

The Annual Quality Assurance Report

2015-2016



Submitted by

Pt. Ravishankar Shukla University
Raipur-492 010, Chhattisgarh

Submitted to

National Assessment and Accreditation Council
Bangalore

AQAR 2015-16

July 1, 2015 to June 30, 2016

The Annual Quality Assurance Report (AQAR) of the IQAC

All NAAC accredited institutions will submit an annual self-reviewed progress report to NAAC, through its IQAC. The report is to detail the tangible results achieved in key areas, specifically identified by the institutional IQAC at the beginning of the academic year. The AQAR will detail the results of the perspective plan worked out by the IQAC. (Note: The AQAR period would be the Academic Year. For example, July 1, 2012 to June 30, 2013)

Part – A

1. Details of the Institution:

1.1 Name of the Institution:	Pandit Ravishankar Shukla University
1.2 Address Line 1:	G.E. Road
City/Town:	Raipur
State:	Chhattisgarh
Pin Code:	492 010
Institution e-mail address:	Vice Chancellor: vc_raipur@prsu.org.in ; proskp@gmail.com Registrar: registrarprsu@gmail.com ; dharmesh.sahu@yahoo.co.in
Contact Nos.:	VC: +91-771-2262857; +91-9424200857 Registrar: +91-771-2262540; +91-7587151099
Name of the Head of the Institution:	Dr. S.K. Pandey
Tel. No. with STD Code:	+91-771-2262857
Mobile:	+91-9424200857
Name of the IQAC Co-ordinator:	Dr. Atanu Kumar Pati
Mobile:	+91-9826654829
IQAC e-mail address:	iqac@prsu.org.in ; iqacprsu@gmail.com ; akpati19@gmail.com
1.3 NAAC Track ID (For ex. MHCOGN 18879)	CHUNGN10085
1.4 Website address:	http://www.prsu.ac.in
Web-link of the AQAR:	http://www.prsu.ac.in/AQAR201516.doc
For ex. http://www.ladykeanecollege.edu.in/AQAR201213.doc	

1.5 Accreditation Details:

S. No.	Cycle	Grade	CGPA	Year of Accreditation	Validity Period
1	1 st Cycle	B ⁺	-	2003	5 years [2003-2008]
2	2 nd Cycle	B	2.62	2011	5 years [2011-2016]
3	3 rd Cycle	NA	-	-	-
4	4 th Cycle	NA	-	-	-

1.6 Date of Establishment of IQAC: 27/11/2003**1.7 AQAR for the year (for example 2010-11):** AQAR 2015-16**1.8 Details of the previous year's AQAR submitted to NAAC after the latest Assessment and Accreditation by NAAC (for example AQAR 2010-11 submitted to NAAC on 12-10-2011):**

i	AQAR 2010-11	25/09/2011
ii	AQAR 2011-12	30/09/2012
iii	AQAR 2012-13	09/10/2013
iv	AQAR 2013-14	07/12/2015
v	AQAR 2014-15	07/12/2015
vi	AQAR 2015-16	27/11/2015

1.9 Institutional Status:

University	State	<input checked="" type="checkbox"/>	Central	<input type="checkbox"/>	Deemed	<input type="checkbox"/>	Private	<input type="checkbox"/>
Affiliated College	Yes	<input type="checkbox"/>	No	<input checked="" type="checkbox"/>				
Constituent College	Yes	<input type="checkbox"/>	No	<input checked="" type="checkbox"/>				
Autonomous college of UGC	Yes	<input type="checkbox"/>	No	<input checked="" type="checkbox"/>				
Regulatory Agency approved Institution (e.g., AICTE, BCI, MCI, PCI, NCI)	Yes	<input type="checkbox"/>	No	<input checked="" type="checkbox"/>				
Type of Institution	Co-education	<input checked="" type="checkbox"/>	Men	<input type="checkbox"/>	Women	<input type="checkbox"/>		
	Urban	<input checked="" type="checkbox"/>	Rural	<input type="checkbox"/>	Tribal	<input type="checkbox"/>		
Financial Status	Grant-in-aid	<input checked="" type="checkbox"/>	UGC 2(f)	<input checked="" type="checkbox"/>	UGC 12B	<input checked="" type="checkbox"/>		
	Grant-in-aid + Self Financing	<input checked="" type="checkbox"/>	Totally Self-financing	<input type="checkbox"/>				

1.10 Type of Faculty/Program:

Arts	<input checked="" type="checkbox"/>	Science	<input checked="" type="checkbox"/>	Commerce	<input checked="" type="checkbox"/>
Law	<input checked="" type="checkbox"/>	PEI (Phys Edu)	<input checked="" type="checkbox"/>	TEI (Edu)	<input checked="" type="checkbox"/>
Engineering	<input type="checkbox"/>	Health Science	<input type="checkbox"/>	Management	<input checked="" type="checkbox"/>
Life Science	<input checked="" type="checkbox"/>	Law	<input checked="" type="checkbox"/>	Social Science	<input checked="" type="checkbox"/>
Technology	<input checked="" type="checkbox"/>	Home Science	<input checked="" type="checkbox"/>		

1.11 Name of the Affiliating University (for the Colleges): Not applicable**1.12 Special status conferred by Central/ State Government - UGC/CSIR/ DST/ DBT/ ICMR etc.:**

Autonomy by State/Central Govt. / University	<input type="checkbox"/>
University with Potential for Excellence	<input type="checkbox"/>
UGC-CPE	<input type="checkbox"/>
DST Star Scheme	<input type="checkbox"/>
UGC-CE	<input type="checkbox"/>
UGC-Special Assistance Program	<input checked="" type="checkbox"/>
DST-FIST	<input checked="" type="checkbox"/>
UGC-Innovative PG programs	<input checked="" type="checkbox"/>
UGC-COP Programs	<input type="checkbox"/>
Any other (DST IRHPA)	<input checked="" type="checkbox"/>

2. IQAC Composition and Activities:

2.1 No. of Teachers:	13
2.2 No. of Administrative/Technical staff:	2
2.3 No. of students:	0
2.4 No. of Management representatives:	2

2.5 No. of Alumni:	7
2.6 No. of any other stakeholder and community representatives:	2
2.7 No. of Employers/ Industrialists:	0
2.8 No. of other External Experts:	2
2.9 Total No. of members:	18
2.10 No. of IQAC meetings held:	7
2.11 No. of meetings with various stakeholders:	
Faculty:	6
Head of Sections:	1
Students:	0
Alumni:	0
Others:	7

2.12 Has IQAC received any funding from UGC during the year?

Yes ☒ No ☒

If yes, mention the amount

2.13 Seminars and Conferences (only quality related):

(i) No. of Seminars/Conferences/ Workshops/Symposia organized by the IQAC:

Total Nos.	7		
International	0	National	2
State	3	Institution Level	2

(ii) Themes:

- Workshop cum Training SYSTAT 13 (N)
- Workshop on Intellectual Property & Innovation Management (N)
- Author workshop (S)
- Scopus (S)
- Education at crossroad (S)
- Workshop on feedback: inventory, analysis and action (I)
- Workshop on feedback analysis and generation of ATR (I)

^NNational; ^SState Level; ^IInstitutional

2.14 Significant Activities and contributions made by IQAC:

- Developed and designed inventory to assess performance on non-teaching staff of the University.
- The inventory will be pressed into action from 2017.
- Conducted Internal Quality Audit for the University Teaching Departments [The **University Institute of Pharmacy** was adjudged as the best department and was awarded with a running

trophy and citation on May 1, 2016 – the auspicious occasion of the Foundation Day of the University].

- Conducted yearly performance of individual teachers of the UTDs.
- Conducted Performance Audit of the Affiliating Colleges [The Shri Shankaracharya Mahavidyalaya, Bhilai was adjudged as the best performing college and was awarded with a running trophy and citation on May 1, 2016 – the auspicious occasion of the Foundation Day of the University].
- The most important contribution of IQAC is the restructuring of the pattern of question paper and answer book. A radical change was proposed by the IQAC that received the final nod of the EC and is being implemented from the academic session 2016-2017.

2.15 Plan of Action by IQAC/Outcome:

Plan of Action	Achievements
Performance Evaluation of Non-Teaching Staff	Inventory developed and designed in Vernacular. The process will be implemented in 2017.
Implementation of Internal Quality Audit for the University Teaching Departments	Performed. The University Institute of Pharmacy was adjudged as the best department and was awarded with a running trophy and citation on May 1, 2016
Implementation of the process of Yearly Academic Performance of individual teaching faculty.	Conducted through sending designated IQAC teams to each department in the Academic Session 2016-17
Provision of Incentives to the Performing Teachers through publicly celebrating their achievements and issuance of Certificate of Appreciation and traditional honour.	<p>The Faculty Performance Index was tabulated and was approved by the Chairman of the IQAC. The following teachers were adjudged as the best performers in two categories, such Science Stream and Social Science Stream:</p> <p>Science Stream</p> <ul style="list-style-type: none"> • DP Bisen – Professor – Physics • KK Sahu – Associate Professor – Biotechnology • Manju Singh – Assistant Professor – Pharmacy <p>Arts, Humanities & Social Science Stream</p> <ul style="list-style-type: none"> • R Choudhary – Professor – Physical Education • LS Gajpal – Assistant Professor – Sociology <p>All the above achievers were awarded with a Certificate of Appreciation in the presence of all teachers, employees and students on the occasion of the Teachers' Day on the 5th September 2016. Additionally they were presented with a stole and <i>shriphal</i> [coconut].</p>
Continuation of Performance Audit of the Affiliating College under the joint efforts of the	The Shri Shankaracharya Mahavidyalaya, Bhilai was adjudged as the best performing college and was awarded with a running trophy and citation

IQAC and CDC	on May 1, 2016 – the auspicious occasion of the Foundation Day of the University.
Ensure implementation of CBCS for all PG programs of the PRSU	Implemented from 2015-2016 academic session following the approval of the statutory bodies like, APEB, Academic Council and the EC.
Refurbishment in the pattern of question paper and answer book	All statutory bodies of the PRSU approved the suggested changes and it has been implemented from the previous session in the Integrated PG program of the CBS. It is being implemented for all other PG programs from this session 2016-2017.
Introduction of UGC's Capping Rule in the API calculator	In light of the 3 rd Amendment in the UGC Regulation the API calculator was revised and being adopted in the process of the on-going promotion under the CAS and Direct Recruitment processes.
* Attach the Academic Calendar of the year as Annexure - I	

2.15 Whether the AQAR was placed in statutory body?

Yes



Provide the details of the action taken:

Management:

Not Applicable

Syndicate (in our case – The Executive Council):

The AQAR is routinely placed before the Executive Council and the Director of the IQAC presented the activities of the IQAC before the honourable Executive Council – the Apex Body of the University. **This one was presented before the hon. EC on 24.11.2016.**

Routinely, the recommendations given by the members of the EC, if any, are incorporated.

Any other body:

None

Part – B

Criterion – I

1. Curricular Aspects

1.1 Details about Academic Programs:

Level of the Program	Number of existing Programs	Number of Programs added during the year	Number of Self-financing Programs	Number of Value Added / Career Oriented Programs
PhD	32	0	0	32
MPhil	24	0	0	24
PG	37	1	8	38

UG	5	0	1	5
PG Diploma	8	0	7	8
Advanced Diploma	0	0	0	0
Diploma	3	0	0	3
Certificate	4	0	3	4
Others (DSc/DLitt)	32	0	0	32
Total	145	1	19	146
Interdisciplinary	4	0	0	4
Innovative	0	0	0	3







1.2 (i) Flexibility of the Curriculum - CBCS/Core/Elective option/Open options:

The PRSU through its Regulation # 149 and 149(A-I) provides enormous flexibility in the programs it offers. These regulations deal with the Choice-Based Credit System that has been adopted by the University. For example, a student in Physics can opt for a course offered by say, Sociology or Life Science departments. The Syllabi have been designed accordingly involving core elective options and open options across the faculties. The student can choose elective paper within its own program as well as the choice of choosing courses offered by other faculties/departments of the University.

(ii) Pattern of programmes:

Pattern	Number of programmes
Semester	40*
Trimester	0
Annual	35*
CBCS	Implemented from 2015-16 in all PG programs on the campus
*Programs such as, PhD, DSc, DLitt and certain Diploma and Certificate programs have been excluded as they neither fit into the Semester Pattern nor into the Annual Pattern.	

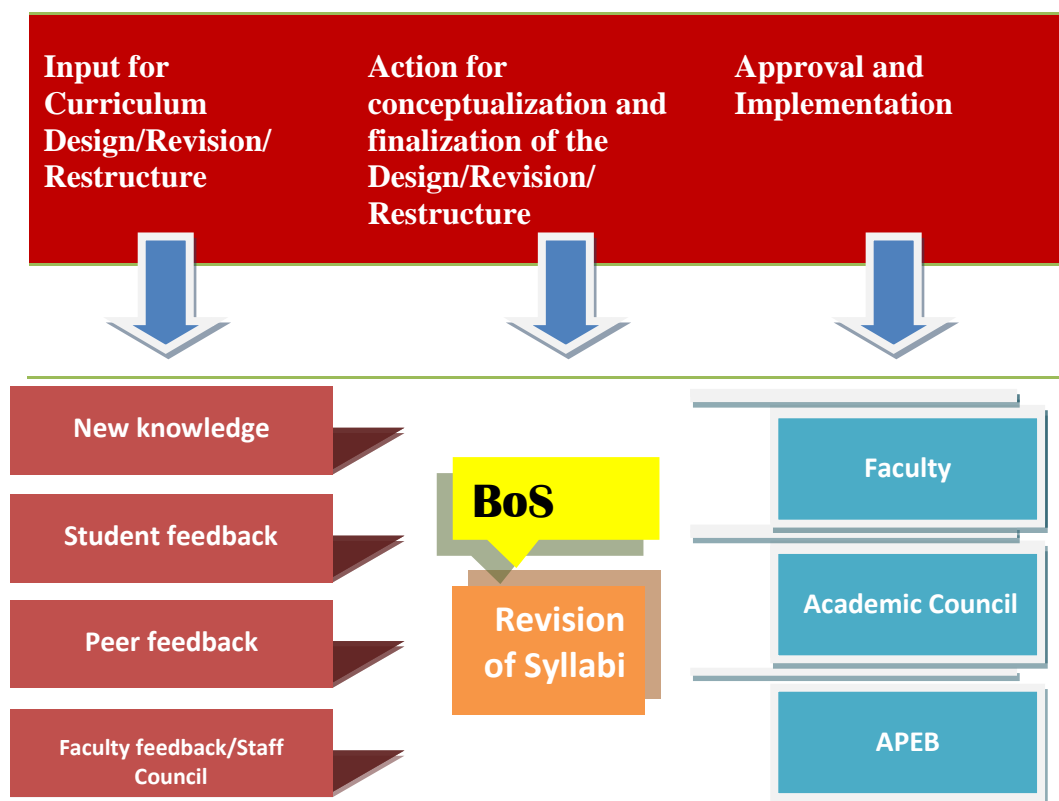
1.3 Feedback from stakeholders* (On all aspects)

Alumni		Parents	
Employers		Students	
Mode of feedback	Online	Manual	
	Co-operating schools (for PEI) Employers		

*Please provide an analysis of the feedback in the **Annexure-II**

1.4 Whether there is any revision/update of regulation or syllabi, if yes, mention their salient aspects

The PRSU routinely revise and update its regulation/syllabi. The process of revision of syllabi is outlined below using a cartoon diagram:



The BoS of various subjects continuously monitors emergence of new knowledge, feedback from students, peers and teaching faculty and decides the extent of revision to be incorporated in the existing syllabi. The BoS meets twice in an academic session and meets even more than two times, if required. The BoS includes nominated teaching faculty of the subject concerned of the UTDs and nominated faculty from the affiliated colleges and also two external peers, who are subject experts. In addition, all other faculty members at the UTDs also participate in the BoS meetings as special invitees.

1.5 Any new Department/Centre introduced during the year. If yes, give details:

Yes

Renewable Energy Technology & Management Center [September 2015-16]

Establishment of Seven Innovative and Path-breaking Research Centers [Approved by EC on 15.12.2015]

The PRSU through grants received from RUSA and XII Plan (UGC) has established following seven (7) Innovative and Path-breaking Research Centers on its campus. These centers are in nascent stage now; but they are extremely potential and are likely to make tremendous impact in the realm of designated research and development.

Name of the Center	Year of Inception	Grants
(i) Center for Cognitive Science	2015-2016	XII Plan/RUSA
(ii) Center for Translational Chronobiology	2015-2016	XII Plan/RUSA

(iii) Center for Nano-science and Nano-technology	2015-2016	XII Plan/RUSA
(iv) Center for Geriatrics and Gerontology	2015-2016	XII Plan/RUSA
(v) Center for Megaprojects in Multi Wavelength Astronomy	2015-2016	XII Plan/RUSA
(vi) Center for Integrated Tribal Studies	2015-2016	XII Plan/RUSA
(vii) Center for Herbal Drug Technology	2015-2016	RUSA

BEd MR – Innovative Program Initiated

Criterion – II

2. Teaching, Learning and Evaluation

2.1 Total No. of permanent faculty [Actual with CAS]

Total	Assistant Professors	Associate Professors	Professors	Others
111	40	10	61	0

2.2 No. of permanent faculty with Ph.D.: 103 [91.1%]

2.3 No. of Faculty Positions Recruited (R) and Vacant (V) during the year:

Assistant Professors		Associate Professors		Professors		Others		Total	
R	V	R	V	R	V	R	V	R	V
0	44	0	26	0	12	0	0	0	82

2.4 No. of Guest and Visiting faculty and Temporary faculty:

Guest Faculty	Visiting Faculty	Temporary Faculty
72	0	57

2.5 Number of Faculty participated in conferences and symposia:

Category	International level	National level	State level
Attended Seminars/ Workshops	45	103	16
Presented papers	46	137	6
Resource Persons	22	76	21

2.6 Innovative processes adopted by the institution in Teaching and Learning:

The PRSU has transformed from one-way **instruction paradigm** to **learning paradigm** in the last five years. The campus has WiFi facility in class rooms, seminar halls, library and hostels. The teachers of most of the departments use modern ICT facilities in the class rooms. They use Internet, e-resources in both teaching and research. Subject specific seminars, poster presentations have been internalized as the regular components of the curriculum. Symposia/Conferences/Workshops are

regularly organized with student participation in each department of the UTD to ensure exposure to new knowledge and also interactions with the peers.

2.7 Total No. of actual teaching days during this academic year: 182

2.8 Examination/ Evaluation Reforms initiated by the Institution (for example: Open Book Examination, Bar Coding, Double Valuation, Photocopy, Online Multiple Choice Questions):

Reforms have been initiated in the process of admission of students to research degrees (MPhil/PhD) through entrance examinations based mostly on MCQ [60%]. The PhD course work also follows the same pattern. Photocopy of the answer books are provided to the candidates on demand.

2.9 No. of faculty members involved in curriculum restructuring/revision/syllabus development as member of Board of Study/Faculty/Curriculum Development workshop:

BoS	Faculty	APEB	Curriculum Development Workshop
37 Chairpersons + Nominated Professors from UTDs and Colleges, all teachers of UTDs including special invitees	49 [Chairpersons of BoS + Deans + All Professors]	26 [All Deans and Nominated Professors, Teachers from Colleges and Peers]	All faculty; BoS and Staff Council organize curriculum development meetings.

2.10 Average percentage of attendance of students: 75%

2.11 Course/Programme wise distribution of pass percentage:

M.A./ M.Sc. 1 st & 3 rd SEMESTER EXAMINATION DECEMBER - 2015							
Name of examination 1 st SEM.	App.	Pass	Percent	Name of examination 3 rd SEM.	App.	Pass	Percent
Hindi	942	905	96.07	Hindi	860	818	95.12
English	399	220	55.14	English	250	141	56.40
English	71	31	43.66	-	-	-	-
Sanskrit	14	07	50	Sanskrit	15	12	80
Sociology	267	221	82.77	Sociology	160	154	96.25
Economics	499	442	88.58	Economics	378	352	93.12
Political Sc.	746	647	86.73	Political Sc.	487	476	97.74
History	132	110	83.33	History	81	59	72.84
Linguistics	02	02	100	Linguistics	03	03	100
App. Philosophy	20	19	95	Philosophy	09	09	100
Psychology	40	37	92.50	Psychology	-	-	-
A.I.H. and Arch.	07	07	100	A.I.H. and Arch.	08	08	100
M.S.W.	96	91	94.79	M.S.W.	75	70	93.33
Classics	15	14	93.33	Classics	28	23	82.14
Chhattisgarhi	39	38	97.44	Chhattisgarhi	37	36	97.30
Rural Planning & Dev.	03	03	100	Rural Planning & Dev.	02	00	00
M.A. Home Sc.	03	03	100	M.A. Home Sc.	03	03	100
M.Com.	1356	1183	87.24	M.Com.	1180	992	84.07
M.Tech.	20	14	70	M.Tech.	21	19	90.48
Physics	88	69	78.41	Physics	71	63	88.73
Physics	29	10	34.48	Physics			
Chemistry	422	231	57.74	Chemistry	317	257	81.07
Chemistry	57	22	38.60	Chemistry			
MA/Msc. Mathematics	507	265	52.27	Mathematics	361	299	82.83
MA/MSc.	35	27	77.14	Mathematics			

Mathematics							
Geology	15	11	73.33	Geology	13	11	84.62
Botany	190	176	92.63	Botany	207	178	85.99
Botany	33	27	81.82	-	-	-	-
Zoology	127	117	92.13	Zoology	132	59	44.70
Zoology	87	57	65.52	-	-	-	-
Comp. Sc.	134	62	46.27	Comp. Sc.	62	32	51.61
Statistics	23	22	95.65	Statistics	20	20	100
Electronics	14	09	64.29	Electronics	16	16	100
M.A. Anthropology	-	-	-	Anthropology	19	19	100
M.Sc. Anthropology	23	22	95.65	Anthropology	02	02	100
Bioscience	10	10	100	Bioscience	12	11	91.67
Microbiology	66	39	59.09	Microbiology	36	36	100
Microbiology	06	03	50	-	-	-	-
Biochemistry	09	06	66.67	Biochemistry	10	10	100
Biotech.	74	51	68.92	Biotech.	54	51	94.44
Inf. Tech.	30	15	50	Inf. Tech.	19	17	89.47
Env. Sc.	15	15	100	Env. Sc.	13	12	92.31
M.A. Geography	293	236	80.55	M.A. Geography	303	257	84.82
M.A. Geography	54	20	37.04	-	-	-	-
M.Sc. Home Sc. Food & Nutrition	18	18	100	M.Sc. Home Sc. Food & Nutrition	14	13	92.86
M.Sc. Home Sc. Textile & Clothing	-	-	-	M.Sc. Home Sc. Textile & Clothing	05	05	100
M.Sc. Home Sc. Resource Mang.	-	-	-	M.Sc. Home Sc. Resource Mang.	02	02	100
M.Lib. & Inf. Sc	42	29	69.05	M.Lib. & Inf. Sc	-	-	-
B.Ed.	5379	4393	81.67	-	-	-	-
M.Ed.	412	346	83.98	-	-	-	-
B.P.Ed.	345	326	94.49	-	-	-	-
M.P.Ed.	80	55	68.75	M.P.Ed.	58	55	94.83
B.Ed. Spl. Edu. (Mr)	06	06	100	-	-	-	-
M.A./ M.Sc. 2nd & 4th SEMESTER EXAMINATION MAY-JUNE - 2016							
Name of examination 2nd SEM.	App.	Pass	Percent	Name of examination 4th SEM.	App.	Pass	Percent
Hindi	898	858	95.55	Hindi	848	812	95.75
English	357	297	83.19	English	242	162	66.94
Sanskrit	14	12	85.71	Sanskrit	15	11	73.33
Sociology	244	224	91.80	Sociology	156	138	88.46
Economics	484	466	94.21	Economics	376	335	89.10
Political Sc.	698	637	91.26	Political Sc.	481	445	92.52
History	122	115	94.26	History	78	73	93.59
Linguistics	01	01	100	Linguistics	03	03	100
Philosophy	18	17	94.44	Philosophy	09	09	100
Psychology	37	35	94.59	Psychology	24	21	87.50
A.I.H. And Arch.	06	05	83.33	A.I.H. And Arch.	08	08	100
Social Work	95	92	96.84	Social Work	75	69	92
Classics	15	14	93.33	Classics	28	24	85.71
Chhattisgarhi	38	36	94.74	Chhattisgarhi	37	35	94.59
Rural Planning & Dev.	03	03	100	Rural Planning & Dev.	02	00	00
M.A. Home Sc.	04	04	100	M.A. Home Sc.	03	02	66.67
M.Com.	1278	1059	82.86	M.Com.	1160	1075	92.67

M.Tech.	18	15	83.33	M.Tech.	20	17	85
Physics	103	62	60.19	Physics	71	55	77.76
Chemistry	423	237	56.03	Chemistry	313	205	65.50
MA/MSc.	517	438	84.72	Mathematics	358	270	75.42
MATHEMATICS							
Geology	15	12	80	Geology	13	13	100
Botany	226	208	92.04	Botany	205	187	91.22
Zoology	200	106	53	Zoology	128	108	84.38
Comp. Sc.	122	72	59.02	Comp. Sc.	62	39	62.90
Statistics	23	22	95.65	Statistics	20	20	100
Electronics	14	13	92.86	Electronics	16	16	100
M.A.				Anthropology	02	02	100
Anthropology							
M.Sc.	21	19	90.48	Anthropology	19	19	100
Anthropology							
Bioscience	09	08	88.89	Bioscience	12	11	91.67
Microbiology	68	29	42.65	Microbiology	36	27	75
Biochemistry	09	07	77.78	Biochemistry	10	10	100
Biotech.	75	64	85.33	Biotech.	54	48	8.89
Inf. Tech.	32	08	25	Inf. Tech.	16	16	100
Env. Sc.	15	14	93.33	Env. Sc.	13	12	92.31
M.A.	357	295	82.63	M.A.	297	250	84.18
Geography				Geography			
M.Sc. Home Sc.	12	12	100	M.Sc. Home Sc.	03	03	100
Human. Dev.				Human. Dev.			
M.Sc. Home Sc.	18	18	100	M.Sc. Home Sc.	14	13	92.86
Food & Nutrition				Food & Nutrition			
M.Sc. Home Sc.	03	03	100	M.Sc. Home Sc.	05	05	100
Textile & Clothing				Textile & Clothing			
M.Sc. Home Sc.	-	-	-	M.Sc. Home Sc.	02	00	00
Resource Mang.				Resource Mang.			
M.Lib. & Inf. Sc	37	22	59.46	-	-	-	-
M.P.Ed.	78	71	91.03	M.P.Ed.	59	42	71.19
B.P.Ed.	327	303	92.66	B.P.Ed.	-	-	-
B.Ed.	5229	4361	83.4	B.Ed.	-	-	-
M.Ed.	400	332	83	M.Ed.	-	-	-

Title of the Programs [Annual System of Examination]	Pass %
Bachelor of Arts - Part I (10+2+3)	33.89
Bachelor of Arts - Part II (10+2+3)	42.49
Bachelor of Arts - Part III (10+2+3)	59.23
Bachelor of Commerce - Part I (10+2+3)	43.54
Bachelor of Commerce - Part II (10+2+3)	50.63
Bachelor of Commerce - Part III (10+2+3)	66.65
Bachelor of Computer Application - Part I (10+2+3)	29.09
Bachelor of Computer Application - Part II (10+2+3)	56.43
Bachelor of Computer Application - Part III (10+2+3)	51.06
Bachelor of Education(Ex) - Annual	75.37
Bachelor of Education - I Semester	81.75
Bachelor of Physical Education - I Semester	94.77
Bachelor of Physical Education - Annual	50
Bachelor of Science - Part I (10+2+3)	30.02
Bachelor of Science - Part II (10+2+3)	49.3
Bachelor of Science - Part III (10+2+3)	69

Master of Arts In Economics - Previous	27.2
Master of Arts In Economics - Final	77.36
Master of Arts In English - Previous	28.29
Master of Arts In English - Final	55.09
Master of Arts In Geography - Previous	11.81
Master of Arts In Geography - Final	81.25
Master of Arts In Hindi - Previous	89.55
Master of Arts In Hindi - Final	93.22
Master of Arts In History - Previous	76.36
Master of Arts In History - Final	78.11
Master of Arts In Political Science - Previous	70.76
Master of Arts In Political Science - Final	86.2
Master of Arts In Public Admin - Previous	84.58
Master of Arts In Public Admin - Final	42.92
Master of Arts In Sanskrit - Previous	6.27
Master of Arts In Sanskrit - Final	8.19
Master of Arts In Sociology - Previous	76.32
Master of Arts In Sociology - Final	87.21
Master of Commerce - Previous	56.22
Master of Commerce - Final	80.37
Master of Education - I Semester	81.99
Master of Education - Annual	40

2.12 How does IQAC Contribute/Monitor/Evaluate the Teaching & Learning processes:

- The most important contribution of IQAC concerned restructuring of the pattern of question paper and answer book. A radical change was proposed by the IQAC that received the final nod of the EC. The changed pattern is currently being implemented in the Integrated PG programs in Physics, Chemistry, Mathematics, Botany and Zoology subjects. The question paper pattern reflects objectivity and the answer book is consisting of only 8 A4-sized sheets, i.e., to say only 16 pages.
- The IQAC also monitors annual performance of each UTD, teaching faculty and affiliated colleges. The University initiates adequate corrective measures upon coming across any lacunae in the Teaching & Learning Processes and Research.
- The IQAC also conducts workshop on awareness program for HoDs and teachers of UTDs on how to analyze responses of students on feedback inventories and matrices.
- The IQAC recommends names of the best performing departments, teachers and affiliated colleges for the award of trophies, citations and certificate of appreciations in well-attended functions of the University, such as Foundation Day and Teachers' Day.
- The IQAC during 2015-16 conducted following programs:
 - Workshop cum Training Systat 13 (N)
 - Workshop on Intellectual Property & Innovation Management (N)
 - Author workshop (S)
 - Scopus (S)
 - Education at crossroad (S)
 - Workshop on feedback: inventory, analysis and action (I)
 - Workshop on feedback analysis and generation of ATR (I)

2.13 Initiatives undertaken towards faculty development:

<i>Faculty / Staff Development Programs</i>	<i>Number of faculty benefitted</i> Program Code [Number]-Number benefitted
Refresher courses	RC [4] - 154

UGC – Faculty Improvement Program	None
HRD programs	HRD [1] – 28 [Principals’ Meet]
Orientation programs	OP [4] – 122
Faculty exchange program	None
Staff training conducted by the university	STC [1] – 48 [On Communication Skills]
Staff training conducted by other institutions	None
Summer / Winter schools, Workshops, etc.	SSS/SWS [4] – 184
Others	One [See below]
NSS Training [ETI]	STC [1] - 39

2.14 Details of Administrative and Technical staff:

Category	Number of Permanent Position	Number of Vacant Positions	Number of permanent positions filled during the Year	Number of positions filled temporarily
Administrative Staff – officers [Class I & II]	33	14	0	19
Employee [Class III]	329	74	0	6
Technical Staff	31	16	0	0

Criterion – III

3. Research, Consultancy and Extension

3.1 Initiatives of the IQAC in Sensitizing/Promoting Research Climate in the institution:

- The IQAC regularly organize workshop/seminar for teachers and research scholars with a view to make them abreast with the recent advances in the subject.
- The IQAC sent list of SCOPUS journals to all faculty members with the advice that they should publish their research findings in journals listed in the SCOPUS database.
- With the initiative of the IQAC, a Plagiarism Cell, located in the Library is working efficiently.
- With the initiative of the IQAC, a Project Promotion Cell (PPC) was established in the UGC Unassigned Grant Cell. This PPC encouraged teachers to submit research projects to funding agencies and posted them with all opportunities of obtaining grants.
- A Number of workshops were organized [outlined below].
 - Workshop cum Training Systat 13 (N)
 - Workshop on Intellectual Property & Innovation Management (N)
 - Author workshop (S)
 - Scopus (S)
 - Education at crossroad (S)
 - Workshop on feedback: inventory, analysis and action (I)

- Workshop on feedback analysis and generation of ATR (I)

3.2 Details regarding major projects:

	Completed	Ongoing	Sanctioned	Submitted
Number	13	14	5	13
Outlay in Rs. Lac	220.3	347.09	32.43	443.25

3.3 Details regarding minor projects:

	Completed	Ongoing	Sanctioned	Submitted
Number	15	28	4	14
Outlay in Rs. Lac	23.35	103.55	19.64	47.68

3.4 Details on research publications:

	International	National	Others
Peer Review Journals	281	144	4
Non-Peer Review Journals	40	48	8
e-Journals	31	17	0
Conference proceedings	35	18	1

3.5 Details on Impact factor of publications:

Range	0.001 – 7.441	Average	1.583	h-index	37 for Total Publications; 8 for 2015-16	Nos. in SCOPUS	232
-------	---------------	---------	-------	---------	---	----------------	-----

3.6 Research funds sanctioned and received from various funding agencies, industry and other organisations:

Nature of the Project	Duration Year	Name of the funding Agency	Total grant Sanctioned [Lac]	Received [Lac]
Major projects	2 – 3 years	UGC, DST, DRDC, CSIR, ICSSR, AICTE	377.47	257.42
Minor Projects	2-3 years	UGC, CCOST, ICSSR, RGSM	141.5	64.06
Interdisciplinary Projects	NCNR [5 Years]	DST (IRHPA)	0.0	0.0
Industry sponsored	None	-	0.0	0.0
Projects sponsored by the University/ College	-	-	0.0	0.0

Students research projects (other than compulsory by the University)	-	-	0.0	0.0
Any other (Specify)	FIST, SAP [5 Years]; MODROB	DST, UGC, NBHM, DAE	89.0	89.0
Total			607.97	410.48

3.7 No. of books published:

i) With ISBN No.	26	Chapters in Edited Books	11
ii) Without ISBN No.	0		

3.8 No. of University Departments receiving funds from:

UGC-SAP	3	CAS	0	DST-FIST	8
DPE	0	DBT Scheme/ funds	0	Any Other [DST IRHPA, MODROB, DAE]	3

3.9 For colleges: Not Applicable

Autonomy	NA	CPE	NA	DBT Star Scheme	NA
INSPIRE	NA	CE	NA	Any Other (specify)	NA

3.10 Revenue generated through consultancy [in Lac]: 1.34 Lakh**3.11 No. of conferences organized by the Institution:**

14

Level	International	National	State	University	College
Number	2	7	3	2	0
Sponsoring agencies	1	3	1	1	0

3.12 No. of faculty served as experts, chairpersons or resource persons: 75**3.13 No. of collaborations:**

International	16	National	36	Any other	2
---------------	----	----------	----	-----------	---

3.14 No. of linkages created during this year: MoUs

4

3.15 Total budget for research for current year in Lac:

From Funding agency	129.46	From Management of University	12.17	Total	141.63
---------------------	--------	-------------------------------	-------	-------	--------

3.16 No. of patents received this year: None**3.17 No. of research awards/ recognitions received by faculty and research fellows of the institute in the year:**

Total	International	National	State	University	District	College
51	4	24	15	5	0	3

3.18 No. of faculty from the Institution who are Ph. D. Guides and students registered under them:

Category	Number (UTD and Colleges)
PhD Guides	400
Students registered	870 [includes 217 new registration in 2015-16]

3.19 No. of Ph.D. awarded by faculty from the Institution:

207

3.20 No. of Research scholars receiving the Fellowships (Newly enrolled + existing ones):

JRF	49	SRF	32
Project Fellows	25	Any other	02

3.21 No. of students Participated in NSS events at various levels:

University	-	State	972
National	282	International	-

3.22 No. of students participated in NCC events at various levels:

University	NA	State	NA
National	NA	International	NA

3.23 No. of Awards won in NSS at various levels:

University	-	State	05
National	-	International	-

3.24 No. of Awards won in NCC at various levels:

University	NA	State	NA
------------	----	-------	----

National	NA	International	NA
----------	----	---------------	----

3.25 No. of Extension activities organized

University forum	-	College forum	-
NCC	NA	NSS	08
Any other	-		

3.26 Major Activities during the year in the sphere of extension activities and Institutional Social Responsibility**NSS Activity (UTD Unit) - Annual Report 2015-16****Major Activity:**

- Road show for awareness of plantation with the co-operation of Chhattisgarh State Herbal plant board Raipur on 27-7-15.
- Promotion of NSS in UTD from 16 Aug. to 10 Sep. 2015 to visit the various departments.
- Plantation in VC bungalow on 02-08-2015 Social guest Prof. S.K. Pandey & NSS Co-ordinator Ms. Neeta Bajpaye.
- Social work in Arts block and AIH Dept. & motivational lecture delivered by Dr. K.K. Shukla and Dr. M.L. Satnami.
- Plantation in campus on Teachers Day 05-9-14 with the co-operation of Chhattisgarh State Herbal Plant Board; Chief guest Prof. S.K. Pandey (Vice-chancellor), Special guest Prof. B. Singh, Prof. A.K. Shrivatawa, Dr. Shail Sharma, Dr. R. Venugopal, Dr. Abha R. Pal.

POC Activity

- Prof. A.K. Sinha, Chandigarh 3.10.2015
Cultural Change
- Prof. P.S. Kalsi, Ludhiana 11.3.2016
Chemistry at Crossroad of Biology
- Dr. Raju N. Swamy [IAS] 13.4.2016 Trivandrum
IPR for the layman: A Birds Eye View of Patent Design, Copyright, Trademarks and GIS

Criterion – IV**4. Infrastructure and Learning Resources****4.1 Details of increase in infrastructure facilities:**

Facilities	Existing	Newly created	Source of Fund	Total
Campus area [Acre]	300.17	0	-	300.17
Class rooms	68	23	UGC Plan Fund, CG Govt Fund; University Fund;	91
Laboratories	59	16		75
Seminar Halls	17	7		24
No. of important equipments purchased (\geq 1-0 lakh) during the current year.	297	3	National Funding Agencies; XII FYP; DST-FIST; University Own Resources	300
Value of the equipment purchased during the year (Rs. in Lac)	-	16.8	National Funding Agencies; XII FYP; DST-FIST; DST-IRHPA	16.8
Others	-	-	-	-

4.2 Computerization of administration and library:**4.3 Library services:**

	Existing		Newly added		Total	
	No.	Value	No.	Value	No.	Value
Text Books/Reference Books	129181	4544183	3267	2723359	132448	48165192
e-Books	2683	4641574	198	765232	2881	5406806
Journals	-	-	99	416125	-	-
e-Journals	9000+	Sodh Sindhu	55	3273340	9055+	3273340
Digital Database	5+	Sodh Sindhu	1	20000 USD	6+	20000 USD
CD & Video	18	9867	-	-	18	9867
Others (specify)	-	-	-	-	-	-

4.4 Technology up gradation (overall):

	Total Computers	Computer Labs	Internet	Browsing Centres	Computer Centres	office	Departments	Others
Existing	407	29	250	11	1	13	27	0
Added	25	38	20	0	0	0	2	0
Total	432	67	270	11	1	13	29	0

4.5 Computer, Internet access, training to teachers and students and any other program for technology up-gradation (Networking, e-Governance etc.):

All class rooms, library and seminar halls have Wi-Fi facility.

4.6 Amount spent on maintenance in Lac:

S. No.	Category	Amount [in Lac]
i.	ICT	26.64
ii.	Campus Infrastructure and facilities	129.52
iii.	Equipments	194.45
iv.	Others	873.99
v.	Total:	1224.60

Criterion – V

5. Student Support and Progression

5.1 Contribution of IQAC in enhancing awareness about Student Support Services:

- The IQAC played key role in the establishment of Utility Center
- Instrumental in the establishment of Mentoring System from the current academic session
- Instrumental in the establishment of Grievance Redress Cell in each Department
- Internalization of tutorial system in the curriculum
- Activation of free health care system with the introduction of permanent health card in the health center of the University
- It played key role in the installation of elevators and building of ramps
- The IQAC played a crucial role in ensuring Wi-Fi facility on the campus, especially in class rooms, labs, seminar halls and library
- The IQAC has made initiatives for feedback requisition through online.

5.2 Efforts made by the institution for tracking the progression:

The PRSU continuously tracks the progression of students of various levels, such as UG/PG, Research students and Passed out students through IQAC, Staff Council of each UTDs and Alumni Association.

The IQAC through annual academic and administrative audits gather information about students profile and examines enrolment statistics and highlights the demand ratio for each academic programs offered by the PRSU.

5.3 (a) Total number of students:

UG	PG	Ph. D.	Others
577	1578	329	277

(b) No. of students outside the state: 136

(c) No. of international students: 1

	Number	Percentage		Number	Percentage
Men	1	0.05	Women	0	NA

(d)

Demand ratio:	3.73	Dropout %:	< 7.5
---------------	------	------------	-------

5.4 Details of student support mechanism for coaching for competitive examinations (If any):**Number of students beneficiaries: 1240****5.5 No. of students qualified in these examinations:**

NET	DD	SET/SLET	DD	GATE	DD	CAT	DD
IAS/IPS etc.	DD	State PSC Pre/Main	DD	UPSC	DD	Others/ GPAT	13

5.6 Details of student counselling and career guidance:**No. of students benefitted:**

150

5.7 Details of campus placement:*On campus**off Campus*

Number of Organizations Visited	Number of Students Participated	Number of Students Placed	Number of Students Placed
04	150	06	02

5.8 Details of gender sensitization programmes:

- Workshop on Yoga for Women 11 May 2016
- One Day Lecture on “Conscious youth – Catalyst for Gender just Society” collaboration with OXFAM India NGO was organized 15 Mar 2016
- One Day Workshop on “Pledge for Parity” to celebrate the International Women Day 08 Mar 2016
- One Day Awareness Programme on “Gender Sensitization Awareness Programme” collaboration with SoS in Physical Education was organized. 13 Feb 2016
- One Day Workshop On “Education for combating Violence Against Women and Girls and creating lasting Peace within Home and Society” In association with OXFAM India and IPAC Organization. 26 Nov 2015

1.9 Students Activities:**5.9.1 No. of students participated in Sports, Games and other events:**

State/ University level	284	National level	299	International level	0
-------------------------	-----	----------------	-----	---------------------	---

No. of students participated in cultural events:

State/ University level	40	National level	3	International level	0
-------------------------	----	----------------	---	---------------------	---

5.9.2 No. of medals /awards won by students in Sports, Games and other events:***Sports/Games***

State/ University level	12	National level	-	International level	0
-------------------------	----	----------------	---	---------------------	---

Cultural events

State/ University level	2	National level	2	International level	0
-------------------------	---	----------------	---	---------------------	---

5.10 Scholarships and Financial Support:

	Number of students	Amount [INR in Lac]
Financial support from institution	20	12.17
Financial support from government	426	31.77
Financial support from other sources	40	82.29
Number of students who received International/ National recognitions	10	5.53

5.11 Student organised / initiatives:***Fairs***

State/ University level	0	National level	0	International level	0
-------------------------	---	----------------	---	---------------------	---

Exhibition

State/ University level	1	National level	0	International level	0
-------------------------	---	----------------	---	---------------------	---

5.12 No. of social initiatives undertaken by the students:

5

5.13 Major grievances of students (if any) redressed:

0

Criterion – VI

6. Governance, Leadership and Management

6.1 State the Vision and Mission of the institution:

VISION

- To make quality higher education accessible to all sections of society, including the tribal population of Chhattisgarh
- To provide quality education in the disciplines of arts, humanities, social sciences, natural sciences and other disciplines of learning
- To develop human resource with world class competence and skills in the respective disciplines

MISSION

- To develop the university as a centre of excellence for higher education and knowledge resource
- To promote understanding the value of self-learning, creativity and competence building:
 - By providing world-class education through university-teaching departments and schools
 - By promoting quality research in university schools and affiliated colleges
 - By creating environment conducive to nurture creativity and scientific temper

6.2 Does the Institution has a management Information System:

Yes; To certain extent, the full proposal under process.

6.3 Quality improvement strategies adopted by the institution for each of the following:

6.3.1 Curriculum Development: Please refer Para 1.4 also

- The PRSU revise and restructure curricula on regular basis as per the prescribed guidelines under the supervision of Statutory Bodies.
- Due cognizance was given to the feedback from stake holders and industry.
- The recommendations of UGC and other regulatory bodies are also considered during the process of curricula development and restructuring.
- Nominated peers and external subject experts also provide valuable inputs during the process of curricula development and restructuring.
- Efforts are made to make the curricula congruent with NET and other competitive examination.
- Efforts are made to incorporate new knowledge and development in the curriculum of each subject.

6.3.2 Teaching and Learning

- The University adheres to pre-published academic calendar.
- In regular meetings of the HoDs of various UTDs emphasis is given to make teaching and learning student centric, i.e., **learning paradigm**.
- All UTDs are provided with Internet connectivity [wired] and WiFi facility for the

promotion of ICT based teaching-learning methods.

- Most of the teachers adopt power point presentation and online resources while teaching.
- Promotion of ICT based teaching learning method.
- Many departments have interactive smart boards.
- Subject specific seminars, poster presentations have been internalized as the regular components of the curriculum.
- Symposia/Conferences/Workshops are regularly organized with student participation in each UTD to ensure exposure to new knowledge and also interactions with the peers.

6.3.3 Examination and Evaluation

- The PRSU made a drastic revision and restructuring in the pattern of question paper and answer book and this is being adopted for the 5-year Integrated PG course from this session and it will be adopted for other programs from the next academic session.
- The PRSU declares all examination results online and retrieval mark-sheet online.
- The enrolment, examination form/ document submission and examination fees payment have been made online.
- The performance of students is assessed continuously and comprehensively through internal tests in addition to end semester examinations.
- The PRSU has strengthened its Grievance Redress mechanism through following ways: (a) The revaluation procedure is transparent and student friendly, but only in the programs having annual examination system; (b) The re-totalling method is adopted for programs with CBCS; (c) The PRSU has provision to issue photocopy of the answer book.

6.3.4 Research and Development

- Establishment of Research Promotion Cell and Patent Cell. This year one patent has been filed at the national level.
- Workshop on IPR is organized.
- Establishment of Plagiarism Cell in the Library. It has been made mandatory to get a clearance from this cell prior to submission of PhD thesis.
- This academic session, seven innovative and path-breaking research centers were sanctioned through grants received under the RUSA and XII Plan.
- Entrance examinations are conducted for admission into PG Programs and research programs, such as MPhil and PhD.
- Rigorous course work is conducted for PhD students and the pass mark is 50% both at the entrance test and also at the course work examination.
- The PhD students write comprehensive reviews while carrying out their course work and at the end they present their review work before a panel of examiners.
- The research work is regularly monitored through the DRC established in each department subject wise.
- It has been mandatory to publish at least one paper in the peer review journal before the submission of the PhD thesis.
- The PRSU organizes national, international, state level symposium/ seminars/ workshops, conferences regularly to keep research scholars and teachers abreast with the latest development in their subject/field of research.
- The research scholars were provided with travel grants to attend international conferences from University's own resources. **This is one of the Best Practices that the University**

has been practicing since 2010-2011.

- The PRSU motivates the faculty for research linkages at national and international level to carry out collaborative research.











6.3.5 Library, ICT and physical infrastructure/ instrumentation

It has reorganized its e-repository called, “Giyankothi.”

It permits access to IP-based e-resources from remote locations [EZproxy].

Pt. Sundarlal Sharma Library of the PRSU is one of the largest university libraries of the State and one among the leading university libraries of the country.

- Last year the library developed an independent URL and has link with PRSU website.
- It has purchased 3267 books in 2015-2016.
- The library is equipped with ICT and online resources [Please see screen shot below], such as e-journal, e-book, e-thesis, and e-database etc.

 Univ. Publication PRSU LIBRARY Books and journals published by University.	 Gyankothi PRSU LIBRARY E-repository of University includes Thesis, Research papers, Photographs, Question Papers, Annual reports, Answer sheet of toppers etc.	 EZproxy PRSU LIBRARY It allows IP based e-resources to access from remote location.	 E-Book PRSU LIBRARY Electronics Books purchase by University.
 E-Journal PRSU LIBRARY Journals having access to the University under UGC Infonet Digital Library Consortia.	 E-Thesis PRSU LIBRARY Ph.D. awarded by the university in e-format.	 E-Database PRSU LIBRARY Database having access to the University under UGC Infonet Digital Library Consortia.	 Jgateplus PRSU LIBRARY Micro document delivery system
 Media Coverage PRSU LIBRARY News Paper Clippings.	 Visitor Book PRSU LIBRARY Give Us Your valuable Feedback and Suggestion		

- New departmental buildings were inaugurated.
- Buildings of few departments were expanded.
- Arts block was under renovation.
- New hostels are under construction.
- Utility center building was inaugurated (Date of Inauguration: 16 November 2015).
- Seminar halls in Life Science and Pharmacy buildings were constructed.
- The golden jubilee gate was inaugurated (Date of Inauguration: 16 November 2015)
- The NCNR is the only center in the whole of the Central and the Eastern India that boasts of having state-of-the-art sophisticated equipments [purchased in 2014-2015].
 - NMR,
 - LC-MS-MS,
 - HPTLC,
 - AAS,
 - FTIR,
 - PCR,
 - RT PCR to name a few.

- These equipments are housed under the same roof. This is considered to be a unique facility developed with the efforts of the University through IRHPA scheme of the DST, New Delhi. The facility is open for researchers of whole of Chhattisgarh.

6.3.6 Human Resource Management

- The VC of the PRSU chairs review meetings of each section and department of the University to ensure optimization of human resources. He monitors progress of various assigned and designated work assignment personally.
- Facilities and benefits, such as loan for purchase of vehicle/ computers/ grains etc. are extended to enhance cordial and happy-go-lucky work culture in the university.
- The best performing non-teaching and teaching staff are respectively honoured every year on the occasion of the auspicious foundation day of the university. Certificates of appreciation are awarded to the non-teaching and teaching staff.
- Workshop and hands on training programs are organized for the augmentation of the computer skills of the support staff.
- In exceptional conditions financial help is forwarded to the employees suffering from serious health problems even if they have opted for MA.
- The University practice Self-Appraisal Method (PBAS) to evaluate the performance of the faculty in teaching, research and extension programmes.
- The IQAC computes Academic Performance Indicator (API) as per the guidelines issued by the UGC. The API is regularly used the implementation of CAS.

6.3.7 Faculty and Staff recruitment

- Periodically the University fills in vacant teaching and non-teaching positions. The process of recruitment and promotion through CAS will be carried out in the next session.
- The IQAC played a key role in designing and finalization of online application form.
- The IQAC is involved in designing API calculators.
- Contract teachers and guest faculty have been appointed for the current session against the vacant posts.
- The University encourages appointment of visiting professors.
- The process of appointment of faculty is transparent and reliable.

6.3.8 Industry Interaction / Collaboration

The University has very active University Industry Partnership Council (UIPC) established in 6th July 2012. It regularly conducts interaction meetings with the local industrialists. On 2 February 2014, the Hon'ble VC of PRSU addressed the gathering of officials and entrepreneurs of Chhattisgarh during their Corporate Social Responsibility (CSR) Meet and apprised them about the need for carrying out CSR activities under the banner of the UIPC, PRSU. The results of such meetings often bear fruits. One hostel for boys is being constructed [2000 m² constructed area] with grant of INR 400.00 lac received from Power Grid Corporation of India Ltd. A MoU has been signed with the Power Grid Corporation that will remain in force till 31st March 2017.

In summary, the UIPC of the University is incessantly active to strengthen the bond between the PRSU and the local Industries.

Our target is to strengthen the bond between the University and Industry. We have planned to organize sensitization programs involving all stakeholders. Further, we have also planned to organize workshops and seminars at regular intervals with the idea that the concepts and objectives of the UIPC are not easily forgotten or dismissed as unimportant if it is not in the direct view of the Industrial Conglomerates.

In many UG and PG programs students visit local industry to have onsite experience of industrial setup, management, work culture and technical skills.

6.3.9 Admission of Students

- The PRSU publicizes admission advertisement widely in the print and electronic media, including the university website.
- The application is received online for all UG and PG courses of the UTDs.
- An entrance test is conducted for all PG programs.
- Many departments organize joint career counselling for students of related subjects for selecting the right academic programs.
- The prospectus provides detail accounts of the academic programs and specializations available in UTDs.
- The admission notice for MPhil and PhD program is also widely publicized in both print and electronic media, including the university website.
- Admission to all research programs are made on the basis of entrance test.
- For PhD program students are admitted only when they succeed in the Course Work examination.
- The names of successful candidates are published in the university website.
- Admission in the professional programs is made following the guidelines of the respective regulatory bodies.

6.4 Welfare schemes for:

The PRSU has number of welfare schemes for the teaching faculty, non-teaching staff and students. The details are outlined below:

Teaching Faculty	<ul style="list-style-type: none"> • Loan for purchasing vehicles • Loan facility from Teachers Benevolent Fund [TBF] • Disbursement of CPF advance • Disbursement of CPF part final • Soft loan for buying computers • Soft personal loan • Soft house loan • Medical reimbursement • Tuition fee refund • Pension and gratuity
Non teaching	<ul style="list-style-type: none"> • Lowest interest rate loan for purchasing vehicles • Disbursement of CPF advance • Disbursement of CPF part final • Festival advance • Grain advance • Soft loan for buying computers • Soft personal loan • Soft house loan

	<ul style="list-style-type: none"> • Medical reimbursement • Tuition fee refund • Pension and gratuity
Students	<ul style="list-style-type: none"> • Free NET/SET and Remedial Coaching classes for SC/ ST/OBC and Minority • Free health check up • Free medicine • Students welfare fund • Travel grant to research students for attending international conference organized in foreign countries and India • Scholarships to MPhil and PhD students

6.5 Total corpus fund generated:

DD

6.6 Whether annual financial audit has been done:

Yes



No

☐

6.7 Whether Academic and Administrative Audit (AAA) have been done?

Audit Type	External		Internal	
	Yes/No	Agency	Yes/No	Authority
Academic	Yes	Mock NAAC Peer Team consisting of real NAAC assessors	Yes	IQAC Team consisting of real NAAC assessors and IQAC members
Administrative	Yes		Yes	

6.8 Does the University/Autonomous College declare results within 30 days?

For UG Programs

Yes



No

☐

For PG Programs

Yes



No

☐

6.9 What efforts are made by the University/ Autonomous College for Examination Reforms?

- The PRSU has undertaken number of examination reforms in the last five years.
- Introduction of grading and credit system in the UTDs and all affiliated colleges.
- Introduction of choice-based credit system in the UTDs.
- Drastic restructuring in the pattern of question paper and answer book.

6.10 What efforts are made by the University to promote autonomy in the affiliated/constituent colleges?

- The PRSU provides autonomy to its affiliated colleges within the prevailing statutory provisions.
- Currently the University has SIX autonomous colleges under its jurisdiction.
- The university promotes other affiliated colleges to apply for obtaining autonomous status.
- The university extends all out help and cooperation during the inspection, by regulatory bodies, of these autonomous colleges.
- The PRSU provides following academic and administrative autonomy to its affiliated colleges:
 - Promotion research and development activity.
 - Introduction of new academic programs, new courses and elective papers in existing programs for autonomous colleges.

6.11 Activities and support from the Alumni Association:

- The PRSU has a registered umbrella alumni association.
- The PRSU has registered [some are yet to register] alumni association in individual UTDs.
- The alumni association of individual departments are affiliated to the Umbrella Alumni Association.
- Regular meetings of the alumni associations are held.
- The alumni give feedback on academic and administrative aspects of the University.
- The alumni support their Alma matter by donating fund.
- The alumni association participate in academic activities, such as conference and symposia actively and often act as co-sponsors.
- The alumni fees/membership has been internalized in the admission procedure.

6.12 Activities and support from the Parent – Teacher Association:

- The formal/registered Parent-Teacher Association does not exist.
- However, regular meetings of the Parent-Teacher are held every year in the UTDs.
- The parents actively participate in the feedback system of the university.
- In few departments, parent teacher association exists.

6.13 Development programmes for support staff:

- The PRSU conducts training programs for the non-teaching support staff with the objective to enhance their professional competency and working skills.
- The technical personnel are trained for new sophisticated equipments.
- They are allowed and encouraged to attend training programs arranged elsewhere.

- They are encouraged to organize and participate in cultural and sports activities.

6.14 Initiatives taken by the institution to make the campus eco-friendly:

- The flagship program of the hon'ble PM, "Clean India Movement (स्वच्छ भारत अभियान)" was implemented on the campus.
- The university conducts regular Shramadan programs.
- The PRSU observes International Environmental Day on 5th June every year.
- The University has declared the university campus as "no horn please" zone.
- The University has declared the university campus tobacco free.
- The University has declared the university campus as plastic free zone.
- The University regularly carries out plantation drive in the campus.
- The PRSU has made appropriate arrangement for augmenting water recharging by digging ponds for the purpose.
- The PRSU is carrying out green audit for the campus.
- The PRSU carried out survey of the vegetation on the campus.
- The PRSU carried out survey on the exotic mollusc pests.
- The UTDs have nominated energy monitors from among the students in each class for optimization of power consumption.
- The PRSU has substituted halogen lamps on its campus by LED lamps.

Criterion – VII

7. Innovations and Best Practices

7.1 Innovations introduced during this academic year which have created a positive impact on the functioning of the institution. Give details.

- Best Teacher Awards for academic excellence in each category of teachers belonging to Science Streams and Social Science Streams
- Inception of Center for Basic Sciences
- Establishment of seven (7) Innovative Path-breaking Research Centers
- Inauguration of utility Center

7.2 Provide the Action Taken Report (ATR) based on the plan of action decided upon at the beginning of the year:

Plan of Action	Action Taken
<ul style="list-style-type: none"> • To continue to identify and reward best teachers 	<p>The best academically performing teachers in three different levels from science and social science streams were identified separately.</p> <p>They were awarded with trophy/certificate of appreciation ceremonially in important events on the campus</p>

<ul style="list-style-type: none"> Implementation of CBCS 	Implementation process ratified and implemented from the academic session 2014-16 [last session]
<ul style="list-style-type: none"> Establishment of innovative and path-breaking research centers 	Implemented; Seven such centers have been established from this session
<ul style="list-style-type: none"> Strengthening of instrumentation facility 	State-of-the-art equipments, namely NMR, LC-MS-MS procured; the installation of NMR is pending.
<ul style="list-style-type: none"> Establishment of CBS 	Established; Forty students were enrolled in the first batch
<ul style="list-style-type: none"> Strengthening of linkages with national and international institutions and organizations 	MoUs signed

7.3 Give two Best Practices of the institution (please see the format in the NAAC Self-study Manuals)

**Provide the details in annexure (annexure need to be numbered as I, II, III)*

Annexure-I

1. Title of the Practice

Research Scholar Funding for Attending International Conference Abroad and in India

2. Goal

- To facilitate participation of research scholars in international conference
- To instil confidence within the research scholars to present their research findings independently before international audience
- To create a sense of pride within them as they represent their country abroad

3. The Context

- Normally it has been observed that research papers of research scholars are accepted for presentation in various international symposia and conferences. The candidates send their grant applications to different national and state levels funding agencies for financial support. Sometimes they succeed in getting 50% support only. Eventually they fail to attend the conference due to lack of complete support.
- Therefore, it was thought worthwhile to introduce the practice of research scholar funding for attending international conferences abroad and in India.

4. The Practice

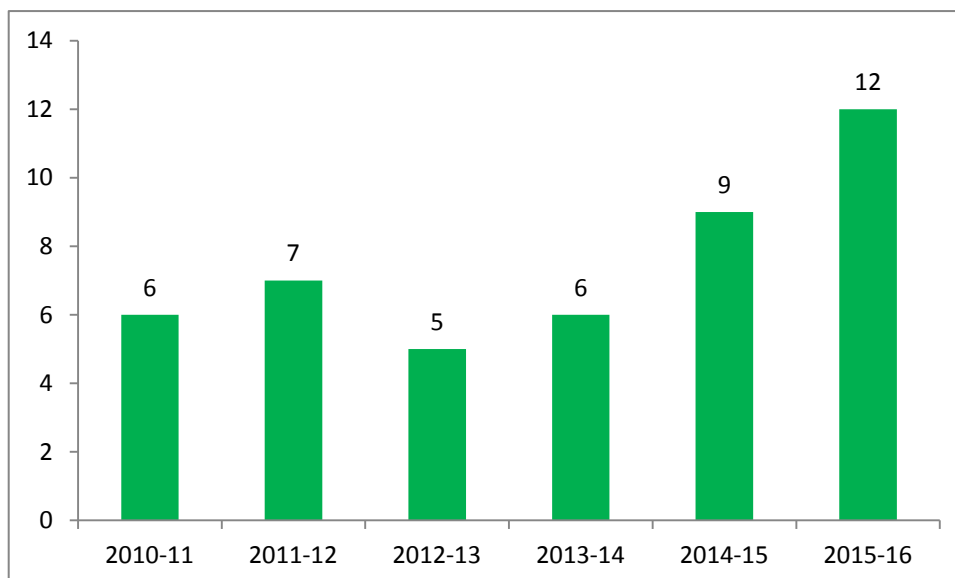
- The practice of research scholar funding is well publicized in the beginning

of each academic session.

- The candidates facing difficulties in getting full support to attend international meeting send their applications to the administrative section of the university.
- The applications are scrutinized by the Grants Cell and are placed before a recommending committee constituted by the Vice-Chancellor.
- The applicants were awarded with the funds after considering the merits on case to case basis.
- Finally the administrative and financial sanctions are granted and funds are released to the candidate as an advance.

5. Evidence of Success

- The practice of awarding funds to research scholars was initiated in the financial year, 2010-11 and the number of beneficiaries is highlighted below.



6. Problems Encountered and Resources Required

- Problems Encountered: None, as everyone welcomed the practice. It was unanimously resolved by the Executive Council of the University to initiate the practice with immediate effect.
- Resources Required: Funds and administrative and secretarial support for processing of applications. The Grant Cell of the University handles the latter effectively.

7. Notes

- This best practice can be emulated by other universities of the country.

8. Contact Details

Name of the Vice-Chancellor: Prof. (Dr.) S.K. Pandey

Name of the Institution:	Pt. Ravishankar Shukla University
City:	Raipur
Pin Code:	492010
Accredited Status: Re-accredited	Validity Period: <u>Valid up to January 07, 2016</u>
Work Phone: +91-771-2262857	Fax: +91-771-2263439
Website: www.prsu.ac.in	E-mail: proskp@gmail.com
Mobile: +91-9724200857	

Annexure-II

1. Title of the Practice

Best Teacher, Best Department and Best College

2. Goal

- To identify best performance among PRSU's teachers, UTDs and affiliated colleges
- To appreciate and celebrate their contribution in public functions of the university, such as Foundation day and Teachers Day
- To create a sense of pride within them

3. The Context

- In a University set up the performance of an individual teacher, a department and an affiliated college assumed to be normally distributed; some of them occupying either tails of the bell curve. Those in the center of the curve contribute appreciably to the overall growth of a higher education institution. Normally it has been observed that the university fails to appreciate and acknowledge contributions of those people who matter much to the university.
- Therefore, it was thought worthwhile to introduce the practice of identifying those in the middle of the bell curve and glorify their achievements publicly by awarding them with a certificate of appreciation. Giving monetary reward is immaterial for them. What matters much is that the apex body of the university cares to acknowledge their contributions in any ceremonial public function.

4. The Practice

- The identification of the best performance of the above stake holders is carried out by the IQAC.
- The IQAC developed very robust matrices to do this after lots of meetings and discussions between the IQAC and the Head of the Institution.
- The IQAC announces dates for submission of applications for the best performance awards.
- The best teacher, the best department and the best affiliated college are awarded with running trophies and/or certificate of appreciation ceremonially in important events of the university.

5. Evidence of Success

- The practice of awarding trophy and certificate of appreciation to the best department and the best affiliated college was first initiated in 2014 based on their performance in the session 2013-14. These awards were distributed on the auspicious occasion of the Foundation Day of the university [1 May]
- The practice was appreciated by everyone.
- The practice continued.
- In 2015-16, the practice of awarding the best teacher in each level separately in two different streams, namely science and social science was introduced for the first time. These awards were distributed on the auspicious occasion of the Teachers' Day [5 September].
- The IQAC is planning to identify and honour the best performing research scholar of the year from 2017.
- Evidence of appreciation of this practice is available in the social media.

6. Problems Encountered and Resources Required

- Problems Encountered: None, as everyone welcomed the practice.
- Resources Required: Administrative and secretarial support for processing of applications. The IQAC handles it effectively.

7. Notes

- This best practice can be emulated by other universities of the country.

8. Contact Details

Name of the Vice-Chancellor:	Prof. (Dr.) S.K. Pandey
Name of the Institution:	Pt. Ravishankar Shukla University
City:	Raipur
Pin Code:	492010
Accredited Status: Re-accredited	Validity Period: <u>Valid up to January 07, 2016</u>
Work Phone: +91-771-2262857	Fax: +91-771-2263439
Website: www.prsu.ac.in	E-mail: proskp@gmail.com
Mobile: +91-9724200857	

7.4 Contribution to environmental awareness / protection

- Substitution of sodium vapour street lamps on the campus with LED lamps/solar-powered lamps
- Celebration of "World Environmental Day"
- Survey of campus vegetation
- Regular conduct of plantation drive
- Survey of exotic African mollusc pest on the campus
- Water recharge initiative in place

- Conduct of green audit in the campus

7.5 Whether environmental audit was conducted?

Yes



No



7.6 Any other relevant information the institution wishes to add (for example SWOC Analysis).

S-O Strategy	W-O Strategy
<ul style="list-style-type: none"> • Introduction of new vocational UG/PG programs • Introduction of new modular UG/PG programs in new and existing departments • Promotion of research on medicinal plants and endemic diseases • Promotion of faculty to tap international funding for R&D activities 	<ul style="list-style-type: none"> • Need analysis of the local population in terms of program demand • Opening of new programs and remodeling of programs in the department with low PTR • Augment the activities of the IPR cell and spread awareness on IPR, Patent and Copyright. • Promotion and intensification of FDPs
S-C Strategy	W-C Strategy
<ul style="list-style-type: none"> • Augmentation of outreach activities to enhance credibility of the University • Develop mechanisms and processes to attract students from foreign countries • Promotion and augmentation of patentable R&D activities 	<ul style="list-style-type: none"> • Establishment of finishing school • Activation of full MIS based governance • Commissioning both administrative and academic reforms

8. Plans of institution for the next year

- Implementation of CBCS in colleges affiliated to the University
- Implementation of the matrix designed to compute performance index of non-teaching staff
- Implementation of the matrix designed to identify the best performer among research scholars
- Strengthening of IPR Cell
- The University envisages to open following programs in new and existing departments:
 - P.G. courses in Environmental Toxicology, Biological Chemistry, Cancer Biology, Molecular Modeling and Mathematical Chemistry
 - M.Sc. Electronics with following specialization: Digital Electronics
 - Specialization in Fuel Geology at Masters level; M. Sc. In Geoinformatics; Diploma in Gemology
 - M.Sc. Biostatistics; Diploma in Actuarial Statistics
 - P. G. Diploma in Museology
 - PG Diploma in Archival Studies and Regional History and Culture
 - M.A. in Tourism & Hotel Management
 - Diploma in Administrative Law, Cyber Law and Labour Law
 - MBA Retailing; MBA International Business
 - M. Pharm. Pharmacognosy; M. Pharm. Pharmaceutical Chemistry
- The University has plans to build new infrastructure:

- Record room
- Alumni center
- Environment Science building
- Multi facility fitness center
- International guest house

Signature of the Director, IQAC

Signature of the Chairperson, IQAC

1. ACADEMIC SCHEDULE

TIMELINE FOR ACADEMIC PROGRAMS

[A] GENERAL

- | | |
|---|---|
| Date of admission for the Session 2016-17 | - From 16 th June 2016 |
| Last date of Admission from permission of Vice Chancellor | - 14 th August 2016 |
| Student forming the electoral process and swearing | - From 22 nd to 31 st August 2016 |
| Convocation | - December 2016 to January 2017 |
| Course work exam of Ph.D. | - April 2017 |

[B] ANNUAL

- | | |
|----------------------------------|--|
| The annual Practical examination | - From 16 th Feb to 05 th March 2017 |
| The annual examination | - From 12 th March to 12 th May 2017 |
| M.Phil. annual examination | - April 2017 |

[C] ENTRANCE TEST

- | | |
|-------------------------------------|---|
| Entrance Test for PG admission | - Between 3 rd & 4 th week of June 2016 |
| Entrance Test for M.Phil. admission | - June-July 2016 |
| Entrance Test for Ph.D. admission | - June-July 2016 |

[D] SEMESTER

S. No.	Activity	Semester	Semester
		I/III/V/VII/IX	II/IV/VI/VIII/X
		Date	Date
01	Admission Process	16 th to 30 th June	15 th August
02	Commencement of Teaching	01 st July	31 st December
03	Meeting of Statutory Committees	04-14 th August	16-31 st January
04	Duration for sending names of External Examiners (Practical) to the Examination Center	03-10 th September	21-28 th February
05	Last date of Semester teaching	08 th November	16 th April
06	Practical Examination P.G./ U.G.	15-22 th November	18-30 th April
07	Preparation Leave	23-30 th November	01-8 th May
08	Theory Examination	01-24 th December	09-31 st May
09	Semester Break/Declaration of Results	25-31 st December	01-16 th June

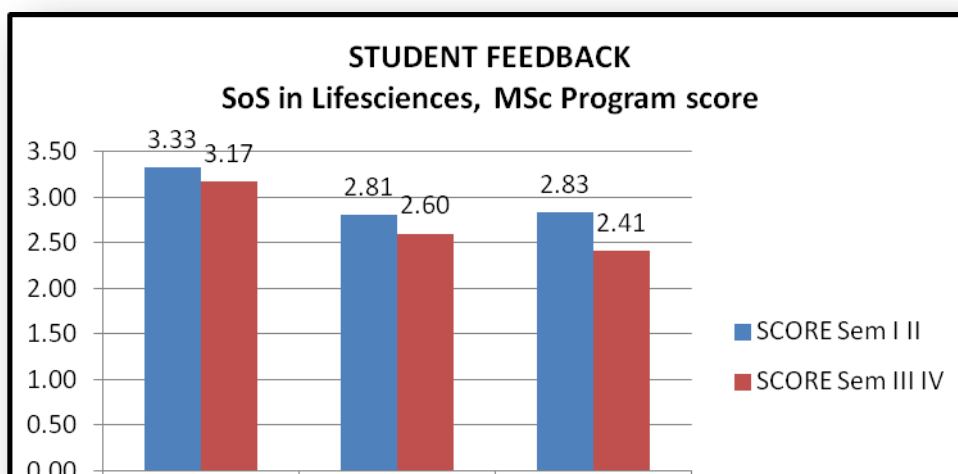
Enclosure-II**An Example****STUDENT FEEDBACK 2014-15**

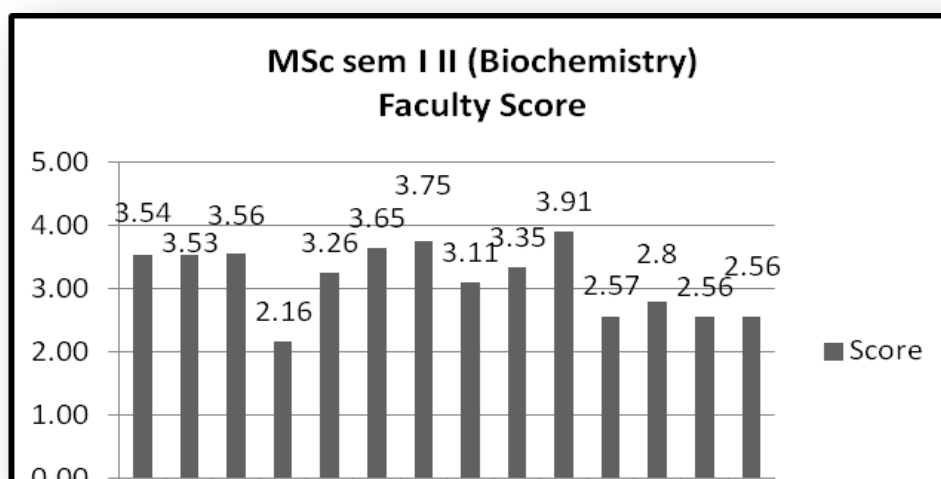
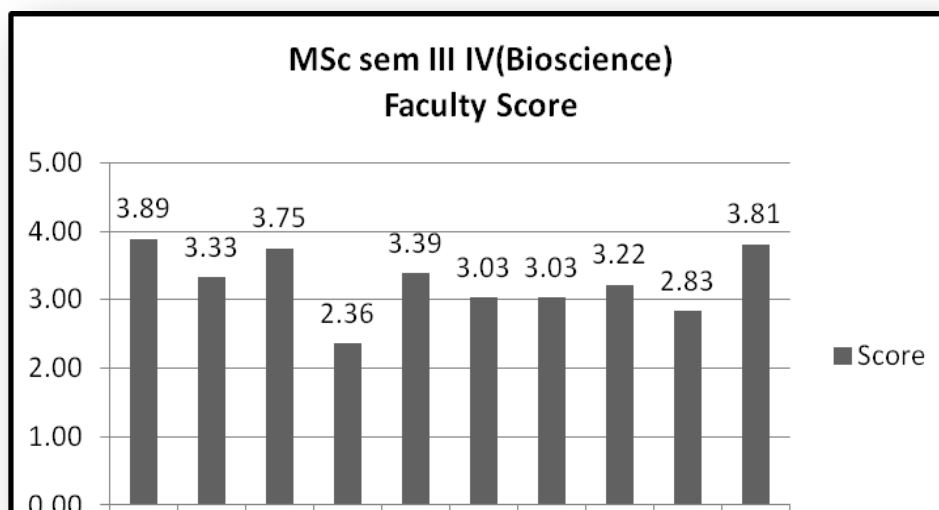
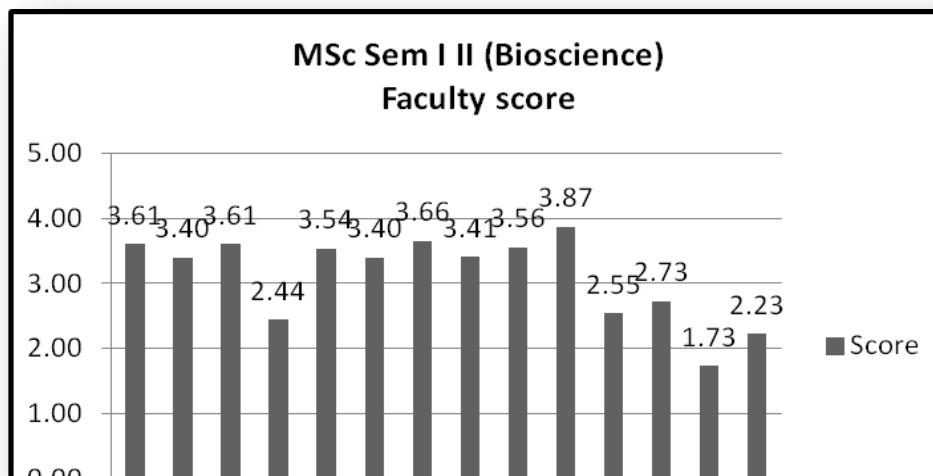
NAMES OF FACULTY			

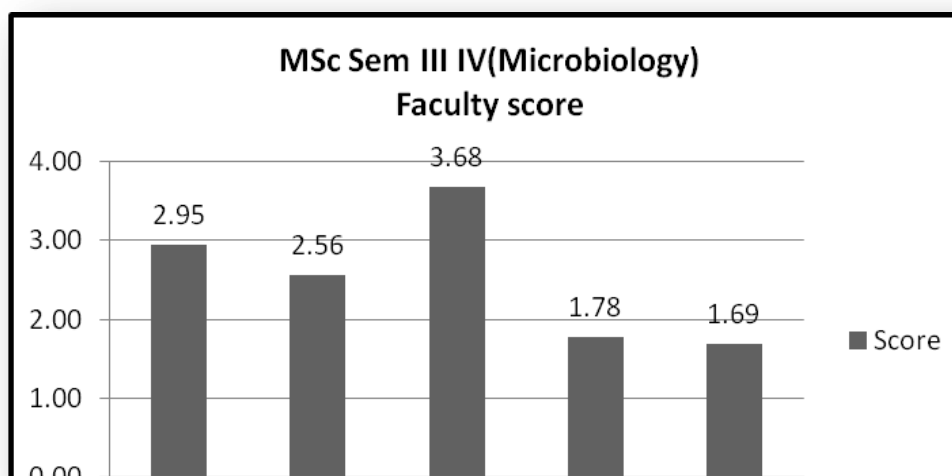

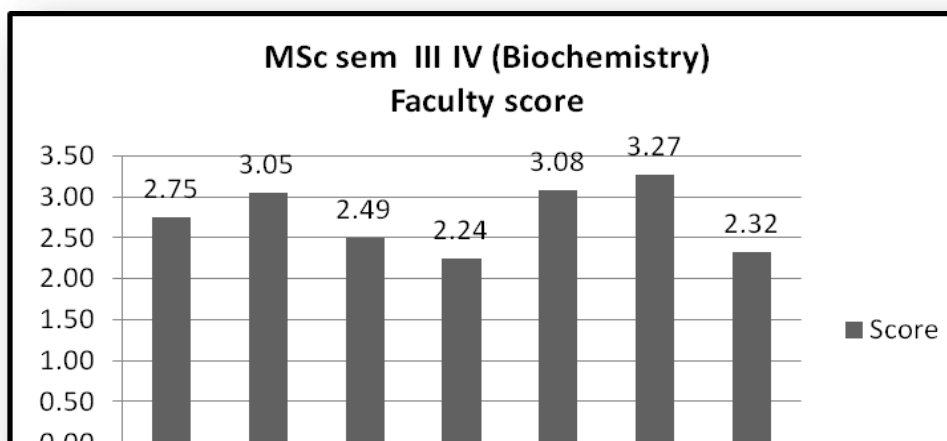
SCORING			
4	3	2	1
A	B	C	D
Very good	Good	Satisfactory	Unsatisfactory

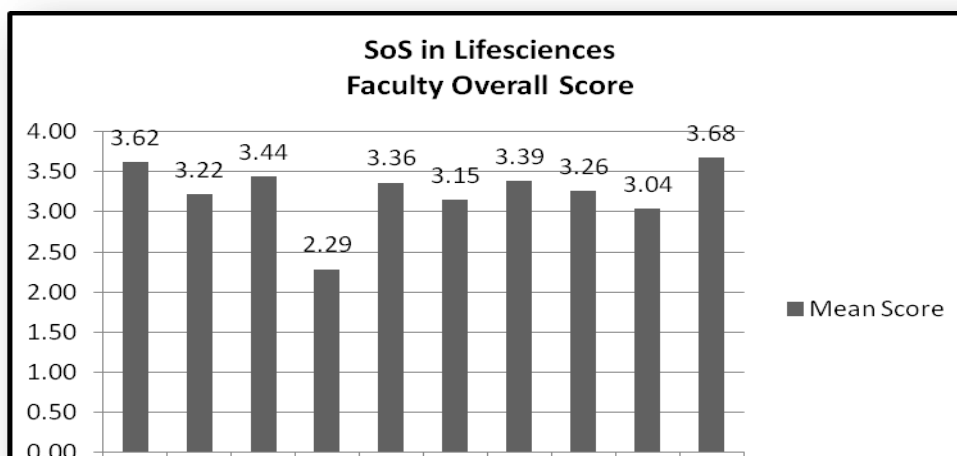
No. of students participating –MSc Bioscience (16); MSc Biochemistry (16);MSc Microbiology(14) = Total 46;

Total faculty members [Permanent (10) & Adhoc (04)]=14

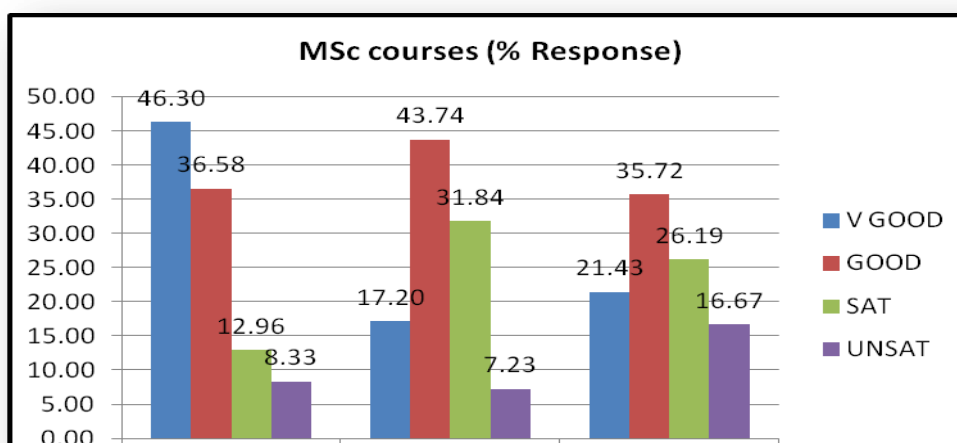








PERCENT RESPONSE



PERCENT RESPONSE TO FACULTY

MSc Biosciences I, II semester

FACULTY	VGGOOD	GOOD	SAT	UNSAT
A	66.67	27.78	5.56	0
B	54.63	33.33	9.26	2.78
C	71.3	18.52	10.19	0
D	21.3	25.93	28.7	24.07
E	65.74	25	6.48	2.78
F	55.56	31.48	10.19	2.78
G	70.37	25	4.63	0
H	50.93	38.89	10.19	0
I	63.89	27.78	8.33	0
J	89.81	7.41	2.78	0
K	12.96	47.22	21.3	18.52

L	10.18	60.19	22.22	7.41
M	3.7	19.44	23.15	53.7
N	6.48	37.04	30.56	25.93

MSc Biosciences III, IV semester

FACULTY	VGOOD	GOOD	SAT	UNSAT
A	88.89	11.11	0.00	0.00
B	61.11	16.67	16.67	5.56
C	80.56	13.89	5.56	0.00
D	33.33	5.56	25.00	36.11
E	47.22	44.44	8.33	0.00
F	30.56	41.67	27.78	0.00
G	41.67	19.44	38.89	0.00
H	66.67	8.33	5.56	19.44
I	27.78	41.67	16.67	13.89
J	80.56	19.44	0.00	0.00

MSc Biochemistry I, II semester

FACULTY	VGOOD	GOOD	SAT	UNSAT
A	62.96	28.40	8.64	0.00
B	64.20	24.69	11.11	0.00
C	62.96	29.63	7.41	0.00
D	22.22	33.33	33.33	11.11
E	53.09	25.93	14.81	6.17
F	67.90	29.63	2.47	0.00
G	77.78	19.75	2.47	0.00
H	35.80	40.74	22.22	1.23
I	43.21	48.15	8.64	0.00
J	92.59	6.17	1.23	0.00
K	6.17	51.85	34.57	7.41
L	16.05	50.62	30.86	2.47
M	17.28	37.04	29.63	16.05
N	6.17	43.21	50.62	0.00

MSc Biochemistry III,IV semester

FACULTY	VGOOD	GOOD	SAT	UNSAT
A	26.98	47.62	25.40	0.00
B	19.05	41.27	34.92	4.76
C	25.40	53.97	20.63	0.00
D	14.29	34.92	36.51	14.29

E	11.11	63.49	20.63	4.76
F	15.87	11.11	53.97	19.05
G	28.57	52.38	17.46	1.59
H	20.63	41.26	22.22	15.87
I	20.63	39.68	26.98	12.70
J	44.44	38.10	17.46	0.00

MSc Microbiology I, II semester

FACULTY	VGOOD	GOOD	SAT	UNSAT
A	65.08	17.46	12.70	4.76
B	53.97	28.57	14.29	3.17
C	50.79	25.40	22.22	1.59
D	7.94	25.40	23.81	42.86
E	47.62	34.92	14.29	3.17
F	61.90	20.63	14.29	3.17
G	66.67	14.29	14.29	4.76
H	50.79	31.75	15.87	1.59
I	34.92	41.27	4.76	19.05
J	63.49	25.40	11.11	0.00
K	39.68	26.98	23.81	9.52
L	38.10	34.92	19.05	7.94
M	20.63	33.33	20.63	25.40
N	7.94	50.79	39.68	1.59

MSc Microbiology III, IV semester

FACULTY	VGOOD	GOOD	SAT	UNSAT
A	42.86	19.05	28.57	9.52
B	22.22	39.68	9.52	28.57
C	69.84	28.57	1.59	0.00
D	0	15.56	37.78	46.67
E	2.22	33.33	4.44	60.00

ACTION TAKEN REPORT

The overall score given by students on the performance of the faculty was circulated among the faculty members including contractual faculty with the request for improvement in teaching quality.

Professor-in-charge
Student feedback, SLS

Key to Abbreviations:

CAS	-	Career Advanced Scheme
CAT	-	Common Admission Test
CBCS	-	Choice Based Credit System
CE	-	Centre for Excellence
COP	-	Career Oriented Programme
CPE	-	College with Potential for Excellence
DPE	-	Department with Potential for Excellence
DD	-	Data deficient
GATE	-	Graduate Aptitude Test
NET	-	National Eligibility Test
PEI	-	Physical Education Institution
SAP	-	Special Assistance Programme
SF	-	Self Financing
SLET	-	State Level Eligibility Test
TEI	-	Teacher Education Institution
UPE	-	University with Potential Excellence
UPSC	-	Union Public Service Commission