

The Annual Quality Assurance Report

2014-2015



Submitted by

Pt. Ravishankar Shukla University
Raipur-492 010, Chhattisgarh

Submitted to

National Assessment and Accreditation Council
Bangalore

AQAR 2014-15

The Annual Quality Assurance Report (AQAR) of the IQAC

All NAAC accredited institutions will submit an annual self-reviewed progress report to NAAC, through its IQAC. The report is to detail the tangible results achieved in key areas, specifically identified by the institutional IQAC at the beginning of the academic year. The AQAR will detail the results of the perspective plan worked out by the IQAC. (Note: The AQAR period would be the Academic Year. For example, July 1, 2012 to June 30, 2013)

Part – A

1. Details of the Institution:

1.1 Name of the Institution:

Pandit Ravishankar Shukla University

1.2 Address Line 1:

G.E. Road

City/Town:

Raipur

State:

Chhattisgarh

Pin Code:

492 010

Institution e-mail address:

Vice Chancellor: vc_raipur@prsu.org.in;
proskp@gmail.com

Registrar: registrar@prsu.org.in;
registrarprsu@gmail.com

Contact Nos.:

VC: +91-771-2262857; +91-9424200857

Registrar: +91-771-2262540; +91-9425522023

Name of the Head of the Institution:

Dr. S.K. Pandey

Tel. No. with STD Code:

+91-771-2262857

Mobile:

+91-9424200857

Name of the IQAC Co-ordinator:

Dr. Atanu Kumar Pati

Mobile:

+91-9826654829

IQAC e-mail address:

iqac@prsu.org.in; iqacprsu@gmail.com;
akpati19@gmail.com

1.3 NAAC Track ID

CHUNGN10085

(For ex. MHCOGN 18879)

1.4 Website address:

<http://www.prsu.ac.in>

Web-link of the AQAR:

<http://www.prsu.ac.in/AQAR201415.doc>

For ex.

<http://www.ladykeanecollege.edu.in/AQAR201213.doc>

1.5 Accreditation Details:

S. No.	Cycle	Grade	CGPA	Year of Accreditation	Validity Period
1	1 st Cycle	B ⁺	-	2003	5 years [2003-2008]
2	2 nd Cycle	B	2.62	2011	5 years [2011-2016]
3	3 rd Cycle	NA	-	-	-
4	4 th Cycle	NA	-	-	-

1.6 Date of Establishment of IQAC: 27/11/2003**1.7 AQAR for the year (for example 2010-11):** AQAR 2014-15**1.8 Details of the previous year's AQAR submitted to NAAC after the latest Assessment and Accreditation by NAAC ((for example AQAR 2010-11 submitted to NAAC on 12-10-2011):**

i	AQAR 2010-11	25/09/2011
ii	AQAR 2011-12	30/09/2012
iii	AQAR 2012-13	09/10/2013
iv	AQAR 2013-14	07/12/2015
v	AQAR 2014-15	07/12/2015

1.9 Institutional Status:

University

State



Central



Deemed



Private



Affiliated College

Yes



No



Constituent College

Yes



No



Autonomous college of UGC

Yes



No



Regulatory Agency approved Institution (e.g., AICTE, BCI, MCI, PCI, NCI)

Yes



No



Type of Institution

Co-education



Men



Women



Urban



Rural



Tribal



Financial Status

Grant-in-aid



UGC 2(f)



UGC 12B



Grant-in-aid + Self Financing



Totally Self-financing

**1.10 Type of Faculty/Program:**

Arts



Science



Commerce



Law	<input checked="" type="checkbox"/>	PEI (Phys Edu)	<input checked="" type="checkbox"/>	TEI (Edu)	<input checked="" type="checkbox"/>
Engineering	<input type="checkbox"/>	Health Science	<input type="checkbox"/>	Management	<input checked="" type="checkbox"/>
Life Science	<input checked="" type="checkbox"/>	Law	<input checked="" type="checkbox"/>	Social Science	<input checked="" type="checkbox"/>
Technology	<input checked="" type="checkbox"/>	Home Science	<input checked="" type="checkbox"/>		

1.11 Name of the Affiliating University (for the Colleges): Not applicable**1.12 Special status conferred by Central/ State Government - UGC/CSIR/ DST/ DBT/ ICMR etc.:**

Autonomy by State/Central Govt. / University	<input type="checkbox"/>
University with Potential for Excellence	<input type="checkbox"/>
UGC-CPE	<input type="checkbox"/>
DST Star Scheme	<input type="checkbox"/>
UGC-CE	<input type="checkbox"/>
UGC-Special Assistance Program	<input checked="" type="checkbox"/>
DST-FIST	<input checked="" type="checkbox"/>
UGC-Innovative PG programs	<input checked="" type="checkbox"/>
UGC-COP Programs	<input type="checkbox"/>
Any other (DST IRHPA)	<input checked="" type="checkbox"/>

2. IQAC Composition and Activities:

2.1 No. of Teachers:	13
2.2 No. of Administrative/Technical staff:	3
2.3 No. of students:	0
2.4 No. of Management representatives:	2
2.5 No. of Alumni:	0
2.6 No. of any other stakeholder and community representatives:	2
2.7 No. of Employers/ Industrialists:	0

2.8 No. of other External Experts:	2
2.9 Total No. of members:	18
2.10 No. of IQAC meetings held:	7

2.11 No. of meetings with various stakeholders:

Faculty:	2
Non-Teaching Staff:	1
Students:	0
Alumni:	0
Others:	4

2.12 Has IQAC received any funding from UGC during the year?

Yes ☒ No ☒

If yes, mention the amount

2.13 Seminars and Conferences (only quality related):

(i) No. of Seminars/Conferences/ Workshops/Symposia organized by the IQAC:

Total Nos.	4		
International	0	National	0
State	4	Institution Level	4

- (ii) Themes:
- h-Index, i10-Index & Citations (1)
 - Scopus (2)
 - Choice-Based Credit System (1)

2.14 Significant Activities and contributions made by IQAC:

- Developed and designed inventory to assess performance on non-teaching staff of the University.
- Held meeting with the VC and the Registrar regarding the modus operandi of implementation of the review process.
- Conducted Internal Quality Audit for the University Teaching Departments [The **University Institute of Pharmacy** was adjudged as the best department and was awarded with a running trophy and citation on May 1, 2015 – the auspicious occasion of the Foundation Day of the University].
- Developed and designed matrix to analyze yearly performance of individual teachers of the UTDs. The process was implemented for the first time and Yearly Performance Index was computed for each teaching faculty.
- Conducted Performance Audit of the Affiliating Colleges [The Shri Shankaracharya Mahavidyalaya, Bhilai was adjudged as the best performing college and was awarded with a running trophy and citation on May 1, 2015 – the auspicious occasion of the Foundation Day of the University].
- The IQAC was instrumental in drafting and finalization of the Regulation for the CBCS that has already been implemented from the 2015-16 academic session for all its PG programs

offered by the UTDs.

- The most important contribution of IQAC concerned restructuring of the pattern of question paper and answer book. A radical change was proposed by the IQAC that received the final nod of the EC.

2.15 Plan of Action by IQAC/Outcome:

Plan of Action	Achievements
Performance Evaluation of Non-Teaching Staff	Inventory developed and designed in Vernacular. The process will be implemented in the session 2015-2016.
Implementation of Internal Quality Audit for the University Teaching Departments	Performed. The University Institute of Pharmacy was adjudged as the best department and was awarded with a running trophy and citation on May 1, 2015
Development and Design of Matrix for the Evaluation of the Yearly Academic Performance of individual teaching faculty	Developed, designed and perfected. The Matrix took into account i10-Index of each teacher.
Implementation of the process of Yearly Academic Performance of individual teaching faculty	Conducted through sending designated IQAC teams to each department in the Academic Session 2014-15
Provision of Incentives to the Performing Teachers through publicly celebrating their achievements and issuance of Certificate of Appreciation and traditional honour	<p>The Faculty Performance Index was tabulated and was approved by the Chairman of the IQAC. The following teachers were adjudged as the best performers in two categories, such Science Stream and Social Science Stream:</p> <p>Science Stream</p> <ul style="list-style-type: none"> • KK Ghosh – Professor – Chemistry • A Parganiha – Associate Professor – Life Science • ML Satnami – Assistant Professor – Chemistry <p>Arts, Humanities & Social Science Stream</p> <ul style="list-style-type: none"> • R Choudhary – Professor – Physical Education • LS Gajpal – Assistant Professor - Sociology <p>All the above achievers were awarded with a Certificate of Appreciation in the presence of all teachers, employees and students on the occasion of the Teachers' Day on the 5th September 2015. Additionally they were presented with a stole and <i>shriphal</i> [coconut].</p> <p>Everyone in the University and also the public at large lauded the efforts of the IQAC for this event that was organized for the first time in the history of the University.</p>
Continuation of Performance Audit of the Affiliating College under the joint efforts of the IQAC and CDC	The Shri Shankaracharya Mahavidyalaya, Bhilai was adjudged as the best performing college and was awarded with a running trophy and citation

	on May 1, 2015 – the auspicious occasion of the Foundation Day of the University.
Ensure implementation of CBCS for all PG programs of the PRSU	Implemented from 2015-2016 academic session following the approval of the statutory bodies like, APEB, Academic Council and the EC.
Refurbishment in the pattern of question paper and answer book	All statutory bodies of the PRSU approved the suggested changes and it is being implemented from this session in the Integrated PG program of the CBS. It will be implemented for all other programs from the session 2016-2017.
Introduction of UGC's Capping Rule in the API calculator	In light of the 2 nd Amendment in the UGC Regulation 2013 the Capping Rule was introduced into the already existing API calculator.
* Attach the Academic Calendar of the year as Annexure - I	

2.15 Whether the AQAR was placed in statutory body?

Yes



Provide the details of the action taken:

Management:

Not Applicable

Syndicate (in our case – The Executive Council):

The AQAR is routinely placed before the Executive Council and the Director of the IQAC presented the activities of the IQAC before the honourable Executive Council – the Apex Body of the University.

All the recommendations given by the members of the EC were noted down and were

Any other body:

None

Part – B

Criterion – I

1. Curricular Aspects

1.1 Details about Academic Programs:

Level of the Program	Number of existing Programs	Number of Programs added during the year	Number of Self-financing Programs	Number of Value Added / Career Oriented Programs
PhD	32	0	0	32
MPhil	24	0	0	24
PG	37	0	8	37
UG	5	0	1	5
PG Diploma	8	0	7	8

Advanced Diploma	0	0	0	0
Diploma	3	0	0	3
Certificate	4	0	3	4
Others (DSc/DLitt)	32	0	0	32
Total	145	0	19	145
Interdisciplinary	4	0	0	4
Innovative	0	0	0	3







1.2 (i) Flexibility of the Curriculum - CBCS/Core/Elective option/Open options:

The PRSU through its Regulation # 149 and 149(A-I) provides enormous flexibility in its course curriculum. These regulations deal with the Choice-Based Credit System that has been adopted by the University. For example, a student in Physics can opt for a course offered by say, Sociology or Life Science departments. The Syllabi have been designed accordingly involving core elective options and open options across the faculties. The student can choose elective paper within its own program as well as the choice of choosing courses offered by other faculties/departments of the University.

(ii) Pattern of programmes:

Pattern	Number of programmes
Semester	40*
Trimester	0
Annual	35*
* Programs such as, PhD, DSc, DLitt and certain Diploma and Certificate programs have been excluded as they neither fit into the Semester Pattern nor into the Annual Pattern.	

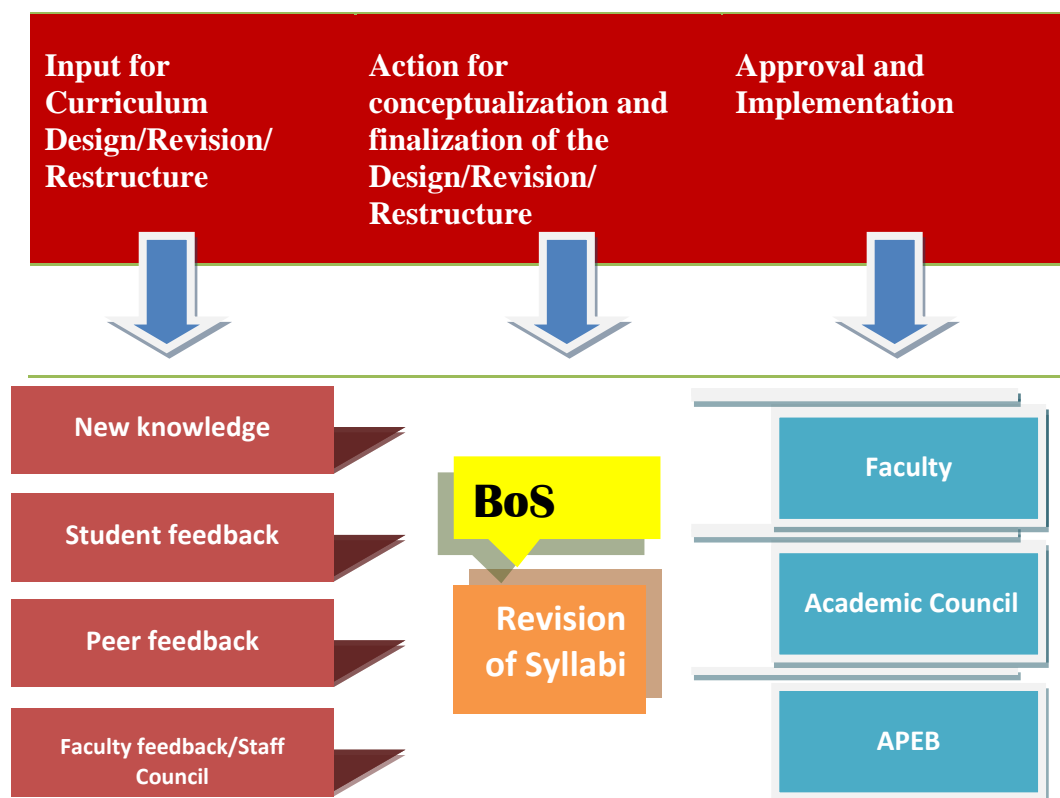
1.3 Feedback from stakeholders* (On all aspects)

Alumni		Parents	
Employers		Students	
Mode of feedback	Online	Manual	
	Co-operating schools (for PEI) Employers		

*Please provide an analysis of the feedback in the **Annexure-II**

1.4 Whether there is any revision/update of regulation or syllabi, if yes, mention their salient aspects

The PRSU routinely revise and update its regulation/syllabi. The process of revision of syllabi is outlined below using a cartoon diagram:



The BoS of various subjects continuously monitors emergence of new knowledge, feedback from students, peers and teaching faculty and decides the extent of revision to be incorporated in the existing syllabi. The BoS meets twice in an academic session and meets even more than twotimes, if required. The BoS includes nominated teaching faculty of the subject concerned of the UTDs and nominated faculty from the affiliated colleges and also two external peers, who are subject experts. In addition all other faculty members at the UTDs also participate in the BoS meetings as special invitees.

1.5 Any new Department/Centre introduced during the year. If yes, give details:

Yes

An Innovative Initiative – Introduction of a Unique Department, “Center for Basic Sciences (CBS)”

The Center of Basic Sciences (CBS) came into existence in 2014-2015 and the first batch was admitted in the current session (2015-16) with the following objectives:

The CBS offers 5-year integrated M.Sc. programs, amenable to 12th graders, in select areas of basic sciences, notably, Physics, Chemistry, Mathematics, and Biology (both Botany and Zoology).

- The CBS has planned to offer Integrated PG-PhD program, Research-based PG and PhD alone programs - the ultimate hallmark of the CBS.
- The principal objective of the CBS is to motivate talented 12th graders to take-up basic science subjects as their career undertaking.
- The goal of the proposed center is to produce first class scientists and the first class science teachers.

The CBS is catering to young 12th graders of Chhattisgarh, including 32 percent populations of scheduled tribes, also from far flung *Abhujmad* area. The CBS is [will be] beneficial to the top one percent brilliant students of the entire State. Probably the PRSU is the only State Universities of the country that has embarked on opening such an institution without taking any financial aid from the Central Government.

The most important feature of the CBS is that each enrolled student gets a monthly scholarship of INR 5000.00.

Establishment of Innovative and Path-breaking Research Centers

The PRSU through grants received from RUSA and XII Plan (UGC) has established following seven (7) Innovative and Path-breaking Research Centers on its campus. These centers are in nascent stage now; but they are extremely potential and are likely to make tremendous impact in the realm of designated research and development.

Name of the Center	Year of Inception	Grants
(i) Center for Cognitive Science	2015-2016	XII Plan/RUSA
(ii) Center for Translational Chronobiology	2015-2016	XII Plan/RUSA
(iii) Center for Nano-science and Nano-technology	2015-2016	XII Plan/RUSA
(iv) Center for Geriatrics and Gerontology	2015-2016	XII Plan/RUSA
(v) Center for Megaprojects in Multi Wavelength Astronomy	2015-2016	XII Plan/RUSA
(vi) Center for Integrated Tribal Studies	2015-2016	XII Plan/RUSA
(vii) Center for Herbal Drug Technology	2015-2016	RUSA

Establishment of New Chair

The Chair entitled, “*Swami Vivekananda Chair of Comparative Religion, Philosophy and Yoga*” was established in the Swami Vivekananda Memorial School of Studies in Comparative Religion, Philosophy & Yoga in 2015 supported by the UGC with a grant of INR 8.5 million.

Criterion – II

2. Teaching, Learning and Evaluation

2.1 Total No. of permanent faculty [Actual with CAS]

Total	Assistant Professors	Associate Professors	Professors	Others
113	40	10	63	0

2.2 No. of permanent faculty with Ph.D.: 103 [91.1%]

2.3 No. of Faculty Positions Recruited (R) and Vacant (V) during the year:

Assistant Professors		Associate Professors		Professors		Others		Total	
R	V	R	V	R	V	R	V	R	V
0	42	0	26	0	12	0	0	0	80

2.4 No. of Guest and Visiting faculty and Temporary faculty:

Guest Faculty	Visiting Faculty	Temporary Faculty
55	0	52

2.5 Number of Faculty participated in conferences and symposia:

Category	International level	National level	State level
Attended Seminars/ Workshops	28	73	17
Presented papers	36	85	19
Resource Persons	13	62	23

2.6 Innovative processes adopted by the institution in Teaching and Learning:

The PRSU has transformed from one-way **instruction paradigm** to **learning paradigm** in the last five years. The campus has WiFi facility in class rooms, seminar halls, library and hostels. The teachers of most of the departments use modern ICT facilities in the class rooms. They use Internet, e-resources in both teaching and research. Subject specific seminars, poster presentations have been internalized as the regular components of the curriculum. Symposia/Conferences/Workshops are regularly organized with student participation in each UTD to ensure exposure to new knowledge and also interactions with the peers.

2.7 Total No. of actual teaching days during this academic year: 188**2.8 Examination/ Evaluation Reforms initiated by the Institution (for example: Open Book Examination, Bar Coding, Double Valuation, Photocopy, Online Multiple Choice Questions):**

Reforms have been initiated in the process of admission of students to research degrees (MPhil/PhD) through entrance examinations based mostly on MCQ [60%]. The PhD course work also follows the same pattern. Photocopy of the answer books are provided to the candidates on demand.

2.9 No. of faculty members involved in curriculum restructuring/revision/syllabus development as member of Board of Study/Faculty/Curriculum Development workshop:

BoS	Faculty	APEB	Curriculum Development Workshop
37 Chairpersons + Nominated Professors from UTDs and Colleges, all teachers of UTDs including special invitees	49 [Chairpersons of BoS + Deans + All Professors]	26 [All Deans and Nominated Professors, Teachers from Colleges and Peers]	All faculty; BoS and Staff Council organize curriculum development meetings.

2.10 Average percentage of attendance of students: 75%**2.11 Course/Programme wise distribution of pass percentage:**

PROGRAM NAME	SESSION	APPEARED	PASS	FAIL	%
B.A. Classics (Prachya Sanskrit) Part-III	March-April 2015	56	24	24	42.86
B.A.L.L.B. (5 Years Integrated) Part - 5 (II Sem.)	June-2015	9	8	0	88.89
B.B.A. (VI-Semester)	May-2015	526	377	5	71.67
B.P.T. (IV Year)	March 2015	67	12	55	17.91
B.Sc. (Home Sci.) Part-III (10+2+3)	March-April 2015	67	52	1	77.61
Bachelor of Library & Information Science	March 2015	110	52	58	47.27

Bachelor of Pharmacy (VIII Semester)	May-2015	45	42	0	93.33
Certificate in Translation	March-April 2015	9	9	0	100.00
Certificate Course in: Women Law & Gender Justice	July-2015	19	19	0	100.00
Diploma in French	March-April 2015	13	8	4	61.54
Diploma in Business Management	March-April 2015	13	0	12	0.00
Diploma in Computer Application (II Semester) (New Course)	June -2015	1075	215	630	20.00
Diploma in Computer Application (II Semester) (Old Course)	June -2015	560	287	204	51.25
Diploma in Computer Application (Second Semester)	June -2015	1075	356	651	33.12
Diploma in Computer Application (Second Semester)	June -2015	1075	356	654	33.12
Diploma in English	March-April 2015	19	17	1	89.47
M.A. (Final) Classics (Prachya Sanskrit)	March-April 2015	2	2	0	100.00
M.A. (Final) Linguistics	March-April 2015	13	13	0	100.00
M.A. (Final) Philosophy	March-April 2015	19	17	2	89.47
M.A. (Final) Anc. Ind. Hist. Culture & Arch.	March-April 2015	4	3	1	75.00
M.A. (Final) Psychology	March-April 2015	57	40	0	70.18
M.A. Ancient Indian History, Culture & Arch. (IV Sem.)	May-2015	10	9	0	90.00
M.A. Anthropology (IV Semester)	May-2015	1	1	0	100.00
M.A. Applied Philosophy & Yoga (IV Semester)	May-2015	5	5	0	100.00
M.A. Chhattisgarhi (IV Semester)	May-2015	92	91	1	98.91
M.A. Classics (Prachya Sanskrit) (IV Sem.)	May-2015	13	13	0	100.00
M.A. Economics (IV Sem.)	May-2015	329	313	3	95.14
M.A. Economics (IV Semester)	May-2015	18	17	0	94.44
M.A. English (IV Semester)	May-2015	193	72	119	37.31
M.A. English (IV Semester)	May-2015	19	11	6	57.89
M.A. Geography (IV Semester)	May-2015	30	30	0	100.00
M.A. Geography (IV Semester)	May-2015	258	240	14	93.02
M.A. Hindi (IV Semester)	May-2015	718	689	16	95.96
M.A. Hindi (IV Semester)	May-2015	11	11	0	100.00
M.A. History (IV Semester)	May-2015	8	8	0	100.00
M.A. History (IV Semester)	May-2015	63	59	4	93.65
M.A. Home Science (IV Semester)	May-2015	6	6	0	100.00
M.A. Linguistics (IV Semester)	May-2015	1	1	0	100.00
M.A. Political Science (IV Semester)	May-2015	421	409	10	97.15
M.A. Psychology (IV Semester)	May-2015	16	15	0	93.75
M.A. Psychology (IV Semester)	May-2015	17	16	1	94.12
M.A. Rural Planning & Development (IV Semester)	May-2015	3	3	0	100.00
M.A. Sanskrit (IV Semester)	May-2015	27	24	1	88.89
M.A. Sociology (IV Semester)	May-2015	72	70	2	97.22
M.A. Sociology (IV Semester)	May-2015	4	4	0	100.00
M. Pharm. (Pharmaceutics) Fourth Semester	May-2015	4	4	0	100.00
M. Phil (History)	April - 2015	9	8	0	88.89
M.Phil. (Ancient Indian History, Cult. & Arch.)	April - 2015	8	8	0	100.00
M.Phil. (Bioscience)	April - 2015	2	1	1	50.00
M.Phil. (Biotechnology)	April - 2015	5	5	0	100.00
M.Phil. (Clinical Psychology - Part - II)	July-2015	14	14	0	100.00
M.Phil. (Commerce)	April - 2015	23	23	0	100.00

M.Phil. (Comparative Religion & Philosophy)	April - 2015	2	0	2	0.00
M.Phil. (Computer Science)	April - 2015	5	4	1	80.00
M.Phil. (Economics)	April - 2015	9	8	1	88.89
M.Phil. (English)	April - 2015	11	10	1	90.91
M.Phil. (Geography)	April - 2015	6	6	0	100.00
M.Phil. (Geology)	April - 2015	2	0	2	0.00
M.Phil. (Hindi)	April - 2015	10	9	1	90.00
M.Phil. (Law)	April-2015	9	8	0	88.89
M.Phil. (Linguistics)	April - 2015	2	2	0	100.00
M.Phil. (Mathematics)	April - 2015	6	3	3	50.00
M.Phil. (Physics)	April - 2015	3	0	3	0.00
M.Phil. (Political Science)	April - 2015	17	17	0	100.00
M.Phil. (Sociology)	April - 2015	7	7	0	100.00
M.Sc. Mathematics (IV Semester)	May-2015	273	232	32	84.98
M.Sc. Zoology (IV - Semester)	May-2015	95	90	3	94.74
M.Sc. (Final) Mathematics	March-April 2015	218	52	165	23.85
M.Sc. Anthropology (IV Semester)	May-2015	14	14	0	100.00
M.Sc. Biochemistry (IV Semester)	May-2015	9	8	0	88.89
M.Sc. Bioscience (IV Semester)	May-2015	7	7	0	100.00
M.Sc. Biotechnology (IV Semester)	May-2015	48	40	5	83.33
M.Sc. Biotechnology (IV Semester)	May-2015	19	18	0	94.74
M.Sc. Botany (IV Semester)	May-2015	145	137	4	94.48
M.Sc. Chemistry (IV Semester)	May-2015	239	171	35	71.55
M.Sc. Chemistry (IV Semester)	May-2015	40	34	0	85.00
M.Sc. Computer Science (IV Semester)	May-2015	61	41	0	67.21
M.Sc. Electronics (IV Semester)	May-2015	17	17	0	100.00
M.Sc. Environmental Science (IV Semester)	May-2015	18	18	0	100.00
M.Sc. Geography (IV Semester)	May-2015	2	2	0	100.00
M.Sc. Geology (IV Semester)	May-2015	12	12	0	100.00
M.Sc. Home Sci. Food Sci. & Nutrition (IV Semester)	May-2015	17	17	0	100.00
M.Sc. Home Sci. Human Development (IV Semester)	May-2015	9	9	0	100.00
M.Sc. Home Sci. Textile & Clothing (V-Semester)	May-2015	10	9	1	90.00
M.Sc. in Information Technology (IV Sem.)	July-2015	4	4	0	100.00
M.Sc. in Information Technology (IV Semester)	May-2015	15	15	0	100.00
M.Sc. Mathematics (IV Semester)	May-2015	24	22	0	91.67
M.Sc. Microbiology (IV Semester)	May-2015	13	13	0	100.00
M.Sc. Microbiology (IV Semester)	May-2015	29	22	5	75.86
M.Sc. Physics (IV Semester)	May-2015	42	29	10	69.05
M.Sc. Physics (IV Semester)	May-2015	31	30	1	96.77
M.Sc. Statistics (IV Semester)	May-2015	19	19	0	100.00
M. Tech. in Opto Electronics & Laser Tech. (IV Sem)	May-2015	16	16	0	100.00
Master of Computer Applications (VI Sem.)	July-2015	46	46	0	100.00
Master of Business Administration (IV Sem)	May-2015	47	37	0	78.72
Master of Business Administration (IV Sem)	May-2015	1	1	0	100.00
Master of Physical Education (IV Semester)	May-2015	36	35	1	97.22
Master of Physical Education (IV Semester)	May-2015	12	8	0	66.67
Master of Social Work (IV Semester)	May-2015	21	20	0	95.24
Master of Social Work (IV Semester)	May-2015	58	56	0	96.55
P.G.D.C.A. (Second Semester) (New Course)	June-2015	2995	2369	448	79.10
P.G.D.C.A. (Second Semester) (Old Course)	June-2015	564	418	104	74.11

P.G. Dip. in Tourism & Hotel Management	March-April 2015	22	20	2	90.91
P.G. Dip. in Psycho. Guidance & Counselling	March-April 2015	20	14	4	70.00
P.G. Diploma in Criminology & Forensic Sc. (II-Sem)	June-2015	3	3	0	100.00
P.G. Diploma in Yoga, Edu. & Philosophy (II-Sem)	June 2015	59	38	17	64.41

2.12 How does IQAC Contribute/Monitor/Evaluate the Teaching & Learning processes:

- The most important contribution of IQAC concerned restructuring of the pattern of question paper and answer book. A radical change was proposed by the IQAC that received the final nod of the EC. The changed pattern is currently being implemented in the Integrated PG programs in Physics, Chemistry, Mathematics, Botany and Zoology subjects. The question paper pattern reflects objectivity and the answer book is consisting of only 8 A4-sized sheets, i.e., to say only 16 pages.
- The IQAC also monitors annual performance of each UTD, teaching faculty and affiliated colleges. The University initiates adequate corrective measures upon coming across any lacunae in the Teaching & Learning Processes and Research.
- The IQAC also conducts workshop on awareness program for HoDs and teachers of UTDs on how to analyze responses of students on feedback inventories and matrices.
- The IQAC recommends names of the best performing departments, teachers and affiliated colleges for the award of trophies, citations and certificate of appreciations in well-attended functions of the University, such as Foundation Day and Teachers' Day.

2.13 Initiatives undertaken towards faculty development:

<i>Faculty / Staff Development Programs</i>	<i>Number of faculty benefitted</i> Program Code [Number]-Number benefitted
Refresher courses	RC [4] - 83
UGC – Faculty Improvement Program	FIP [2] – 101
HRD programs	HRD [1] – 16
Orientation programs	OP [4] – 111
Faculty exchange program	None
Staff training conducted by the university	STC [4] – 87
Staff training conducted by other institutions	None
Summer / Winter schools, Workshops, etc.	SSS/SWS [1] – 34
Others	Four [See below]
Yoga for Women	STC [1] – 34
Interaction Program for Research Scholars	STC [1] – 27
Hands on Training Program on Scientometrics for Teachers & Research Scholars	WS [3] - 150
NSS Training	STC [2] - 80

2.14 Details of Administrative and Technical staff:

Category	Number of Permanent Position	Number of Vacant Positions	Number of permanent positions filled during the Year	Number of positions filled temporarily
Administrative Staff – Officers [Class I & II]	33	14	0	19
Employee [Class III]	329	74	0	6
Technical Staff	31	16	0	0

Criterion – III**3. Research, Consultancy and Extension****3.1 Initiatives of the IQAC in Sensitizing/Promoting Research Climate in the institution:**

- The IQAC regularly organize workshop/seminar for teachers and research scholars with a view to make them abreast with the recent advances in the subject of Scientometrics.
- The IQAC sent list of SCOPUS journals to all faculty members with the advice that they should publish their research findings in journals listed in the SCOPUS database. Two works were held on h-Index, i10-Index and Citations. One of those was exclusively for the Professors and the other one for the Associate Professors and Assistant Professors of the UTDs. Teaching faculty from adjoining colleges also attended these workshops.
- In these workshops the teachers were sensitized on the importance of Scientometrics and made aware that the DST Purse grant could be availed only through reaching the threshold h-Index.
- Another workshop was organized both for teachers and research scholars of the UTDs to highlight the importance of the h-Index and SCOPUS database.
- The IQAC purchased multiuser SYSTAT 13 software and all UTDs were provided with the license copy of the software.
- Subsequently in this year workshops on SYSTAT 13, SCOPUS, and Author Workshop were organized. The resource persons were invited from SYSTAT, Springer and Elsevier to address the participants, mostly teachers and research scholars.
- With the initiative of the IQAC, a Plagiarism Cell was established in the Library. All synopsis and thesis were subjected to plagiarism checks before their final submission.
- With the initiative of the IQAC, a Project Promotion Cell (PPC) was established in the UGC Unassigned Grant Cell. This PPC encouraged teachers to submit research projects to funding agencies and posted them with all opportunities of obtaining grants.

3.2 Details regarding major projects:

	Completed	Ongoing	Sanctioned	Submitted
Number	21	15	4	17
Outlay in Rs. Lac	399.73	300.34	113.15	300.49

3.3 Details regarding minor projects:

	Completed	Ongoing	Sanctioned	Submitted
Number	22	17	9	15
Outlay in Rs. Lac	29.23	65.3	31.65	44.58

3.4 Details on research publications:

	International	National	Others
Peer Review Journals	222	133	4
Non-Peer Review Journals	10	59	4
e-Journals	15	0	0
Conference proceedings	13	42	0

3.5 Details on Impact factor of publications:

Range	0.001 – 8.079	Average	0.48	h-index	33	Nos. in SCOPUS	94
-------	---------------	---------	------	---------	----	----------------	----

3.6 Research funds sanctioned and received from various funding agencies, industry and other organisations:

Nature of the Project	Duration Year	Name of the funding Agency	Total grant Sanctioned [Lac]	Received [Lac]
Major projects	2 – 3 years	UGC, DST, DRDO, CSIR, ICSSR, AICTE, MWCD	669.98	346.65
Minor Projects	2-3 years	UGC, CCOST, ICSSR, RGSM, Samvad, INTACH	101.80	52.99
Interdisciplinary Projects	NCNR [5 Years]	DST (IRHPA)	300.00	300.00
Industry sponsored	3 months	Power Grid Corporation	0.78	0
Projects sponsored by the University/ College	-	-	0	0
Students research projects (other than compulsory by the University)	-	-	0	0
Any other (Specify)	FIST, SAP [5 Years], Library grants to SoS in Mathematics	DST, UGC, DAE	201.4	87.5
Total			1273.18	787.14

3.7 No. of books published:

i) With ISBN No.	16	Chapters in Edited Books	38
ii) Without ISBN No.	1		

3.8 No. of University Departments receiving funds from:

UGC-SAP	3	CAS	0	DST-FIST	8
DPE	0	DBT Scheme/ funds	0	Any Other [DST IRHPA, DAE]	2

3.9 For colleges: Not Applicable

Autonomy	NA	CPE	NA	DBT Star Scheme	NA
INSPIRE	NA	CE	NA	Any Other (specify)	NA

3.10 Revenue generated through consultancy [in Lac]:

40.69

3.11 No. of conferences organized by the Institution:

19

Level	International	National	State	University	College
Number	0	11	8	0	0
Sponsoring agencies	0	8	4	0	0

3.12 No. of faculty served as experts, chairpersons or resource persons: 84**3.13 No. of collaborations:**

International	10	National	5	Any other	3
---------------	----	----------	---	-----------	---

3.14 No. of linkages created during this year: MoUs

1

3.15 Total budget for research for current year in Lac:

From Funding agency	178.00	From Management of University	18.5	Total	196.5
------------------------	--------	----------------------------------	------	-------	-------

3.16 No. of patents received this year:

Type of Patent		Number
National	Applied	1
	Granted	0
International	Applied	0
	Granted	0
Commercialised	Applied	0
	Granted	0

3.17 No. of research awards/ recognitions received by faculty and research fellows of the institute in the year:

Total	International	National	State	University	District	College
51	4	24	15	5	0	3

3.18 No. of faculty from the Institution who are Ph. D. Guides and students registered under them:

Category	Number (UTD and Colleges)
PhD Guides	381
Students registered	996 [includes 154 new registration in 2014-15]

3.19 No. of Ph.D. awarded by faculty from the Institution:

133

3.20 No. of Research scholars receiving the Fellowships (Newly enrolled + existing ones):

JRF	61	SRF	25
Project Fellows	18	Any other	05

3.21 No. of students Participated in NSS events at various levels:

University	70	State	23865
National	0	International	0

3.22 No. of students participated in NCC events at various levels:

University	NA	State	NA
National	NA	International	NA

3.23 No. of Awards won in NSS at various levels:

University	13	State	NA
National	NA	International	NA

3.24 No. of Awards won in NCC at various levels:

University	NA	State	NA
National	NA	International	NA

3.25 No. of Extension activities organized

University forum	12	College forum	22
------------------	----	---------------	----

NCC

NA

NSS

12

Any other

None

3.26 Major Activities during the year in the sphere of extension activities and Institutional Social Responsibility

NSS Activity (UTD Unit)		
<ul style="list-style-type: none"> Plantation in campus on Teachers Day with the cooperation of Chhattisgarh State Herbal Plant Board. 		
<ul style="list-style-type: none"> Social work in School of Geology on 21.09.2014 (Special Guest - Prof. S.K. Pandey and Prof. N. Bodhankar & Dr. D.P. Kuity) 		
<ul style="list-style-type: none"> Awareness Rally in Campus on NSS Day [24.09. 2014]. 		
<ul style="list-style-type: none"> Social work in School of Library and Information Science on 28.09.2014 (Special Guest - Prof. S. Sengupta and Dr. I. Ahmed) 		
<ul style="list-style-type: none"> Social work in Campus on Gandhi Jayanti (Swachh Bharat Abhiyaan - स्वच्छ भारत अभियान ; 02.10.2014). 		
<ul style="list-style-type: none"> Organized a Debate Competition on एकताम मानव दर्शन : Ekatma Manav Darshan on 11.10.2014 (Special Guest - Bhakhare ji, Chairman, Ekatma Manav Darshan Shodh Peeth at the K.B. Thakare University, Raipur) 		
<ul style="list-style-type: none"> Social work on the Campus on 12.10.2014 (Special Guest Prof. C.D. Agashe) 		
<ul style="list-style-type: none"> Plantation and Social Work in School of Regional Studies on 19.10.14 (Special Guest - Prof. M. Mitra and Prof. A. Baghel) 		
<ul style="list-style-type: none"> Plantation and social work in Campus on 02.11.2014 (Special Guest - Ward Member, Shri Gyanesh Sharma). 		
POC Activity 2014-15		
<ul style="list-style-type: none"> Prof. Jayant V. Narlikar Dr. Mangala Narlikar 	Problems in Astronomy and Mathematics	February 6, 2015
<ul style="list-style-type: none"> Prof. Ajit Kembhavi, Director, IUCAA, Pune 	100 years of Einstein's Theory of Gravitation	February 13, 2015
<ul style="list-style-type: none"> Shri Anupam Sisodia, Social Activist 	Understanding Sustainable Development	February 14, 2015
<ul style="list-style-type: none"> Prof Ajay Ghatak, IIT Delhi 	Einstein and His Miracles	March 24, 2015

Criterion – IV

4. Infrastructure and Learning Resources

4.1 Details of increase in infrastructure facilities:

Facilities	Existing	Newly created	Source of Fund	Total
Campus area [Acre]	207	93.17	CG Government	300.17
Class rooms	56	12	UGC Plan Fund, CG Govt Fund; University Fund;	68
Laboratories	49	10		59
Seminar Halls	13	4		17

No. of important equipments purchased (\geq 1-0 lakh) during the current year.	258	39	National Funding Agencies; XII FYP; DST-FIST; University Own Resources	297
Value of the equipment purchased during the year (Rs. in Lac)	-	229.64	National Funding Agencies; XII FYP; DST-FIST; DST-IRHPA	229.64
Others	-	-	-	-

4.2 Computerization of administration and library:**4.3 Library services:**

	Existing		Newly added		Total	
	No.	Value	No.	Value	No.	Value
Text Books/Reference Books	122884	41606280	6297	383553	129181	45441833
e-Books	2683	4641574	0	0	2683	4641574
Journals	-	-	142	3112115	-	-
e-Journals	8500+	Under UGC INFONET digital library consortium				
Digital Database	5+					
CD & Video	8	5367	10	4500	18	9867
Others (specify)						

4.4 Technology up gradation (overall):

	Total Computers	Computer Labs	Internet	Browsing Centres	Computer Centres	Office	Departments	Others
Existing	388	25	In 241 systems	11	1	12	26	-
Added	19	4	In 9 systems	0	0	1	1	-
Total	407	29	In 250 systems	11	1	13	27	-

4.5 Computer, Internet access, training to teachers and students and any other program for technology up-gradation (Networking, e-Governance etc.):

All class rooms, library and seminar halls have Wi-Fi facility.

4.6 Amount spent on maintenance in Lac:

S. No.	Category	Amount [in Lac]
i.	ICT	68.34
ii.	Campus Infrastructure and facilities	797.98
iii.	Equipments	2.75
iv.	Others	0.0
v.	Total:	869.07

Criterion – V

5. Student Support and Progression

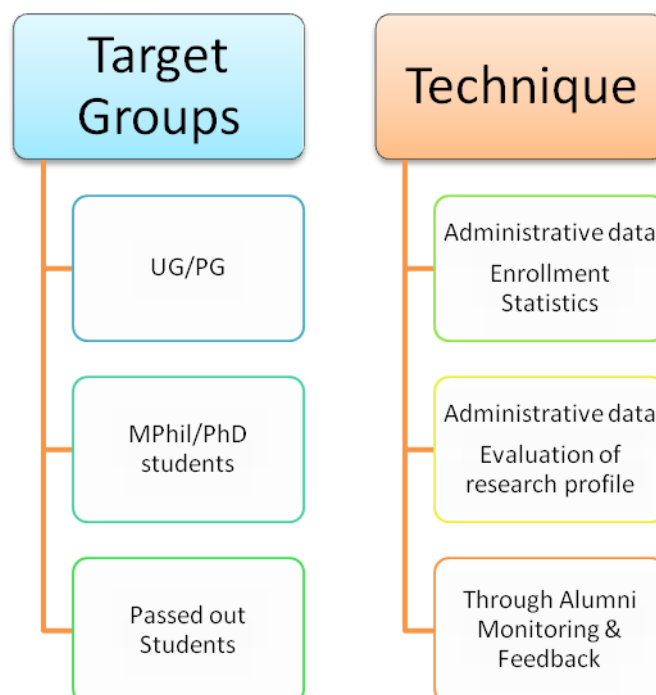
5.1 Contribution of IQAC in enhancing awareness about Student Support Services:

- The IQAC played key role in the establishment of Utility Center
- Instrumental in the establishment of Mentoring System from the current academic session
- Instrumental in the establishment of Grievance Redress Cell in each Department
- Internalization of tutorial system in the curriculum
- Activation of free health care system with the introduction of permanent health card in the health center of the University
- It played key role in the installation of elevators in at least three multi-storeyed buildings
- The IQAC played a crucial role in ensuring Wi-Fi facility on the campus, especially in class rooms, labs, seminar halls and library
- The IQAC has made initiatives for feedback requisition through online.

5.2 Efforts made by the institution for tracking the progression:

The PRSU continuously tracks the progression of students of various levels, such as UG/PG, Research students and Passed out students through IQAC, Staff Council of each UTDs and Alumni Association.

The IQAC through annual academic and administrative audits gather information about students profile and examines enrolment statistics and highlights the demand ratio for each academic programs offered by the PRSU.



5.3 (a) Total number of students:

UG	PG	Ph. D.	Others
509	1114	103	173

(b) No. of students outside the state:**(c) No. of international students: Nil****(d)**

	Number	Percentage		Number	Percentage
Men	0	NA	Women	0	NA

Last Year						This Year					
General	SC	ST	OBC	Physically Challenged	Total	General	SC	ST	OBC	Physically Challenged	Total
673	234	237	749	0	1893	613	263	278	742	3	1899
Demand ratio:			1.95			Dropout %:			< 5.0		

5.4 Details of student support mechanism for coaching for competitive examinations (If any):**Number of students beneficiaries: 1240****5.5 No. of students qualified in these examinations:**

NET	51	SET/SLET	23	GATE	6	CAT	0
IAS/IPS etc.	0	State PSC Pre/Main	29/11	UPSC	0	Others/ GPAT	32

5.6 Details of student counselling and career guidance:**No. of students benefitted:** 87**5.7 Details of campus placement:**

<i>On campus</i>			<i>Off Campus</i>
Number of Organizations Visited	Number of Students Participated	Number of Students Placed	Number of Students Placed
04	40	04	05

5.8 Details of gender sensitization programmes:

- The Centre for Women Studies (CWS) of the PRSU organized a workshop entitled, “*Gender Sensitization and Gender Equality*” on January 30, 2015.

- The main objective of the workshop was to create awareness among the youth and increase their affirmative contribution in ensuring gender equality.
- The Chief Guest on the occasion was the **Chairperson of the CSWC, Ms. Lata Usendi and former Mayor of Raipur, Dr. Kironmayee Nayak.**
- Other dignitaries who attended the workshop are the AIG (CID) Mrs. Neha Champawat, Mrs. Harshita Pandey [Member, CSWC] and Dr. Asha Jain [a Leading Gynecologist] elaborated on various issues related to gender sensitization and gender equality.
- The hon'ble VC of the PRSU, Dr. SK Pandey chaired the inaugural session of the workshop.
- The program was conducted by the Director of the CWS, Dr. Reeta Venugopal and her colleagues in the centre, namely Prof. Aditi Poddar and Prof. Priyamvada Shrivastava.
- The workshop was well attended by the teachers and students of the University and affiliated colleges.
- The CWS also organized another workshop entitled, "**Role of Youth in Ending Violence against Women and Girls**" on November 25, 2014.
- The workshop also emphasized on issues related to gender sensitization and gender equality.
- It was organized under the joint aegis of the CWS and the **Oxfam, India.** It was also attended by **Ms. Sofia Khan, the Foundwer Director of the NGO, "Safar."**

5.9 Students Activities:

5.9.1 No. of students participated in Sports, Games and other events:

State/ University level	263	National level	313	International level	0
-------------------------	-----	----------------	-----	---------------------	---

No. of students participated in cultural events:

State/ University level	650	National level	40	International level	0
-------------------------	-----	----------------	----	---------------------	---

5.9.2 No. of medals /awards won by students in Sports, Games and other events:

Sports/Games

State/ University level	11	National level	8	International level	0
-------------------------	----	----------------	---	---------------------	---

Cultural events

State/ University level	14	National level	2	International level	0
-------------------------	----	----------------	---	---------------------	---

5.10 Scholarships and Financial Support:

	Number of students	Amount [INR in Lac]
Financial support from institution	35	9.20
Financial support from government	858	150.43
Financial support from other sources	35	67.20
Number of students who received International/ National recognitions	23	47.61

5.11 Student organised / initiatives:**Fairs**

State/ University level	<input type="text" value="0"/>	National level	<input type="text" value="0"/>	International level	<input type="text" value="0"/>
-------------------------	--------------------------------	----------------	--------------------------------	---------------------	--------------------------------

Exhibition

State/ University level	<input type="text" value="1"/>	National level	<input type="text" value="0"/>	International level	<input type="text" value="0"/>
-------------------------	--------------------------------	----------------	--------------------------------	---------------------	--------------------------------

5.12 No. of social initiatives undertaken by the students:**5.13 Major grievances of students (if any) redressed:**

However, there were two grievances from the non-teaching staff of the university; while one has already been resolved and another is under progress.

Criterion – VI**6. Governance, Leadership and Management****6.1 State the Vision and Mission of the institution:****VISION**

- To make quality higher education accessible to all sections of society, including the tribal population of Chhattisgarh
- To provide quality education in the disciplines of arts, humanities, social sciences, natural sciences and other disciplines of learning
- To develop human resource with world class competence and skills in the respective disciplines

MISSION

- To develop the university as a centre of excellence for higher education and knowledge resource
- To promote understanding the value of self-learning, creativity and competence building:
 - By providing world-class education through university-teaching departments and schools
 - By promoting quality research in university schools and affiliated colleges
 - By creating environment conducive to nurture creativity and scientific temper

6.2 Does the Institution has a management Information System:

Yes; To certain extent, the full proposal under process.

6.3 Quality improvement strategies adopted by the institution for each of the following:**6.3.1 Curriculum Development:** Please refer Para 1.4 also

- The PRSU revise and restructure curricula on regular basis as per the prescribed guidelines

under the supervision of Statutory Bodies.

- Due cognizance was given to the feedback from stake holders and industry.
- The recommendations of UGC and other regulatory bodies are also considered during the process of curricula development and restructuring.
- Nominated peers and external subject experts also provide valuable inputs during the process of curricula development and restructuring.
- Efforts are made to make the curricula congruent with NET and other competitive examination.
- Efforts are made to incorporate new knowledge and development in the curriculum of each subject.

6.3.2 Teaching and Learning

- The University adheres to pre-published academic calendar.
- In regular meetings of the HoDs of various UTDs emphasis is given to make teaching and learning student centric, i.e., **learning paradigm**.
- All UTDs are provided with Internet connectivity [wired] and WiFi facility for the promotion of ICT based teaching-learning methods.
- Most of the teachers adopt power point presentation and online resources while teaching.
- Promotion of ICT based teaching learning method.
- Many departments have interactive smart boards.
- Subject specific seminars, poster presentations have been internalized as the regular components of the curriculum.
- Symposia/Conferences/Workshops are regularly organized with student participation in each UTD to ensure exposure to new knowledge and also interactions with the peers.

6.3.3 Examination and Evaluation

- The PRSU made a drastic revision and restructuring in the pattern of question paper and answer book and this is being adopted for the 5-year Integrated PG course from this session and it will be adopted for other programs from the next academic session.
- The PRSU declares all examination results online and retrieval mark-sheet online.
- The enrolment, examination form/ document submission and examination fees payment have been made online.
- The performance of students is assessed continuously and comprehensively through internal tests in addition to end semester examinations.
- The PRSU has strengthened its Grievance Redress mechanism through following ways: (a) The revaluation procedure is transparent and student friendly, but only in the programs having annual examination system; (b) The re-totalling method is adopted for programs with CBCS; (c) The PRSU has provision to issue photocopy of the answer book.

6.3.4 Research and Development

- Establishment of Research Promotion Cell and Patent Cell. This year one patent has been filed at the national level.
- Workshop on IPR is organized.
- Establishment of Plagiarism Cell in the Library. It has been made mandatory to get a clearance from this cell prior to submission of PhD thesis.

- Workshop on Scientometrics is organized to ensure that faculty and research scholars publish their findings in quality journals with IF and in those listed in SCOPUS.
- Workshops on “How to write research projects and how to write papers?” are organized periodically.
- This year seven innovative and path-breaking research centers were sanctioned through grants received under the RUSA and XII Plan [Please refer section 1.5 of this AQAR also].
- Entrance examinations are conducted for admission into research programs, such as MPhil and PhD.
- Rigorous course work is conducted for PhD students and the pass mark is 50% both at the entrance test and also at the course work examination.
- The PhD students write comprehensive reviews while carrying out their course work and at the end they present their review work before a panel of examiners.
- The research work is regularly monitored through the DRC established in each department subject wise.
- It has been mandatory to publish at least one paper in the peer review journal before the submission of the PhD thesis.
- The PRSU organizes national, international, state level symposium/ seminars/ workshops, conferences regularly to keep research scholars and teachers abreast with the latest development in their subject/field of research.
- The research scholars were provided with travel grants to attend international conferences from University’s own resources. **This is one of the Best Practices that the University has been practicing since 2010-2011.**
- The PRSU motivates the faculty for research linkages at national and international level to carry out collaborative research.











6.3.5 Library, ICT and physical infrastructure/ instrumentation

It has reorganized its e-repository called, “Gyankothi.”

It permits access to IP-based e-resources from remote locations [EZproxy].

Pt. Sundarlal Sharma Library of the PRSU is one of the largest university libraries of the State and one among the leading university libraries of the country.

- This year the library developed an independent URL and has link with PRSU website.
- It has purchased 6297 books in 2014-2015 and overall increased in its collection rose to 7523.
- The library is equipped with ICT and online resources [Please see screen shot below], such as e-journal, e-book, e-thesis, and e-database etc.

 Univ. Publication PRSU LIBRARY Books and journals published by University.	 Gyankothi PRSU LIBRARY E-repository of University includes Thesis, Research papers, Photographs, Question Papers, Annual reports, Answer sheet of toppers etc.	 EZproxy PRSU LIBRARY It allows IP based e-resources to access from remote location.	 E-Book PRSU LIBRARY Electronics Books purchase by University.
 E-Journal PRSU LIBRARY Journals having access to the University under UGC Infonet Digital Library Consortia.	 E-Thesis PRSU LIBRARY Ph.D. awarded by the university in e-format.	 E-Database PRSU LIBRARY Database having access to the University under UGC Infonet Digital Library Consortia.	 Jgateplus PRSU LIBRARY Micro document delivery system.
 Media Coverage PRSU LIBRARY News Paper Clippings.	 Visitor Book PRSU LIBRARY Give Us Your valuable Feedback and Suggestion		

- New departmental buildings were inaugurated.
- Buildings of few departments were expanded.
- Arts block was renovated.
- New hostels are under construction.
- Utility center building was inaugurated (Date of Inauguration: 16 November 2015).
- Seminar halls in Life Science and Pharmacy buildings were constructed.
- The golden jubilee gate was inaugurated (Date of Inauguration: 16 November 2015)
- The NCNR is the only center in the whole of the Central and the Eastern India that boasts of having state-of-the-art sophisticated equipments [purchased in 2014-2015].
 - NMR,
 - LC-MS-MS,
 - HPTLC,
 - AAS,
 - FTIR,
 - PCR,
 - RT PCR to name a few.
- These equipments are housed under the same roof. This is considered to be a unique facility developed with the efforts of the University through IRHPA scheme of the DST, New Delhi. The facility is open for researchers of whole of Chhattisgarh.

6.3.6 Human Resource Management

- The VC of the PRSU chairs review meetings of each section and department of the University to ensure optimization of human resources. He monitors progress of various assigned and designated work assignment personally.
- Facilities and benefits, such as loan for purchase of vehicle/ computers/ grains etc. are extended to enhance cordial and happy-go-lucky work culture in the university.
- The best performing non-teaching and teaching staff are respectively honoured every year on the occasion of the auspicious foundation day of the university. Certificates of appreciation are awarded to the non-teaching and teaching staff.
- Workshop and hands on training programs are organized for the augmentation of the computer skills of the support staff.

- In exceptional conditions financial help is forwarded to the employees suffering from serious health problems even if they have opted for MA.
- The University practice Self-Appraisal Method (PBAS) to evaluate the performance of the faculty in teaching, research and extension programmes.
- The IQAC computes Academic Performance Indicator (API) as per the guidelines issued by the UGC. The API is regularly used the implementation of CAS.

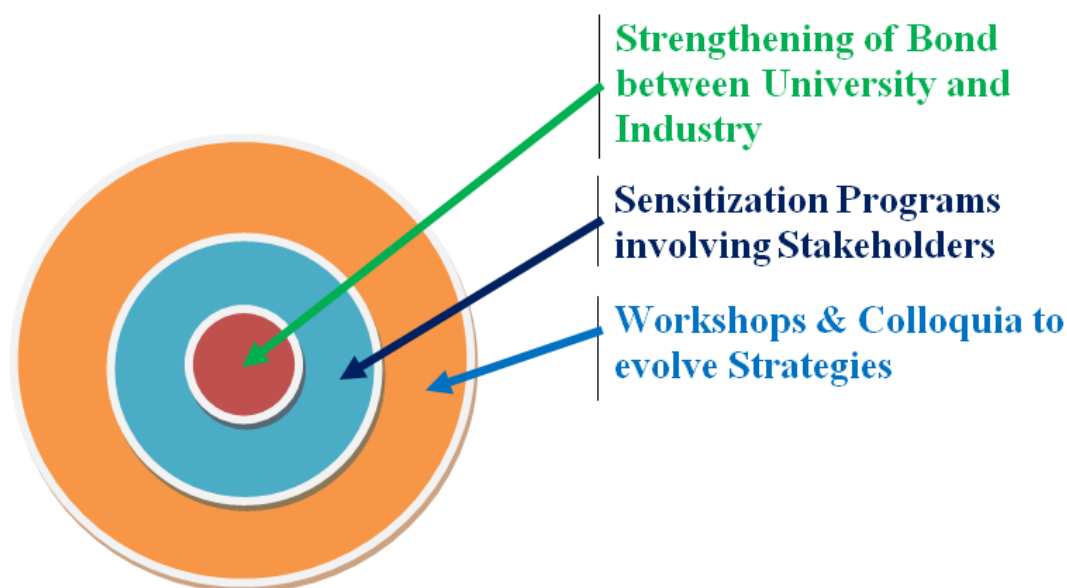
6.3.7 Faculty and Staff recruitment

- Periodically the University fills in vacant teaching and non-teaching positions. The University has already published vacancy advertisement in the print and electronic media. The process of scrutiny of the applications received through online submission has been initiated. The IQAC monitors promotion of teachers under the CAS.
- The IQAC played key role in designing and finalization of online application form.
- Contract teachers and guest faculty have been appointed for the current session against the vacant posts.
- The University encourages appointment of visiting professors and adjunct professors.
- The process of appointment of faculty is transparent and reliable.

6.3.8 Industry Interaction / Collaboration

The University has very active University Industry Partnership Council (UIPC) established in 6th July 2012. It regularly conducts interaction meetings with the local industrialists. In the current session on 2 February 2014, the Hon'ble VC of PRSU addressed the gathering of officials and entrepreneurs of Chhattisgarh during their Corporate Social Responsibility (CSR) Meet and apprised them about the need for carrying out CSR activities under the banner of the UIPC, PRSU. The results of such meetings often bear fruits. One hostel for boys is being constructed [2000 m² constructed area] with grant of INR 400.00 lac received from Power Grid Corporation of India Ltd. A MoU has been signed with the Power Grid Corporation that will remain in force till 31st March 2017.

In summary, the UIPC of the University is incessantly active to strengthen the bond between the PRSU and the local Industries. Taking a leaf from the phrase, "*out of sight out of mind*" the UIPC of PRSU has envisaged the following plan in the next two to three years depicted using a cartoon diagram:



Our target is to strengthen the bond between the University and Industry. We have planned to organize sensitization programs involving all stakeholders. Further, we have also planned to organize workshops

and seminars at regular intervals with the idea that the concepts and objectives of the UIPC are not easily forgotten or dismissed as unimportant if it is not in the direct view of the Industrial Conglomerates.

In many UG and PG programs students visit local industry to have onsite experience of industrial setup, management, work culture and technical skills.

6.3.9 Admission of Students

- The PRSU publicizes admission advertisement widely in the print and electronic media, including the university website.
- The application is received online for all UG and PG courses of the UTDs.
- Organizes joint career counselling for students of related subjects for selecting the right academic programs.
- The prospectus provides detail accounts of the academic programs and specializations available in UTDs.
- The admission to PG programs are made on merit basis following the reservation policy of the State.
- The admission notice for MPhil and PhD program is also widely publicized in both print and electronic media, including the university website.
- Admission to all research programs are made on the basis of entrance test.
- For PhD program students are admitted only when they succeed in the Course Work examination.
- The names of successful candidates are published in the university website.
- Admission in the professional programs is made following the guidelines of the respective regulatory bodies.

6.4 Welfare schemes for:

The PRSU has number of welfare schemes for the teaching faculty, non-teaching staff and students. The details are outlined below:

Teaching Faculty	<ul style="list-style-type: none"> • Loan for purchasing vehicles • Loan facility from Teachers Benevolent Fund [TBF] • Disbursement of CPF advance • Disbursement of CPF part final • Soft loan for buying computers • Soft personal loan • Soft house loan • Medical reimbursement • Tuition fee refund • Pension and gratuity
Non teaching	<ul style="list-style-type: none"> • Lowest interest rate loan for purchasing vehicles • Disbursement of CPF advance • Disbursement of CPF part final • Festival advance • Grain advance

	<ul style="list-style-type: none"> • Soft loan for buying computers • Soft personal loan • Soft house loan • Medical reimbursement • Tuition fee refund • Pension and gratuity
Students	<ul style="list-style-type: none"> • Free NET/SET and Remedial Coaching classes for SC/ ST/OBC and Minority • Free health check up • Free medicine • Students welfare fund • Travel grant to research students for attending international conference organized in foreign countries and India • Scholarships to MPhil and PhD students

6.5 Total corpus fund generated:

INR 542333028.00

6.6 Whether annual financial audit has been done:

Yes



No



6.7 Whether Academic and Administrative Audit (AAA) have been done?

Audit Type	External		Internal	
	Yes/No	Agency	Yes/No	Authority
Academic	Yes	IAO, USA	Yes	IQAC
Administrative	Yes	IAO, USA	Yes	IQAC

6.8 Does the University/Autonomous College declare results within 30 days?

For UG Programs

Yes



No



For PG Programs

Yes



No



6.9 What efforts are made by the University/ Autonomous College for Examination Reforms?

- The PRSU has undertaken number of examination reforms in the last five years.
- Introduction of grading and credit system in the UTDs and all affiliated colleges.
- Introduction of choice-based credit system in the UTDs.
- Drastic restructuring in the pattern of question paper and answer book.

6.10 What efforts are made by the University to promote autonomy in the affiliated/constituent colleges?

- The PRSU provides autonomy to its affiliated colleges within the prevailing statutory provisions.
- Currently the University has SIX autonomous colleges under its jurisdiction.
- The university promotes other affiliated colleges to apply for obtaining autonomous status.
- The university extends all out help and cooperation during the inspection, by regulatory bodies, of these autonomous colleges.
- The PRSU provides following academic and administrative autonomy to its affiliated colleges:
 - Promotion research and development activity.
 - Introduction of new academic programs, new courses and elective papers in existing programs for autonomous colleges.

6.11 Activities and support from the Alumni Association:

- The PRSU has a registered umbrella alumni association.
- The PRSU has registered [some are yet to register] alumni association in individual UTDs.
- The alumni association of individual departments are affiliated to the Umbrella Alumni Association.
- Regular meetings of the alumni associations are held.
- The alumni give feedback on academic and administrative aspects of the University.
- The alumni support their Alma matter by donating fund.
- The alumni association participate in academic activities, such as conference and symposia actively and often act as co-sponsors.
- The alumni fees/membership has been internalized in the admission procedure.

6.12 Activities and support from the Parent – Teacher Association:

- The formal/registered Parent-Teacher Association does not exist.
- However, regular meetings of the Parent-Teacher are held every year in the UTDs.
- The parents actively participate in the feedback system of the university.
- In few departments parent teacher association exists.

6.13 Development programmes for support staff:

- The PRSU conducts training programs for the non-teaching support staff with the objective to enhance their professional competency and working skills.
- The technical personnel are trained for new sophisticated equipments.
- They are allowed and encouraged to attend training programs arranged elsewhere.
- They are encouraged to organize and participate in cultural and sports activities.

6.14 Initiatives taken by the institution to make the campus eco-friendly:

- The flagship program of the hon'ble PM, "Clean India Movement (स्वच्छ भारत अभियान)" was implemented on the campus.
- The university conducts regular Shramadan programs.
- The PRSU observes International Environmental Day on 5th June every year.
- The University has declared the university campus as "no horn please" zone.
- The University has declared the university campus tobacco free.
- The University has declared the university campus as plastic free zone.
- The University regularly carries out plantation drive in the campus.
- The PRSU has made appropriate arrangement for augmenting water recharging by digging ponds for the purpose.
- The PRSU is carrying out green audit for the campus.
- The PRSU carried out survey of the vegetation on the campus.
- The PRSU carried out survey on the exotic mollusc pests.
- The UTDs have nominated energy monitors from among the students in each class for optimization of power consumption.
- The PRSU has substituted halogen lamps on its campus by LED lamps.

Criterion – VII**7. Innovations and Best Practices****7.1 Innovations introduced during this academic year which have created a positive impact on the functioning of the institution. Give details.**

- Best Teacher Awards for academic excellence in each category of teachers belonging to Science Streams and Social Science Streams
- Inception of Center for Basic Sciences
- Establishment of seven (7) Innovative Path-breaking Research Centers
- Inauguration of utility Center

7.2 Provide the Action Taken Report (ATR) based on the plan of action decided upon at the beginning of the year:

Plan of Action	Action Taken
<ul style="list-style-type: none"> • Mechanism to identify and reward best teachers 	<p>Matrix designed and validated.</p> <p>The best academically performing teachers in three different levels from science and social science streams were identified separately.</p> <p>They were awarded with trophy/certificate of appreciation ceremonially in important events on the campus</p>
<ul style="list-style-type: none"> • Implementation of CBCS 	<p>Implementation process ratified and implemented from the academic session 2015-16</p>

	[current session]
<ul style="list-style-type: none"> Establishment of innovative and path-breaking research centers 	Implemented; Seven such centers have been established from the current session
<ul style="list-style-type: none"> Strengthening of instrumentation facility 	State-of-the-art equipments, namely NMR, LC-MS-MS procured and installed
<ul style="list-style-type: none"> Establishment of CBS 	Established; Forty students were enrolled in the first batch
<ul style="list-style-type: none"> Organization of workshop on Scientometrics 	Organized
<ul style="list-style-type: none"> Strengthening of linkages with national and international institutions and organizations 	MoUs signed

7.3 Give two Best Practices of the institution (please see the format in the NAAC Self-study Manuals)

**Provide the details in annexure (annexure need to be numbered as I, II, III)*

Annexure-I

1. Title of the Practice

Research Scholar Funding for Attending International Conference Abroad and in India

2. Goal

- To facilitate participation of research scholars in international conference
- To instil confidence within the research scholars to present their research findings independently before international audience
- To create a sense of pride within them as they represent their country abroad

3. The Context

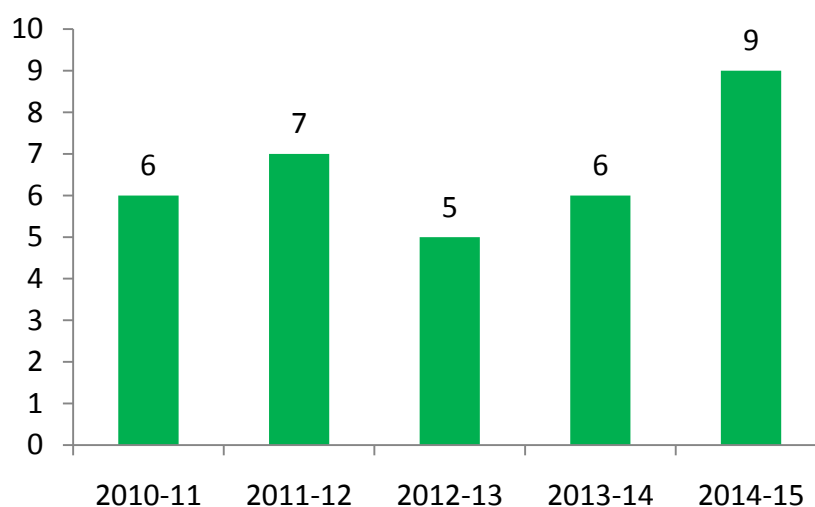
- Normally it has been observed that research papers of research scholars are accepted for presentation in various international symposia and conferences. The candidates send their grant applications to different national and state levels funding agencies for financial support. Sometimes they succeed in getting 50% support only. Eventually they fail to attend the conference due to lack of complete support.
- Therefore, it was thought worthwhile to introduce the practice of research scholar funding for attending international conferences abroad and in India.

4. The Practice

- The practice of research scholar funding is well publicized in the beginning of each academic session.
- The candidates facing difficulties in getting full support to attend international meeting send their applications to the administrative section of the university.
- The applications are scrutinized by the Grants Cell and are placed before a recommending committee constituted by the Vice-Chancellor.
- The applicants were awarded with the funds after considering the merits on case to case basis.
- Finally the administrative and financial sanctions are granted and funds are released to the candidate as an advance.

5. Evidence of Success

- The practice of awarding funds to research scholars was initiated in the financial year, 2010-11 and the number of beneficiaries is highlighted below.



6. Problems Encountered and Resources Required

- Problems Encountered: None, as everyone welcomed the practice. It was unanimously resolved by the Executive Council of the University to initiate the practice with immediate effect.
- Resources Required: Funds and administrative and secretarial support for processing of applications. The Grant Cell of the University handles the latter effectively.

7. Notes

- This best practice can be emulated by other universities of the country.

8. Contact Details

Name of the Vice-Chancellor:	Prof. (Dr.) S.K. Pandey
Name of the Institution:	Pt. Ravishankar Shukla University
City:	Raipur
Pin Code:	492010
Accredited Status: Re-accredited	Validity Period: <u>Valid up to January 07, 2016</u>
Work Phone: +91-771-2262857	Fax: +91-771-2263439
Website: www.prsu.ac.in	E-mail: proskp@gmail.com
Mobile: +91-9724200857	

Annexure-II

1. Title of the Practice

Best Teacher, Best Department and Best College

2. Goal

- To identify best performance among PRSU's teachers, UTDs and affiliated colleges
- To appreciate and celebrate their contribution in public functions of the university, such as Foundation day and Teachers Day
- To create a sense of pride within them

3. The Context

- In a University set up the performance of an individual teacher, a department and an affiliated college assumed to be normally distributed; some of them occupying either tails of the bell curve. Those in the center of the curve contribute appreciably to the overall growth of a higher education institution. Normally it has been observed that the university fails to appreciate and acknowledge contributions of those people who matter much to the university.
- Therefore, it was thought worthwhile to introduce the practice of identifying those in the middle of the bell curve and glorify their achievements publicly by awarding them with a certificate of appreciation. Giving monetary reward is immaterial for them. What matters much is that the apex body of the university cares to acknowledge their contributions in any ceremonial public function.

4. The Practice

- The identification of the best performance of the above stake holders is carried out by the IQAC.
- The IQAC developed very robust matrices to do this after lots of meetings and discussions between the IQAC and the Head of the Institution.
- The IQAC announces dates for submission of applications for the best performance awards.
- The best teacher, the best department and the best affiliated college are awarded with running trophies and/or certificate of appreciation

ceremonially in important events of the university.

5. Evidence of Success

- The practice of awarding trophy and certificate of appreciation to the best department and the best affiliated college was first initiated in 2014 based on their performance in the session 2013-14. These awards were distributed on the auspicious occasion of the Foundation Day of the university [1 May]
- The practice was appreciated by everyone.
- The practice continued.
- In 2015, the practice of awarding the best teacher in each level separately in two different streams, namely science and social science was introduced for the first time. These awards were distributed on the auspicious occasion of the Teachers' Day [5 September].
- The IQAC is planning to identify and honour the best performing research scholar of the year. The matrix for this purpose is under development.
- Evidence of appreciation of this practice is available in the social media.

6. Problems Encountered and Resources Required

- Problems Encountered: None, as everyone welcomed the practice.
- Resources Required: Administrative and secretarial support for processing of applications. The IQAC handles it effectively.

7. Notes

- This best practice can be emulated by other universities of the country.

8. Contact Details

Name of the Vice-Chancellor:	Prof. (Dr.) S.K. Pandey
Name of the Institution:	Pt. Ravishankar Shukla University
City:	Raipur
Pin Code:	492010
Accredited Status: Re-accredited	Validity Period: <u>Valid up to January 07, 2016</u>
Work Phone: +91-771-2262857	Fax: +91-771-2263439
Website: www.prsu.ac.in	E-mail: proskp@gmail.com
Mobile: +91-9724200857	

7.4 Contribution to environmental awareness / protection

- Substitution of sodium vapour street lamps on the campus with LED lamps/solar-powered lamps
- Domestic waste management mechanism in place
- Celebration of "World Environmental Day"

- Survey of campus vegetation
- Regular conduct of plantation drive
- Declaration of a “car free day” in each month
- Survey of exotic African mollusc pest on the campus
- Declaration of campus as “no horn please” zone
- Declaration of campus as “tobacco free” zone
- Declaration of campus as “polythene free” zone
- Water recharge initiative in place
- Conduct of green audit in the campus

7.5 Whether environmental audit was conducted?

Yes



No

**7.6 Any other relevant information the institution wishes to add (for example SWOC Analysis).****SWOC Analysis Outcome****Strengths**

- One of the oldest and the largest public sector universities in the State of Chhattisgarh with low tuition fees that offers quality higher education that caters to under privileged population from rural back ground.
- Well-qualified research-enabled teaching faculty (92.0% with PhD) that publishes research papers in indexed journals with IF.
- The PRSU has a healthy h-Index of 33 and tops the chart consisting of 20 universities in the State.
- Fully automated central library possessing large number of books, journal and e-learning resources.
- University has state-of-the art instrumentation facility that includes NMR, LC-MS-MS and HPTLC to name a few.
- The University offers CBCS in its academic programs.
- The University hardly encounter student and teacher unrest.

Weaknesses

- Limited linkages with the society, industry and international institutions. Teaching departments does not have financial and administrative autonomy
- The PTR is low in few teaching departments
- The university does not have a finishing school
- Old infrastructures and fixtures need to be modernized.

Opportunities

- Of late, the growth rate in the population **of pupil seeking** admission in HEIs exhibits upward trend leading to very high demand for UG, PG and PhD programs
- The State has been endowed with rich biological and mineral resources.
- Research initiative for sustainable usage of herbal and medicinal plant resources of the State
- Research initiative in the area of endemic diseases, such as sickle cell anemia, filaria, malaria and auto-immune diseases.
- Tapping of extra-mural research funding from international funding agencies

Challenges

- Strengthening of Outreach activities.
- Development of strategy to attract foreign students
- To augment the activities of IPR cell.

8. Plans of institution for the next year

- Preparation for the 3rd cycle of NAAC Accreditation
- Implementation of reform in the pattern of question paper for the remaining UG/PG programs
- Implementation of the matrix designed to compute performance index of non-teaching staff
- Implementation of the matrix designed to identify the best performer among research scholars
- Strengthening of IPR Cell

Signature of the Director, IQAC

Signature of the Chairperson, IQAC

1. ACADEMIC SCHEDULE**(A) ANNUAL COURSES**

Date of admission for the Session 2014-15	-	From 17 th June 2014
Period for submission of Examination Form for Annual Examination 2014	-	1 st October 2014 to 30 th October 2014
Last Date of submission of Examination Forms with Late Fee	-	15 th November 2014
Beginning of Annual Examination 2015	-	Second Week of March 2015
Ph.D. Degree Entrance Exam	-	October -November 2014
Ph.D. Degree Course Work Exam	-	April 2015

(B) SEMESTER COURSES

S. No.	Activity	Semester I/III/V/VII/IX	Semester II/IV/VI/VIII/X
		Date	Date
01.	Admission Process	June 17 to July 15	-
02.	Commencement of Teaching	July 16	January 1
03.	Meeting of Statutory Committees	August 1-14	January 15-30
04.	Duration for sending names of External Examiners (Practical) to the Examination Center	September 02-10	February 20-28
05.	Last date of Semester teaching	November 10	April 15
06.	Duration of Practical Examination P.G. / U.G.	November 12-22	April 18-30
07.	Preparation Leave	November 23-30	May 1-8
08.	Duration of Theory Examination	December 2-24	May 9-31
09.	Semester Break/Declaration of Results	December 26-31	June 1-15

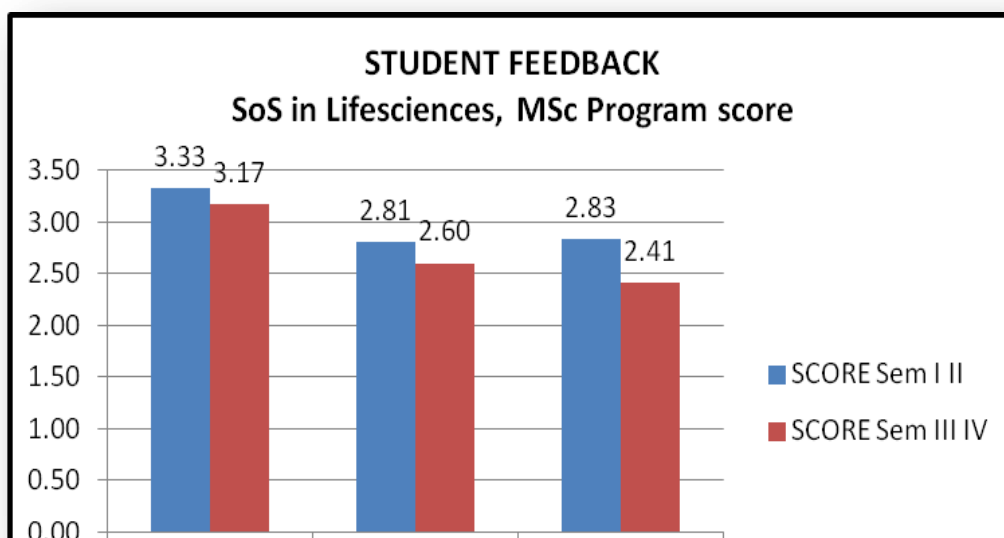
*Enclosure-II***SAMPLE STUDENT FEEDBACK 2014-15****From School of Life Sciences**

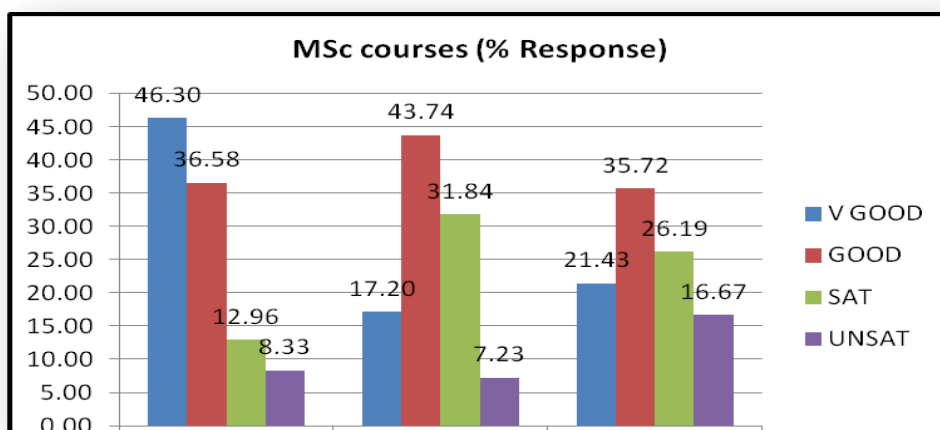
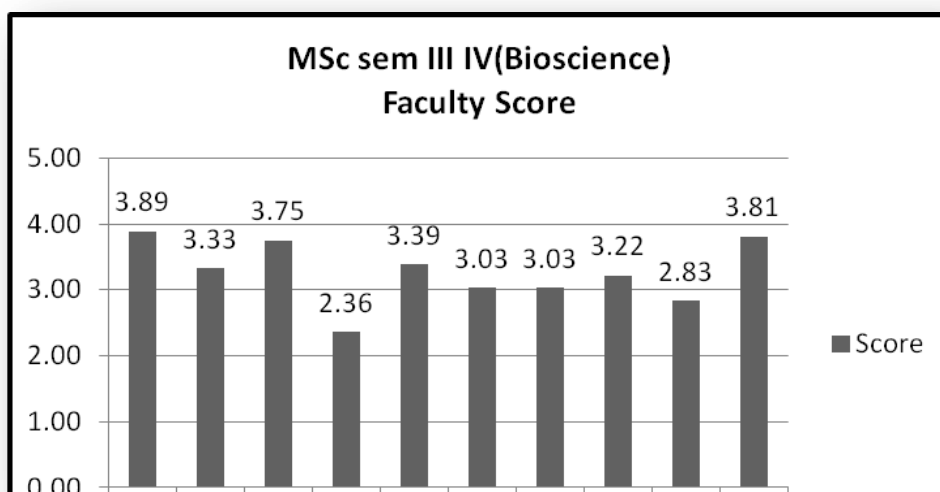
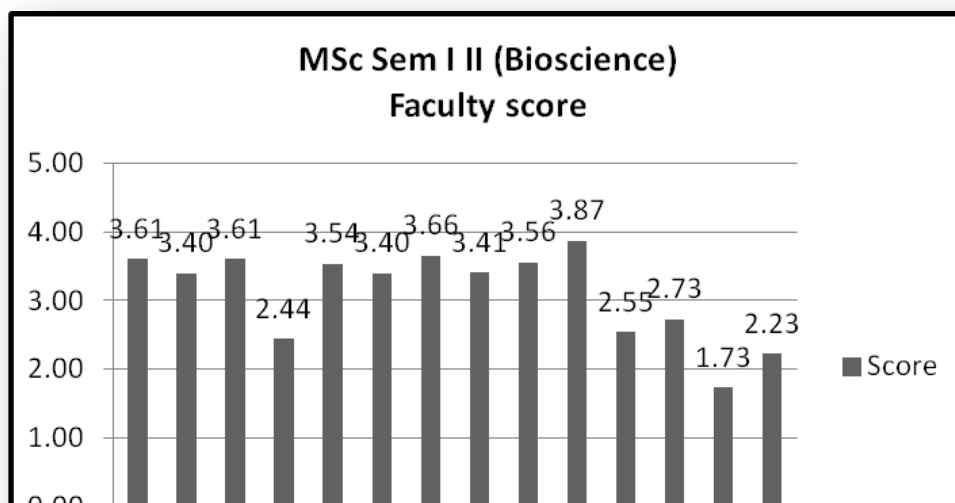
NAMES OF FACULTY [Code used]			
A		G	
B		H	
C		I	
D		J	
E		K	
F		L	

SCORING			
4	3	2	1
A	B	C	D
Very good	Good	Satisfactory	Unsatisfactory

No. of students participating –MSc Bioscience (16); MSc Biochemistry (16)

MSc Microbiology(14)=Total 46;Total faculty members [Permanent(10) & Ad-hoc (04)]=14





PERCENT RESPONSE TO FACULTY**MSc Biosciences I, II semester**

FACULTY	VGOOD	GOOD	SAT	UNSAT
A	66.67	27.78	5.56	0
B	54.63	33.33	9.26	2.78
C	71.3	18.52	10.19	0
D	21.3	25.93	28.7	24.07
E	65.74	25	6.48	2.78
F	55.56	31.48	10.19	2.78
G	70.37	25	4.63	0
H	50.93	38.89	10.19	0
I	63.89	27.78	8.33	0
J	89.81	7.41	2.78	0
K	12.96	47.22	21.3	18.52
L	10.18	60.19	22.22	7.41
M	3.7	19.44	23.15	53.7
N	6.48	37.04	30.56	25.93

MSc Biosciences III, IV semester

FACULTY	VGOOD	GOOD	SAT	UNSAT
A	88.89	11.11	0.00	0.00
B	61.11	16.67	16.67	5.56
C	80.56	13.89	5.56	0.00
D	33.33	5.56	25.00	36.11
E	47.22	44.44	8.33	0.00
F	30.56	41.67	27.78	0.00
G	41.67	19.44	38.89	0.00
H	66.67	8.33	5.56	19.44
I	27.78	41.67	16.67	13.89
J	80.56	19.44	0.00	0.00

ACTION TAKEN REPORT

The overall score given by the students to the faculty was presented in the Staff Council and appropriate measures were discussed and necessary action was initiated.

OIC, Feedback Cell

Abbreviations:

CAS	-	Career Advanced Scheme
CAT	-	Common Admission Test
CBCS	-	Choice Based Credit System
CE	-	Centre for Excellence
COP	-	Career Oriented Programme
CPE	-	College with Potential for Excellence
DPE	-	Department with Potential for Excellence
GATE	-	Graduate Aptitude Test
NET	-	National Eligibility Test
PEI	-	Physical Education Institution
SAP	-	Special Assistance Programme
SF	-	Self Financing
SLET	-	State Level Eligibility Test
TEI	-	Teacher Education Institution
UPE	-	University with Potential Excellence
UPSC	-	Union Public Service Commission