



पंडित रविशंकर शुक्ल विश्वविद्यालय, रायपुर छत्तीसगढ़ भारत  
Pt. Ravishankar Shukla University, Raipur Chhattisgarh, India  
Estd-1964 – recognized by UGC U/s 2(f) and 12 (B)  
NAAC “A” Grade

### CRITERION-I

#### EVIDENCE(S), AS PER SOP

<b>METRIC No. 1.4.1</b>	Structured feedback for design and review of syllabus – semester-wise / year-wise is received from: 1) Students, 2) Teachers, 3) Employers and 4) Alumni
<b>METRIC No. 1.4.2</b>	Feedback processes of the institution may be classified as follows A. Feedback collected, analysed, action taken and feedback hosted on the institutional website B. Feedback collected, analysed and action has been taken C. Feedback collected and analysed D. Feedback collected E. Feedback not collected
<ul style="list-style-type: none"><li>• Stakeholder feedback analysis report</li><li>• Action taken report of the Institution on feedback report</li></ul>	



**पंडित रविशंकर शुक्ल विश्वविद्यालय, रायपुर छत्तीसगढ़ भारत**  
**Pt. Ravishankar Shukla University, Raipur Chhattisgarh, India**  
Estd-1964 – recognized by UGC U/s 2(f) and 12 (B)  
**NAAC “A” Grade**

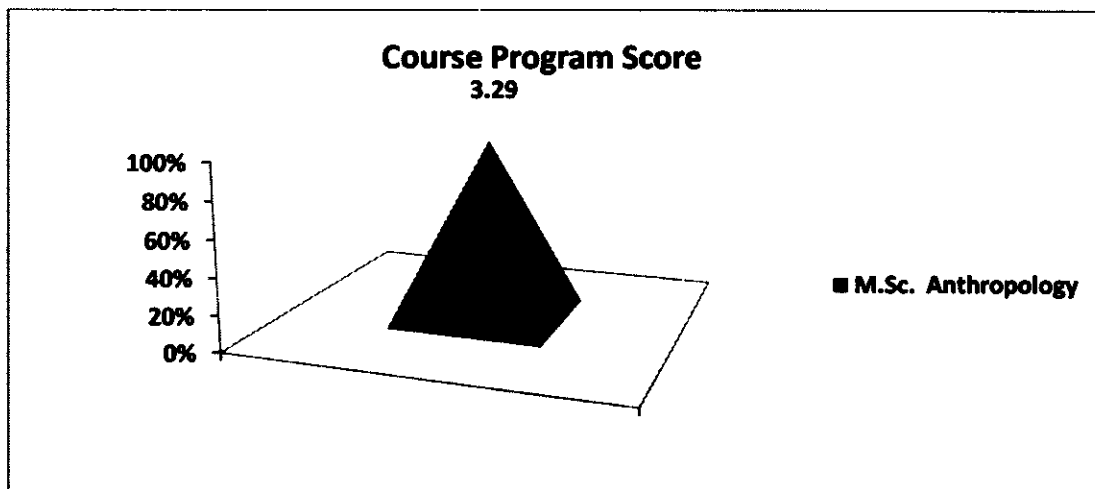
**FEEDBACK 2018-2019**


<b>SN</b>	<b>Department</b>	<b>Pg. No.</b>
1	Anthropology	1-13
2	Biotechnology	14-26
3	Chemistry	27-29
4	Comp Science &IT	30-35
5	Economics	36-39
6	Electronics	40-48
7	Environment Science	49-51
8	Geology	52-54
9	History	55-67
10	Library	68-71
11	Life Science	72-74
12	Literature & Language	76-85
13	Management	86-87
14	Mathematics	88-91
15	Pharmacy	92-97
16	Physical Education	98-158
17	Physics & Astrophysics	159-161
18	Psychology	162-218
19	Regional Studies & Research	219-222
20	Sociology	223-226
21	Statistics	227-228
22	Renewable Energy Technology & Management	229-237
23	Center for Basic Sciences	238-244

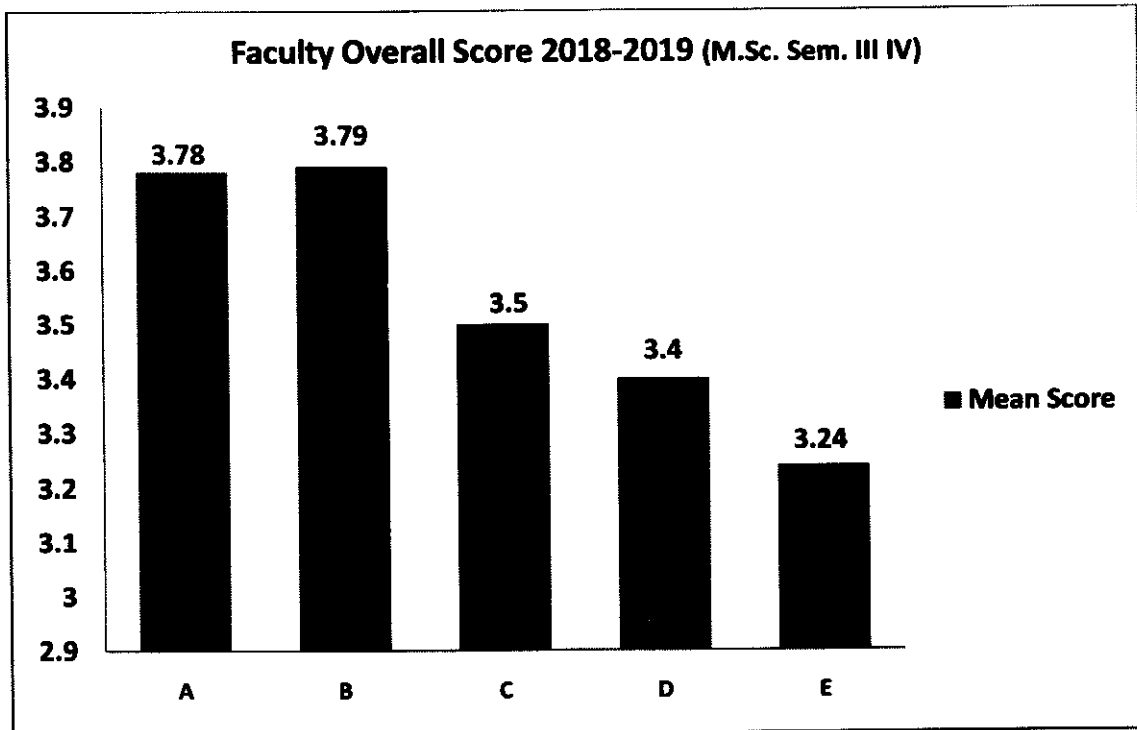
**School of Studies in Anthropology  
Pt. Ravishankar Shukla University, Raipur**


**Feedback Report Session 2018-2019 (M.Sc.Sem. III IV)**

Name of Faculty	
A	Dr. Mitashree Mitra
B	Dr. Moyna Chakravarty
C	Dr. Ashok Pradhan
D	Dr. Jitendra Premi
E	Dr. Shailendra Kumar



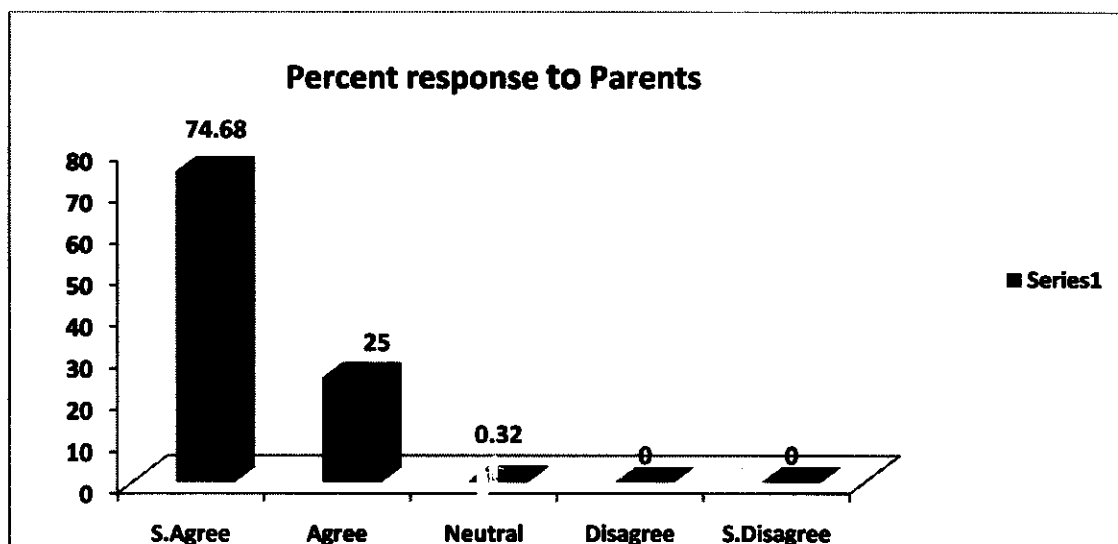
  
**(Dr. Ashok Pradhan)**  
Professor & Head  
SoS in Anthropology  
Pt. Ravishankar Shukla University  
Raipur (C.G.)



  
**(Dr. Ashok Pradhan)**  
Professor & Head  
SoS in Anthropology  
Pt. Ravishankar Shukla University  
Raipur (C.G.)

**School of Studies in Anthropology  
Pt. Ravishankar Shukla University, Raipur**


**Parents Feedback Report Session 2018-2019 (M.Sc.Sem. III IV)**



## Parents Feed back

### Suggestions of Parents

1. Parents suggested that during the field work of the IV Semester students the supervisors should accompany them to the field and funds should be available to the students for their stay during their field work.
2. New technology awareness programmes for students should be organized for making them aware of the preventive measures of various diseases.
3. New activities should be organized on every Saturday.
4. Teachers should impart updated knowledge and inventions of the Subject time to time.
5. Practical work to be enhanced.

  
**(Dr. Ashok Pradhan)**  
Professor & Head  
SoS in Anthropology  
Pt. Ravishankar Shukla University  
Raipur (C.G.)

6. Besides theoretical learning the students should be trained in practical knowledge and prepare them for competitive examinations.

### **Action Taken**

1. Since there are limited teachers in the Department i.e, 1:7 ratio it is not possible for the supervisors to accompany them for a period of 1 month however, during the Semester II the students are given all sorts of training to conduct individual field work and they are suggested to form groups and visit the tribal villages according to their own convenience.
2. Students are made aware of the new technologies and are imparted the knowledge of the preventive measures of various diseases.
3. Every Saturday new activities are being organized and regular activities will be organized from next session.
4. Teachers do import the recent inventions and go on updating the knowledge of the subject concerned.
5. More practical work will be added from the next session after the meeting of Board of Studies.
6. Preparation for competitive examination is a routine work of the teachers of the Department right from the 1<sup>st</sup> Semester. Practical knowledge needs to be strengthened and will be look after by the Department.

### **Alumni Association**

Alumni association annual meetings are held every year in School of Studies in Anthropology. 2018-19 annual meeting was attended by 25 alumni but 53 alumni's attended the meeting during the session 2019-20.

1. Activities : The members of the Association has decided to adopt a village of Kanker district and will take care of overall development of the villagers and the compulsory field work will be organized in the same village to assess the overall development of the village.
2. Diaspora of the Chhattisgarhi's residing in Assam will be ascertained and study the social changes.

  
(Dr. Ashok Pradhan)  
Professor & Head  
SoS in Anthropology  
Pt. Ravishankar Shukla University  
Raipur (C.G.)

# School of Studies in Anthropology Pt. Ravishankar Shukla University, Raipur

## Feedback Report Session 2018-2019 (M.Sc. IV Semester)

### Faculty A

Que.	V.G	Good	Sat	Unsat	Total
1	6	4	0	0	10
2	6	4	0	0	10
3	6	4	0	0	10
4	6	4	0	0	10
5	6	4	0	0	10
6	6	4	0	0	10
7	6	4	0	0	10
8	6	4	0	0	10
9	5	5	0	0	10
Total	53	37	0	0	90
%Response	58.88	41.12	0	0	100

### Faculty B


Que.	V.G	Good	Sat	Unsat	Total
1	7	1	0	0	8
2	5	3	0	0	8
3	6	2	0	0	8
4	7	1	0	0	8
5	5	3	0	0	8
6	5	3	0	0	8
7	7	1	0	0	8
8	6	2	0	0	8
9	6	2	0	0	8
Total	54	18	0	0	72
%Response	75	25	0	0	100

### Faculty C

Que.	V.G	Good	Sat	Unsat	Total
1	10	3	2	0	15
2	10	3	2	0	15
3	8	5	2	0	15
4	8	5	1	1	15
5	8	5	1	1	15
6	6	5	3	1	15
7	7	6	0	2	15
8	8	5	0	2	15
9	8	5	0	2	15
Total	73	42	11	9	135
%Response	54.07	31.11	8.14	6.68	100

### Faculty D


Que.	V.G	Good	Sat	Unsat	Total
1	10	0	2	0	12
2	10	0	2	0	12
3	10	0	1	1	12
4	9	1	2	0	12
5	8	2	1	1	12
6	9	1	1	1	12
7	7	3	0	2	12
8	8	2	2	0	12
9	9	1	2	0	12
Total	80	10	13	5	108
%Response	74.07	9.25	12.03	4.65	100

  
 (Dr. Ashok Pradhan)  
 Professor & Head  
 SoS in Anthropology  
 Pt. Ravishankar Shukla University  
 Raipur (C.G.)



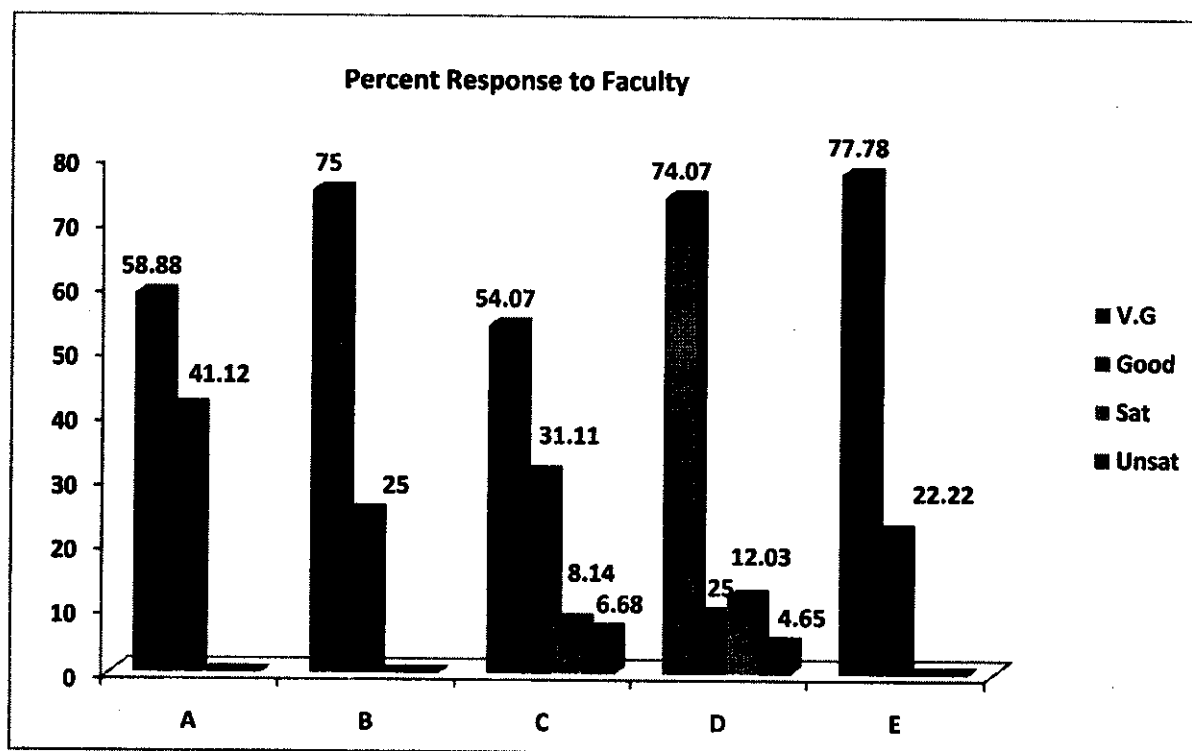
## Faculty E


Que.	V.G	Good	Sat	Unsat	Total
1	9	1	0	0	10
2	9	1	0	0	10
3	9	1	0	0	10
4	9	1	0	0	10
5	6	4	0	0	10
6	6	4	0	0	10
7	8	2	0	0	10
8	7	3	0	0	10
9	7	3	0	0	10
Total	70	20	0	0	90
%Response	77.78	22.22	0	0	100

  
(Dr. Ashok Pradhan)  
Professor & Head  
SoS in Anthropology  
Pt. Ravishankar Shukla University  
Raipur (C.G.)

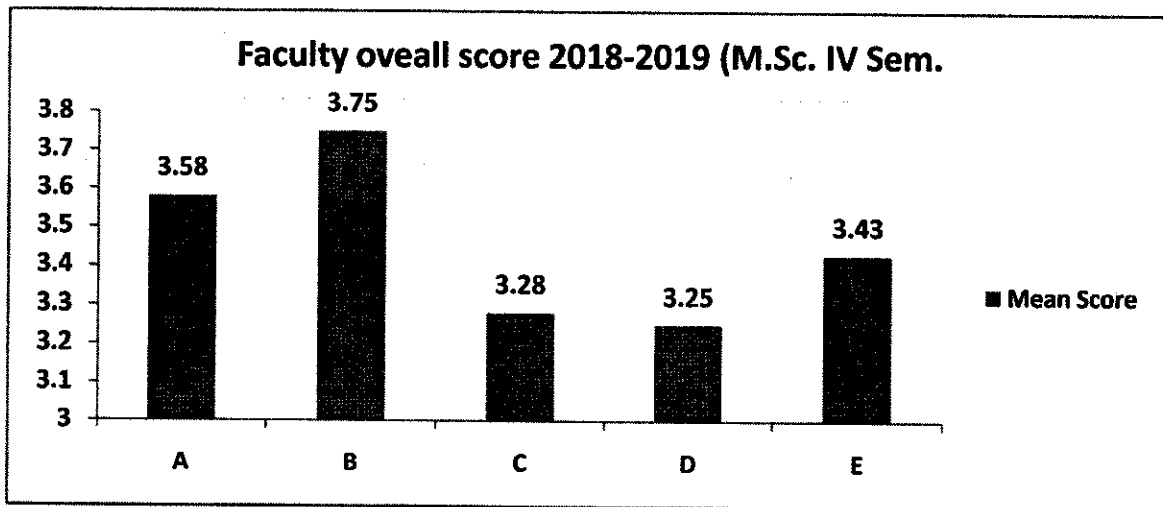
**School of Studies in Anthropology**  
**Pt. Ravishankar Shukla University, Raipur**  
**Feedback Report Session 2018-2019**

<b>Percent response to faculty</b>				
<b>Faculty</b>	<b>V.G</b>	<b>Good</b>	<b>Sat</b>	<b>Unsat</b>
<b>A</b>	58.88	41.12	0	0
<b>B</b>	75	25	0	0
<b>C</b>	54.07	31.11	8.14	6.68
<b>D</b>	74.07	9.25	12.03	4.65
<b>E</b>	77.78	22.22	0	0

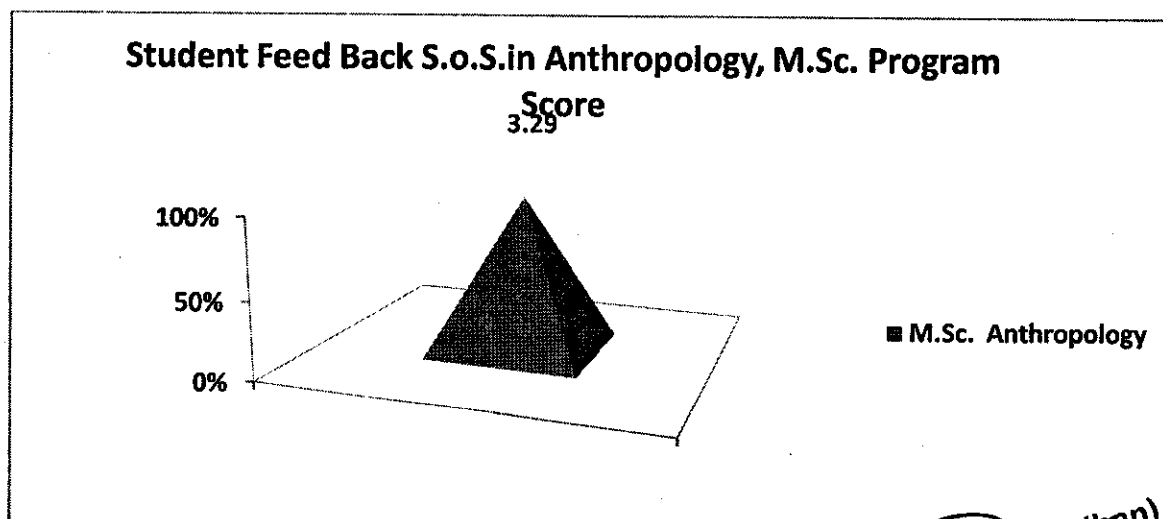


  
**(Dr. Ashok Pradhan)**  
 Professor & Head  
 SoS in Anthropology  
 Pt. Ravishankar Shukla University  
 Raipur (C.G.)

Faculty	Mean Score
A	3.58
B	3.75
C	3.28
D	3.25
E	3.43

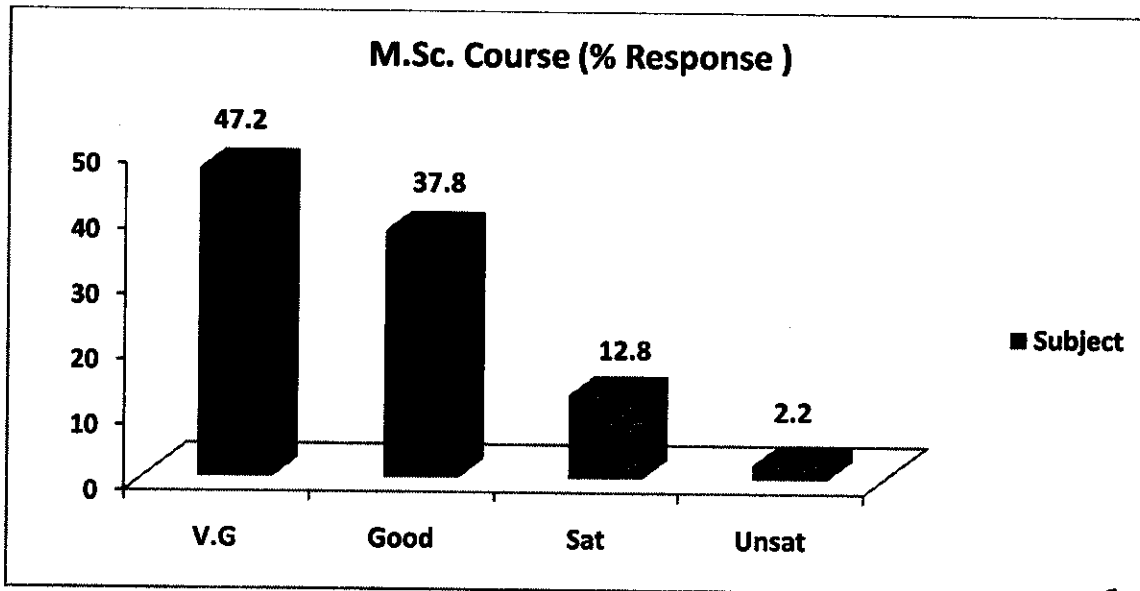



M.Sc. Program Score		
Course	Subject	Score
		Sem IV
M.Sc.	Anthropology	3.29



(Dr. Ashok Pradhan)  
 Professor & Head  
 SoS in Anthropology  
 Pt. Ravishankar Shukla University  
 Raipur (C.G.)

M.Sc. Course % Response				
	V.G	Good	Sat	Unsat
Subject	47.2	37.8	12.8	2.2



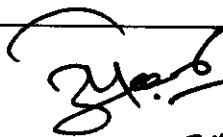
  
**(Dr. Ashok Pradhan)**  
 Professor & Head  
 SoS in Anthropology  
 Pt. Ravishankar Shukla University  
 Raipur (C.G.)

**School of Studies in Anthropology  
Pt. Ravishankar Shukla University, Raipur**

**Feedback Report Session 2018-2019 (M.Sc. IV Sem.)**

<b>Percent response to faculty</b>				
<b>Faculty</b>	<b>V.G</b>	<b>Good</b>	<b>Sat</b>	<b>Unsat</b>
<b>A</b>	58.88	41.12	0	0
<b>B</b>	75	25	0	0
<b>C</b>	54.07	31.11	8.14	6.68
<b>D</b>	74.07	9.25	12.03	4.65
<b>E</b>	77.78	22.22	0	0

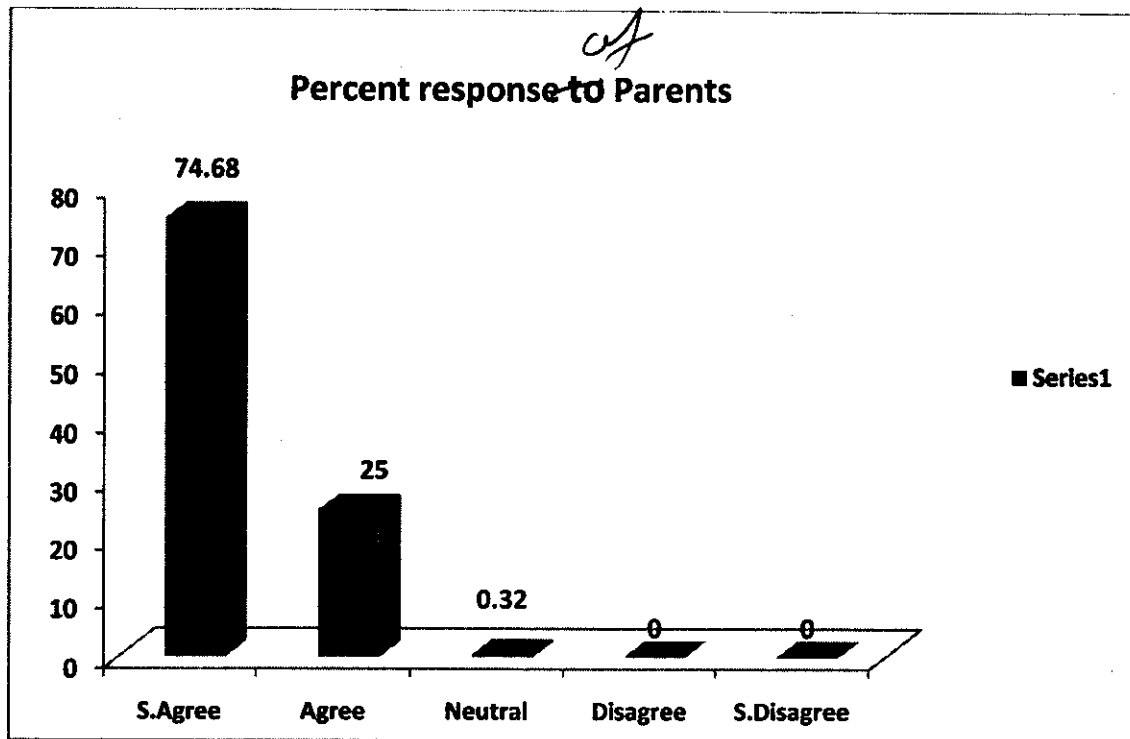
<b>Faculty</b>	<b>Mean Score</b>
<b>A (Dr. Mitashree Mitra)</b>	3.58
<b>B (Dr. Moyna Chakravarty)</b>	3.75
<b>C (Dr. Ashok Pradhan)</b>	3.28
<b>D (Dr. Jitendra Premi)</b>	3.25
<b>E (Dr. Shailendra Kumar)</b>	3.43

  
**(Dr. Ashok Pradhan)**  
Professor & Head  
SoS in Anthropology  
Pt. Ravishankar Shukla University  
Raipur (C.G.)

**School of Studies in Anthropology  
Pt. Ravishankar Shukla University, Raipur**

**Parents Feedback Report Session 2018-2019**

Percent response to Parents				
S. Agree	Agree	Neutral	Disagree	S.Disagree
74.68	25	0.32	0	0

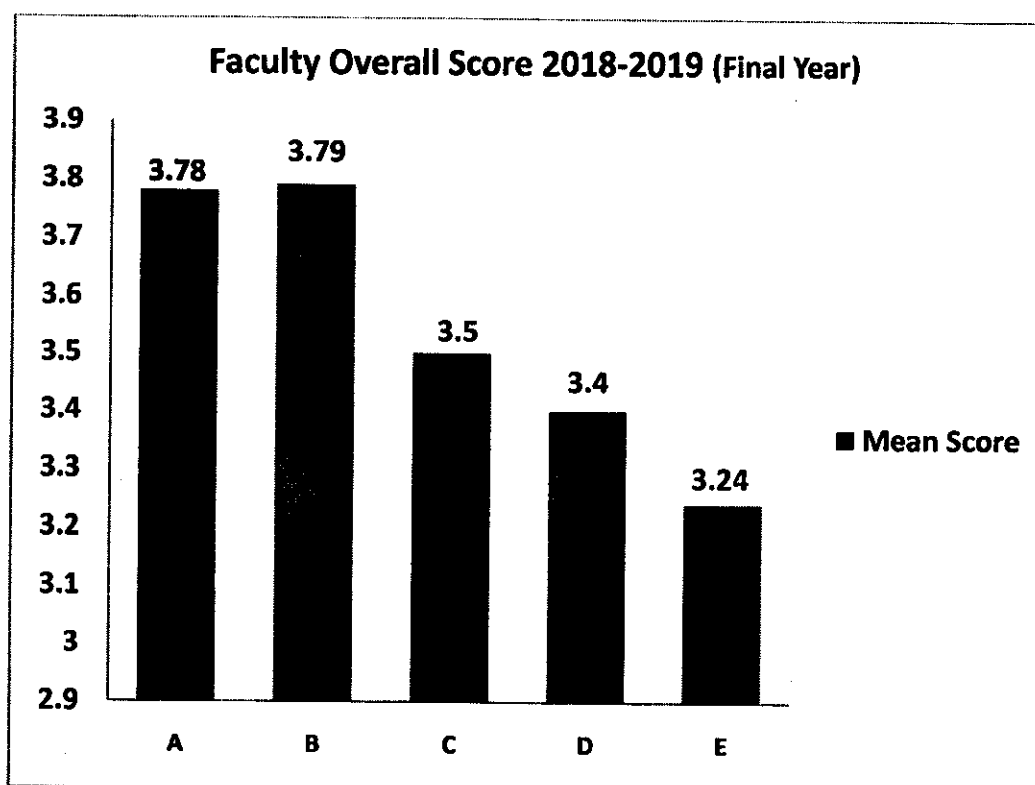



*(Signature)*  
**(Dr. Ashok Pradhan)**  
Professor & Head  
SoS in Anthropology  
Pt. Ravishankar Shukla University  
Raipur, C.S.

**School of Studies in Anthropology  
Pt. Ravishankar Shukla University, Raipur**

**Feedback Report Session 2018-2019  
(Questionnaire -3 for Final Year Students)**

Faculty	Mean Score
A	3.78
B	3.79
C	3.5
D	3.4
E	3.24



  
**(Dr. Ashok Pradhan)**  
Professor & Head  
SoS in Anthropology  
Pt. Ravishankar Shukla  
Raipur (C)

# School of Studies in Biotechnology

## Action Taken Report & Summary of Analysis Feedback from Support Staff (2018-19)

Scale

Strongly Agree    Agree    Neutral    Disagree    Strongly disagree



Parameters (%)				
Strongly Agree	Agree	Neutral	Disagree	Strongly disagree
33.33	66.67	0.00	0.00	0.00


\* Details analysis sheet attached.

Suggestions for further improvement:

ST	Promotion should be given by the time.
RRM	No comment
RKV	No comment
MB	No comment
SM	No comment

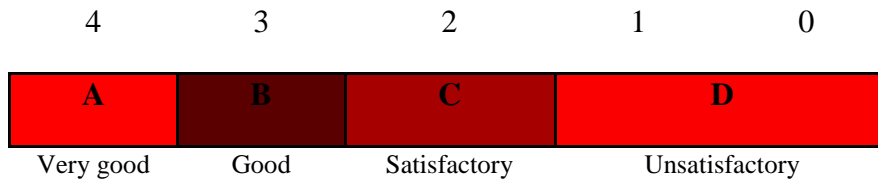
Key:

ST	Shubhra Tiwari
RRM	Raghu Ram Markam
RKV	Ramesh Kumar Verma
MB	Manju Bhagat
SM	Santosh Manikpuri

  
 Professor & Head  
 SOs in Biotechnology  
 Pt. Ravishankar Shukla University  
 Raipur-492010 (C. G.)

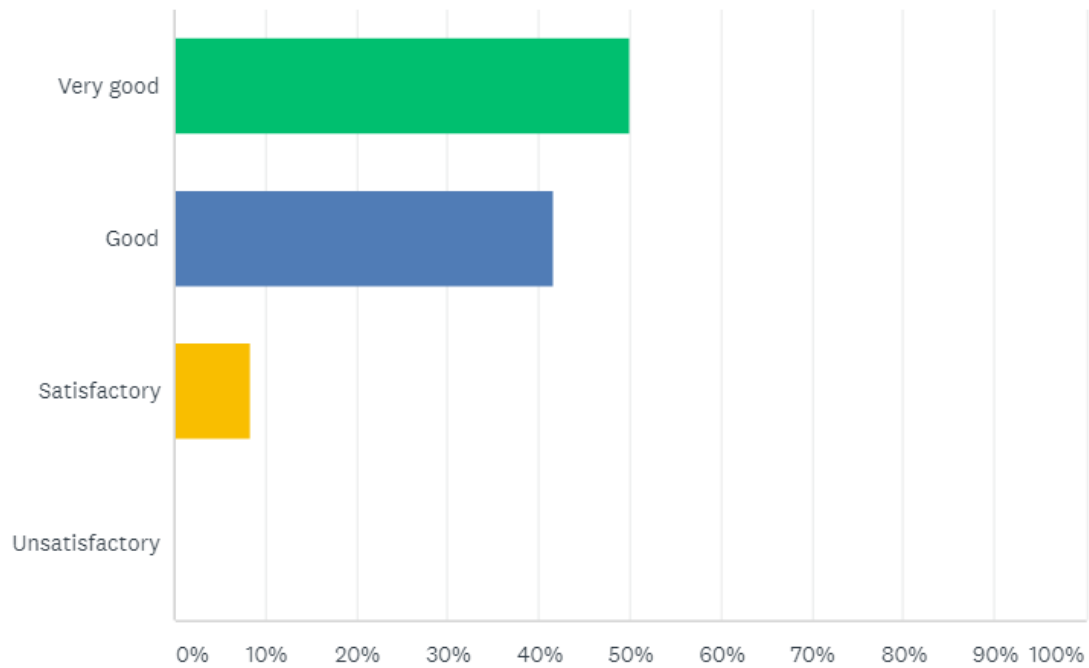


## Feedback Inventory for Students (Questionnaire -1)



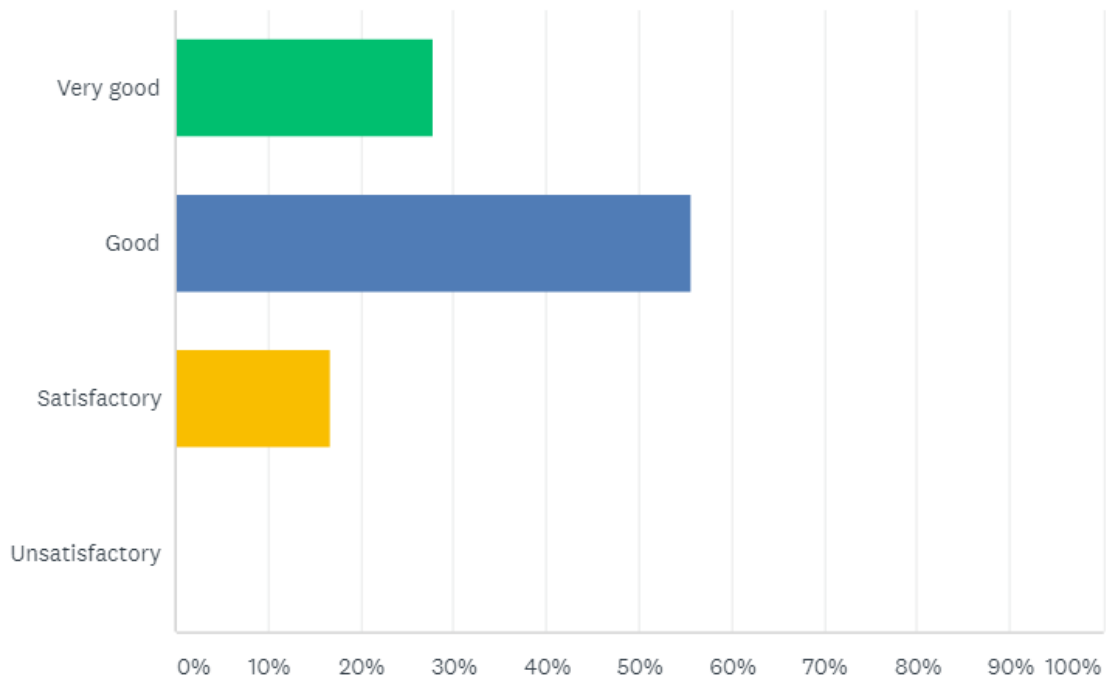
### Overall rating by Students

### M.Sc. I sem., Dec-2018 ; Q-I



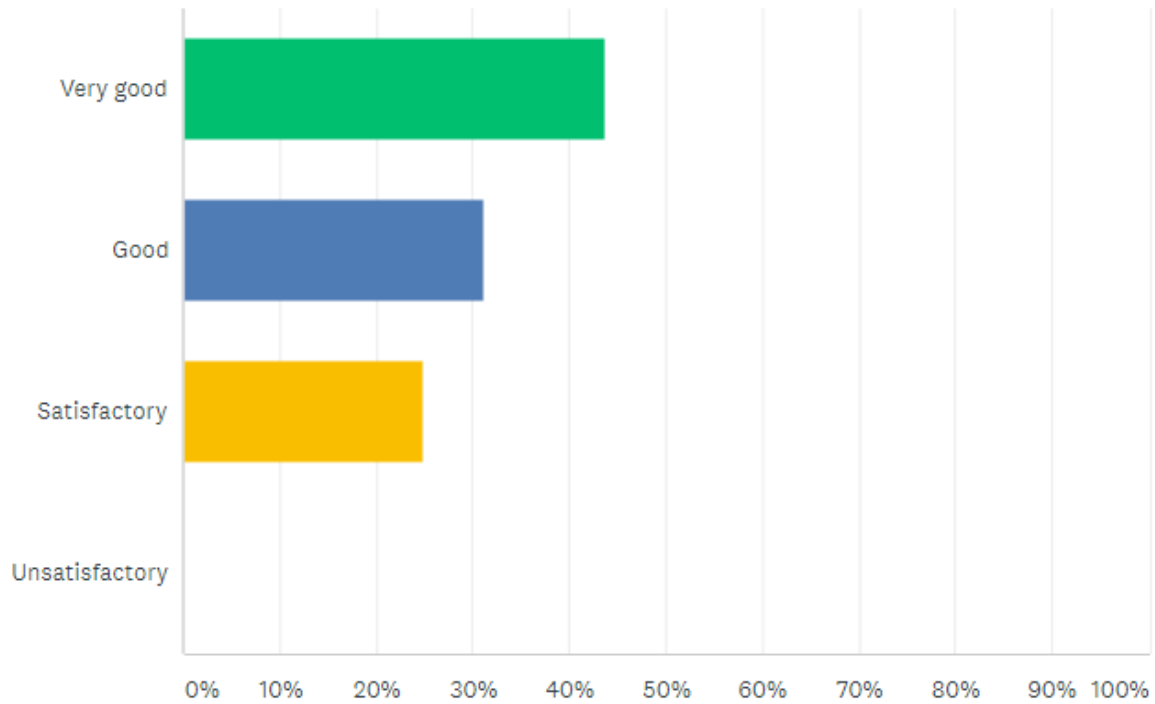
ANSWER CHOICES	RESPONSES-
Very good	50.00%
Good	41.67%
Satisfactory	8.33%
Unsatisfactory	0.00%
TOTAL	12

## M.Sc. II sem., MAY-JUNE 2019; Q-I



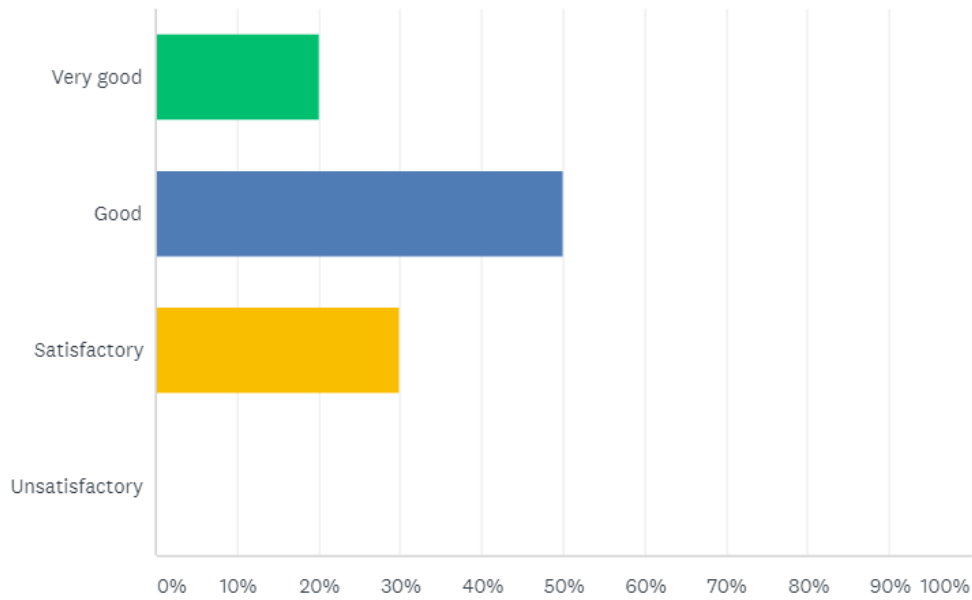
ANSWER CHOICES-	RESPONSES-
Very good	27.78%
Good	55.56%
Satisfactory	16.67%
Unsatisfactory	0.00%
TOTAL	18

## M.Sc. III Sem. Dec-2018, Q-I



ANSWER CHOICES-	RESPONSES-
Very good	43.75%
Good	31.25%
Satisfactory	25.00%
Unsatisfactory	0.00%
TOTAL	16

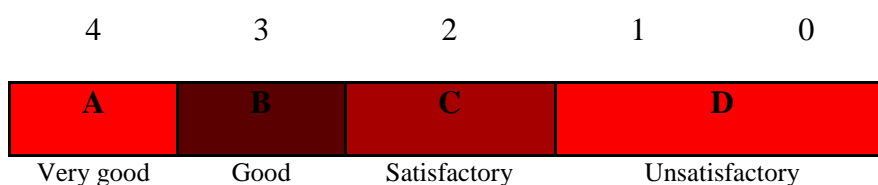
## M.Sc. IV semester MAY- JUNE 2019; Q-I



ANSWER CHOICES-	RESPONSES-
Very good	20.00%
Good	50.00%
Satisfactory	30.00%
Unsatisfactory	0.00%
TOTAL	10

## Feedback Inventory for Students (Questionnaire -2)

## Overall rating



## M.Sc. I sem.; Dec-2018, Q-II

Overall rating

Answered: 18 Skipped: 0



Name of the Faculty	VERY GOOD	GOOD	SATISFACTORY	UNSATISFACTORY	WEIGHTED AVERAGE	Name of the Faculty
Dr Jaishankar Paul (Cell Biology)	33.33%	55.56%	11.11%	0.00%	18	1.78
Dr Nagendra Kumar	44.44%	38.89%	11.11%	5.56%	18	1.78

Name of the Faculty	VERY GOOD	GOOD	SATISFACTORY	UNSATISFACTORY	WEIGHTED AVERAGE	Name of the Faculty
Chandrawanshi (Genetics)						
Dr Kamlesh Shukla (Microbial Physiology)	11.11%	50.00%	38.89%	0.00%	18	2.28
Dr Afaque Quraishi (Bio-Molecules)	83.33%	16.67%	0.00%	0.00%	18	1.17

## M.Sc. II sem., MAY-JUNE-2019, Q-II

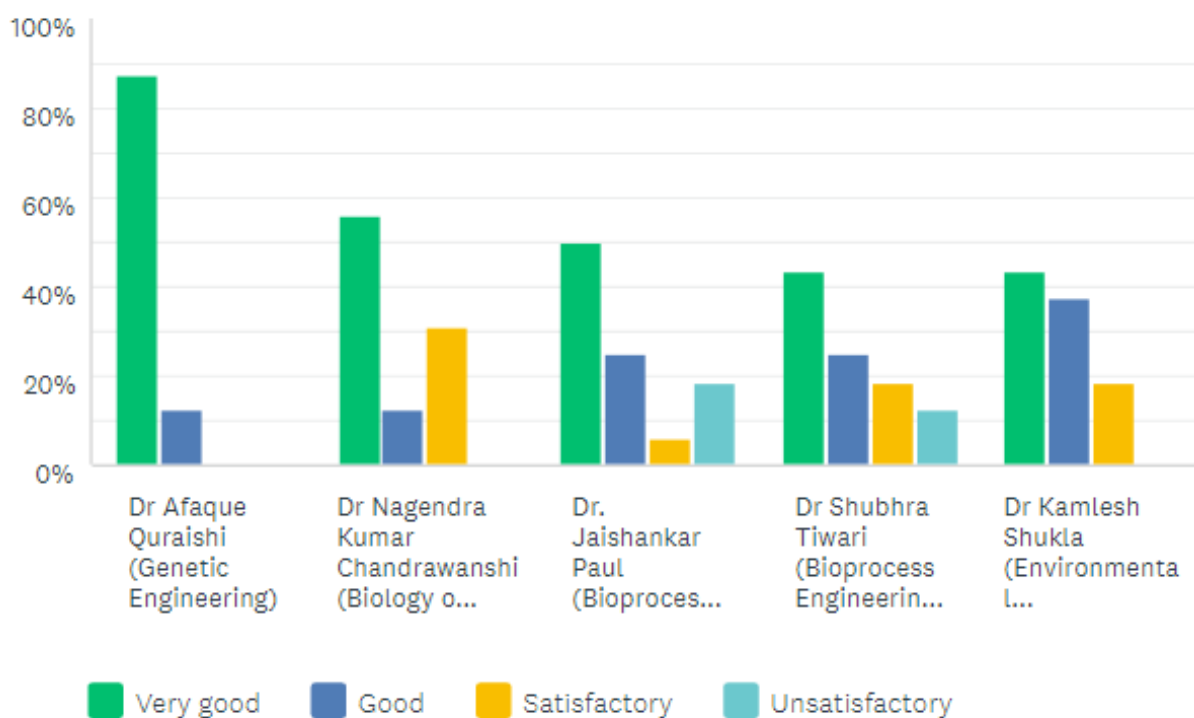
Answered: 19 Skipped: 0



Name of the Faculty	VERY GOOD	GOOD	SATISFACTORY	UNSATISFACTORY	WEIGHTED AVERAGE	Name of the Faculty
Dr. Jaishankar Paul (Biostatistics & Computer Application in Biotechnology)	52.63%	47.37%	0.00%	0.00%	19	1.47
Dr. Nagendra Kumar Chandrawanshi (Molecular Biology)	63.16%	36.84%	0.00%	0.00%	19	1.37
Dr. Afaque Quraishi (Plant Biotechnology)	89.47%	10.53%	0.00%	0.00%	19	1.11

Name of the Faculty	VERY GOOD	GOOD	SATISFACTORY	UNSATISFACTORY	WEIGHTED AVERAGE	Name of the Faculty
Dr. Kamlesh K. Shukla (Macromolecules & Enzymology)	21.05%	52.63%	21.05%	5.26%	19	2.11

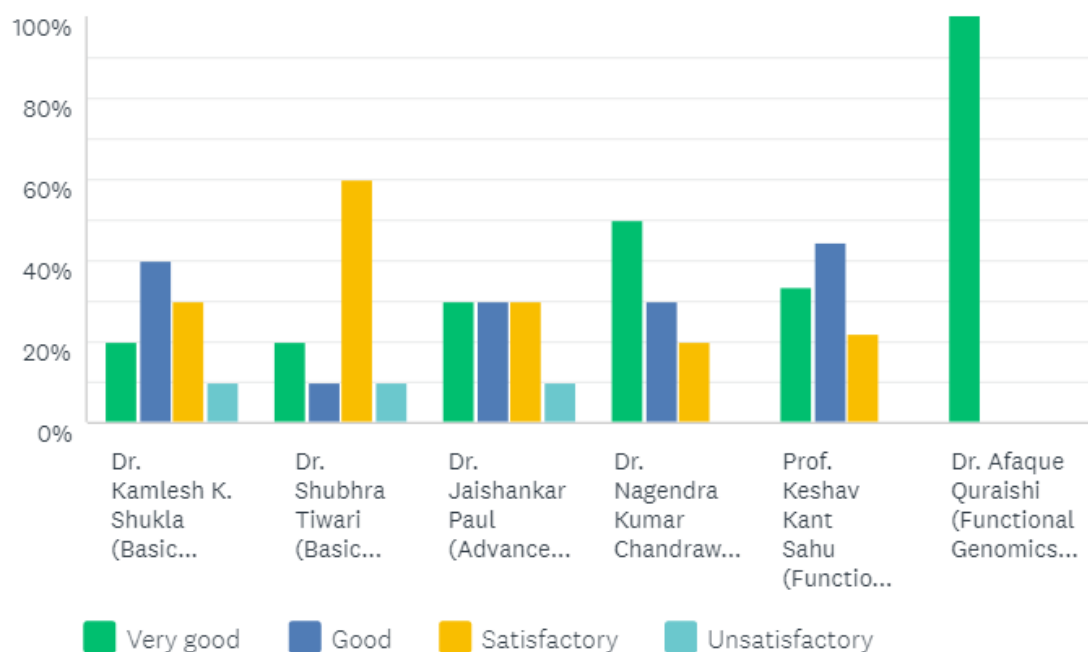
## M.Sc. III sem.; Dec-2018 Q-II



Name of the Faculty	VERY GOOD	GOOD	SATISFACTORY	UNSATISFACTORY	WEIGHTED AVERAGE	Name of the Faculty
Dr Afaque Quraishi (Genetic Engineering)	87.50%	12.50%	0.00%	0.00%	16	1.13
Dr Nagendra Kumar Chandrawanshi (Biology of Immune System)	56.25%	12.50%	31.25%	0.00%	16	1.75
Dr. Jaishankar Paul (Bioprocess Engineering and Technology)	50.00%	25.00%	6.25%	18.75%	16	1.94
Dr Shubhra Tiwari (Bioprocess Engineering and	43.75%	25.00%	18.75%	12.50%	16	2.00

Name of the Faculty	VERY GOOD	GOOD	SATISFACTORY	UNSATISFACTORY	WEIGHTED AVERAGE	Name of the Faculty
Technology)						
Dr Kamlesh Shukla (Environmental Biotechnology)	43.75%	37.50%	18.75%	0.00%	16	1.75

## M.Sc. IV sem., MAY-JUNE-2019, Q-II



Helvetica

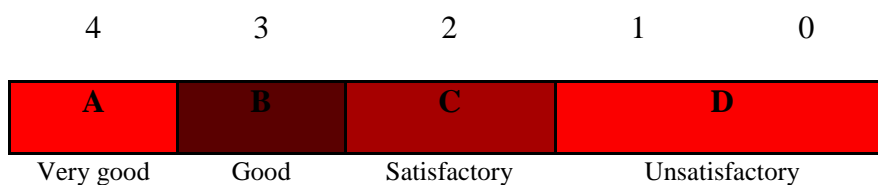
Name of the Faculty	VERY GOOD	GOOD	SATISFACTORY	UNSATISFACTORY	WEIGHTED AVERAGE
Dr. Kamlesh K. Shukla (Basic Concept of Bioinformatics & Nanobiotechnology)	20.00%	40.00%	30.00%	10.00%	2.30
Dr. Shubhra Tiwari (Basic Concept of Bioinformatics & Nanobiotechnology)	20.00%	10.00%	60.00%	10.00%	2.60
Dr. Jaishankar Paul (Advanced techniques in Biotechnology)	30.00%	30.00%	30.00%	10.00%	2.20



Name of the Faculty	VERY GOOD	GOOD	SATISFACTORY	UNSATISFACTORY	WEIGHTED AVERAGE
Dr. Nagendra Kumar Chandrawanshi (Animal Biotechnology)	50.00%	30.00%	20.00%	0.00%	1.70
Prof. Keshav Kant Sahu (Functional Genomics & Proteomics)	33.33%	44.44%	22.22%	0.00%	1.89
Dr. Afaque Quraishi (Functional Genomics & Proteomics)	100.00%	0.00%	0.00%	0.00%	1.00

## Feedback Inventory for Students

### (Questionnaire -3)

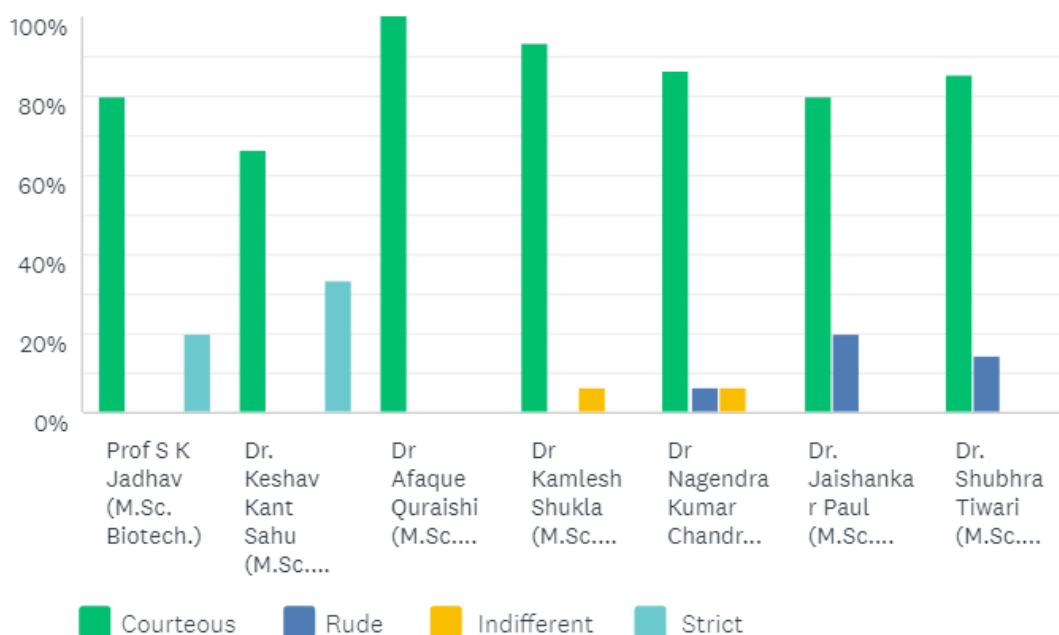


### Overall rating of Faculty

	<b>M.Sc. IV</b>
<b>No. of Student</b>	<b>18</b>
<b>Total Score</b>	<b>3.002</b>

## M.Sc. IV Sem., MAY-JUNE 2019, Q. - III

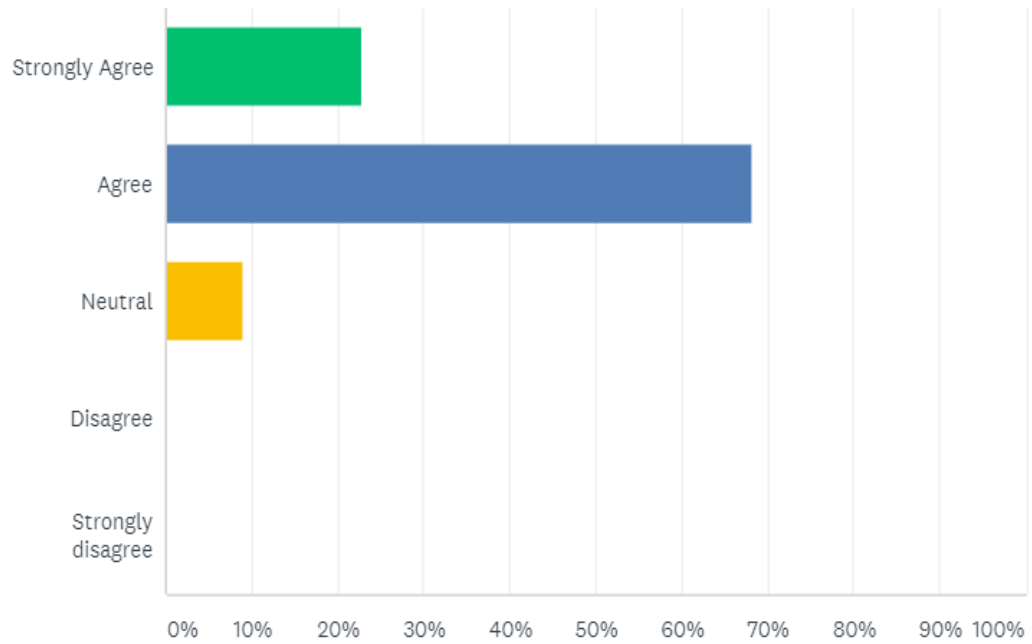
Was the teacher?



Name of the Faculty	VERY GOOD	GOOD	SATISFACTORY	UNSATISFACTORY	WEIGHTED AVERAGE
Prof S K Jadhav (M.Sc. Biotech.)	80.00%	0.00%	0.00%	20.00%	1.60
Dr. Keshav Kant Sahu (M.Sc. Biotech.)	66.67%	0.00%	0.00%	33.33%	2.00
Dr Afaque Quraishi (M.Sc. Biotech.)	100.00%	0.00%	0.00%	0.00%	1.00
Dr Kamlesh Shukla (M.Sc. Biotech.)	93.33%	0.00%	6.67%	0.00%	1.13
Dr Nagendra Kumar Chandrawanshi (M.Sc. Biotech.)	86.67%	6.67%	6.67%	0.00%	1.20
Dr. Jaishankar Paul (M.Sc. Biotech.)	80.00%	20.00%	0.00%	0.00%	1.20
Dr. Shubhra Tiwari (M.Sc. Biotech.)	85.71%	14.29%	0.00%	0.00%	1.14

# Feedback from Parents

Answered: 22 Skipped: 0



---

ANSWER CHOICES	RESPONSES
Strongly Agree	22.73%
Agree	68.18%
Neutral	9.09%
Disagree	0.00%
Strongly disagree	0.00%
TOTAL	22


# Action Taken Report

1. Feedback from Students, Parents and Alumni, analyzed through software (Monkey survey) [https://www.surveymonkey.com/home/?ut\_source=header] dated October 11, 2019.
2. Also discussed in meeting, problem and suggestions has resolved,
3. Through proper discussion and taken action for betterments.

**School of Studies in Chemistry**  
**Action Taken Report**  
**&**  
**Summary of Analysis**  
**Session: 2018 – 19**  
**A. Feedback Inventory for Students**

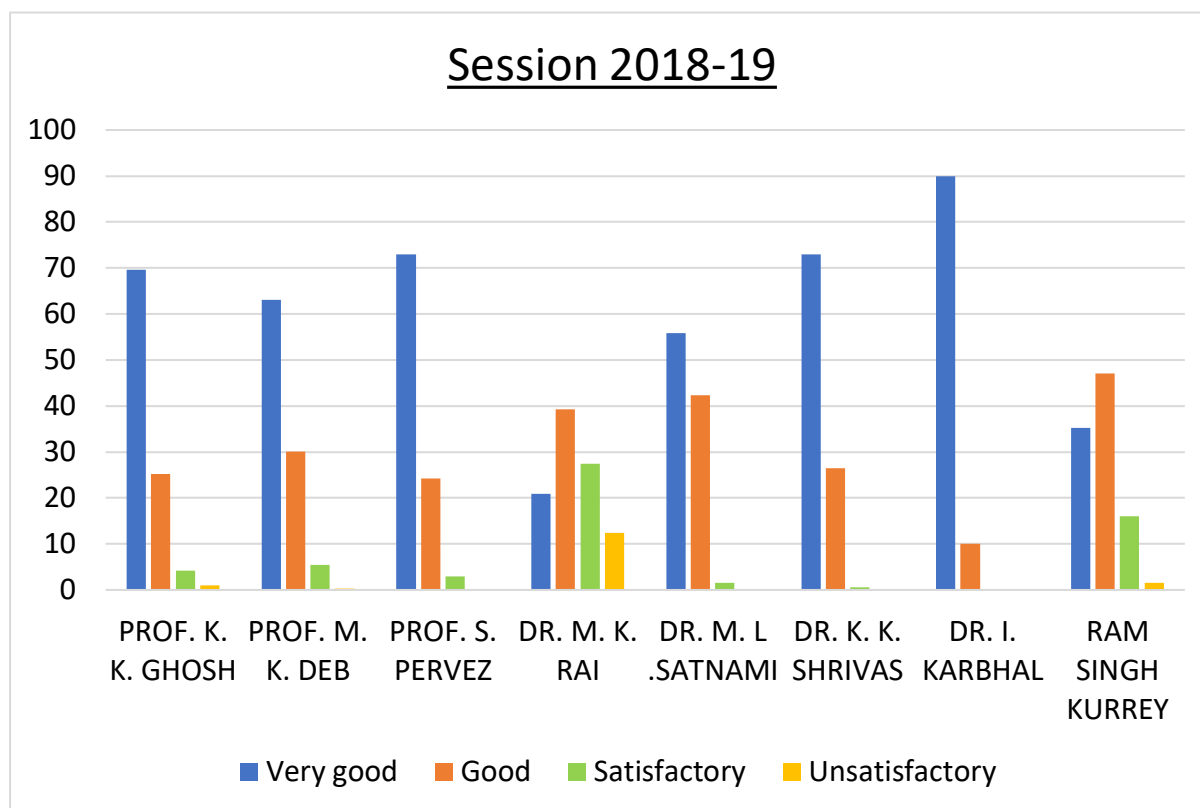
**Parameters of Responses (%) 2018 - 19**

Very Good	Good	Satisfactory	Unsatisfactory	Total Response
46.1	38.9	10.4	4.5	34.00



### Session: 2018 – 19

S.N.	TEACHERS	Very good	Good	Satisfactory	Unsatisfactory
1.	PROF. K. K. GHOSH	69.6	25.2	4.2	1
2.	PROF. M. K. DEB	63.1	30.1	5.5	0.3
3.	PROF. SHAMSH PERVEZ	72.9	24.2	2.9	0
4.	DR. M. K. RAI	20.9	39.2	27.4	12.4
5.	DR. M. L. SATNAMI	55.9	42.4	1.6	0
6.	DR. K. K. SHRIVAS	72.9	26.5	0.6	0
7.	DR. INDRAPAL KARBHAL	89.9	10.1	0	0
8.	RAM SINGH KURREY	35.3	47	16	1.6



## **B. Action Taken Report**

The feedback given by the students were analysed and discussed in Staff council meeting. Suitable action was taken so as to satisfy the expectations of students. This further helped us to improve the teaching methodology and pedagogy as per the expectations of the students.

# School of Studies in Computer Science & IT

Pt. Ravishankar Shukla University, Raipur, Chhattisgarh

## STUDENT FEEDBACK 2018-19

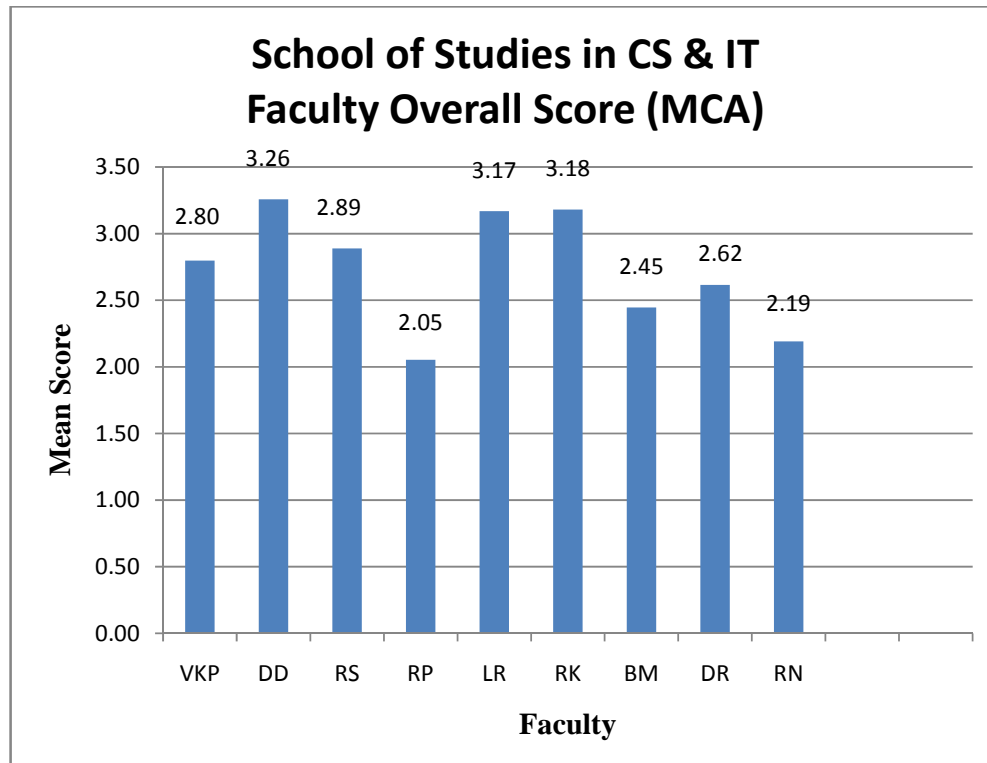
### Abbreviations used

NAMES OF FACULTY			
SK	Dr. Sanjay Kumar	RK	Rubi Kambo
VKP	Dr. V. K. Patle	RP	Ramakant Prasad
DD	Deepak Kumar Deshmukh	LR	Lokesh Rathore
RS	Rahul Singh	BM	Basanti Minj
DR	Dhampal Ramtake	RN	Rajeshwari Netam



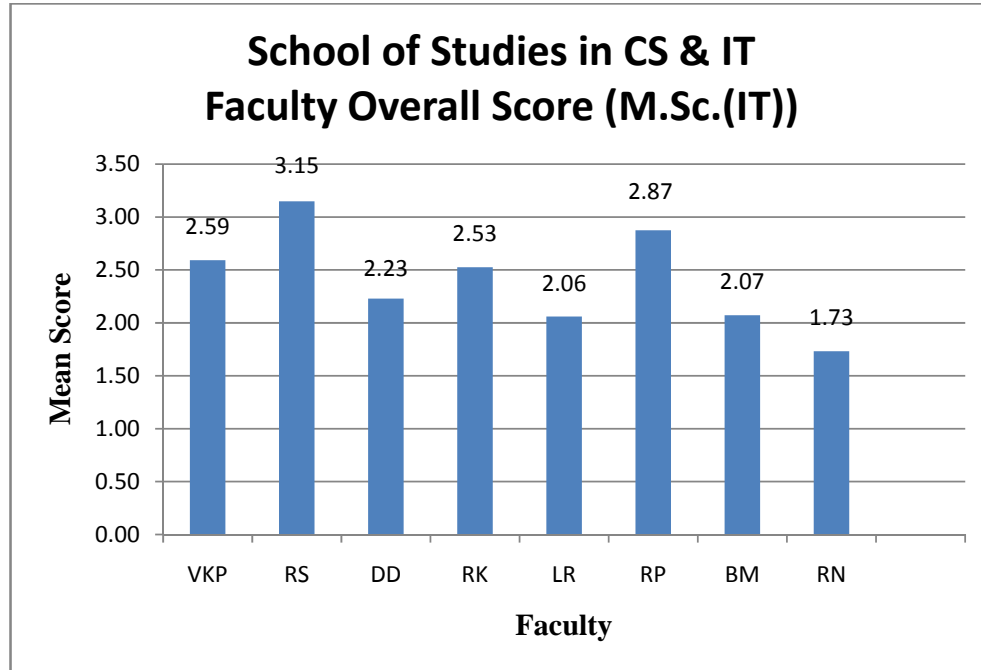
No. of students participating -MCA(93); MSc(IT)(35);M.Phil.(CS)(03)=Total (131) ;  
Total faculty members - Permanent(02), Contract(08).

### MCA

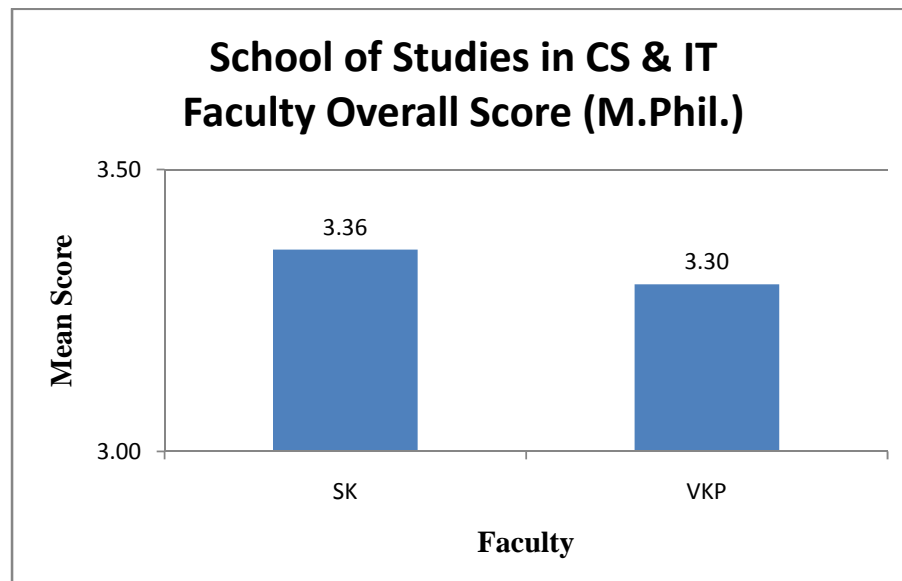




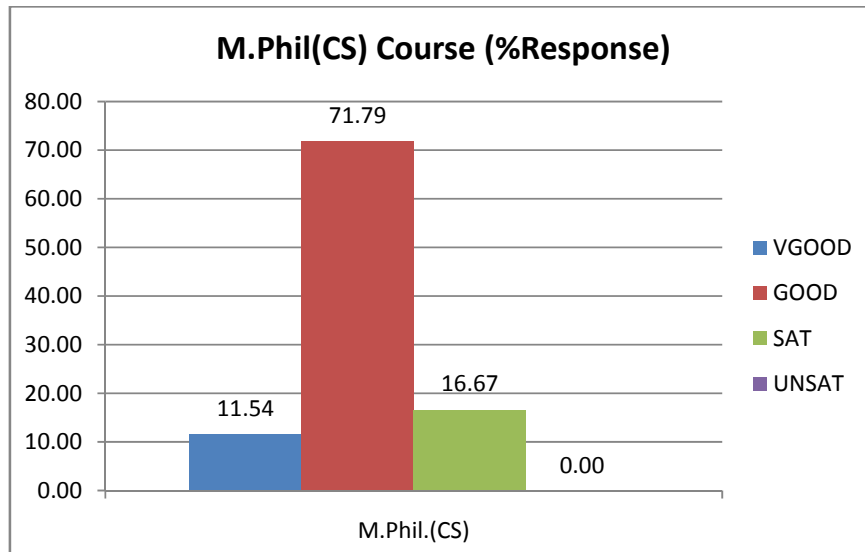
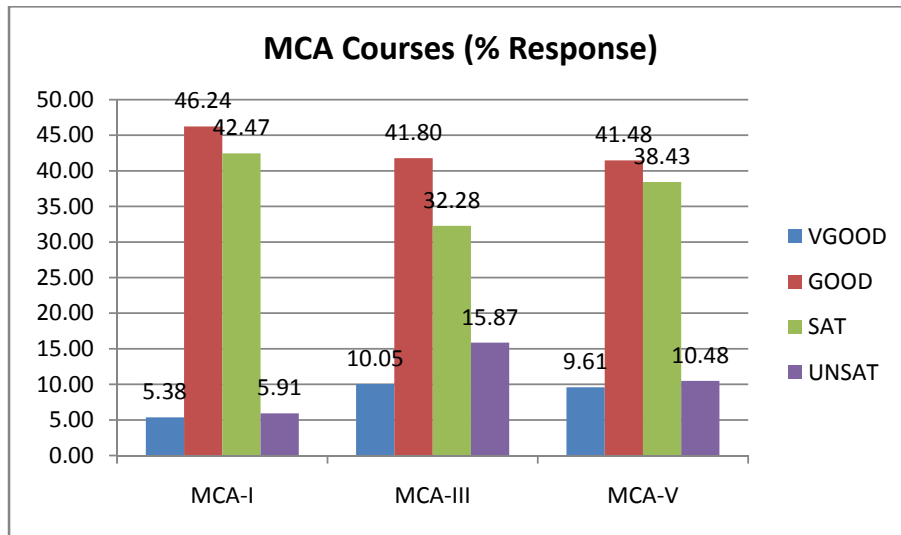
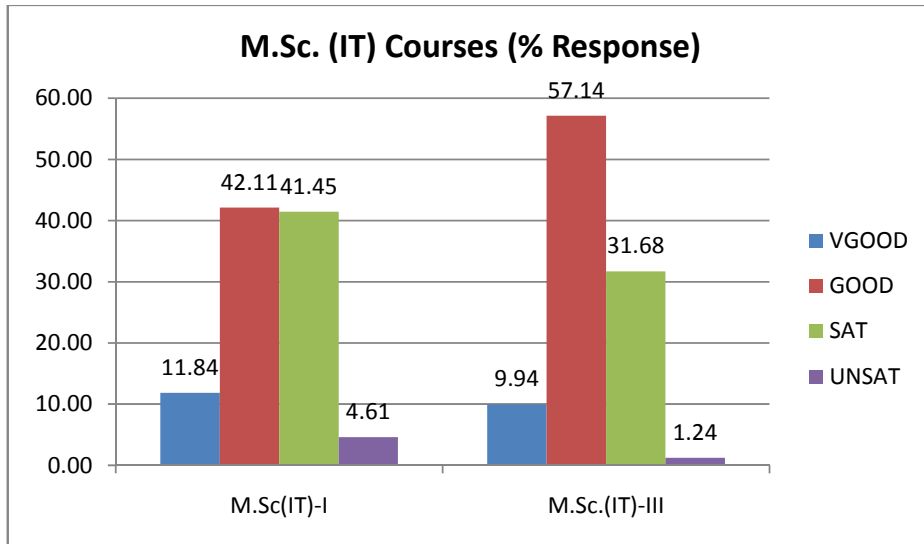
## M.Sc.(IT)



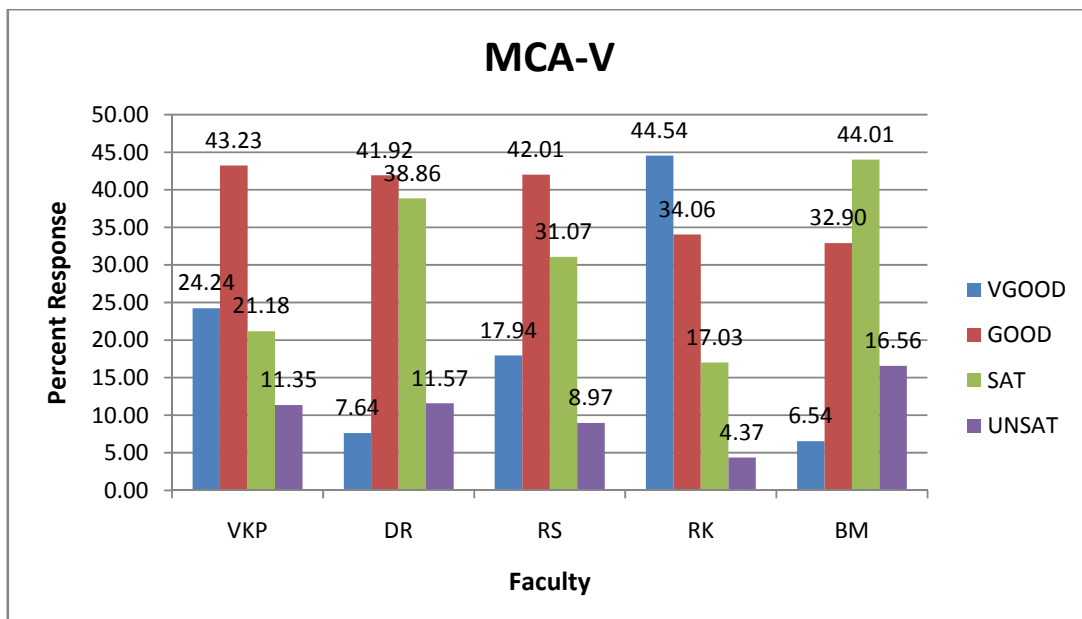
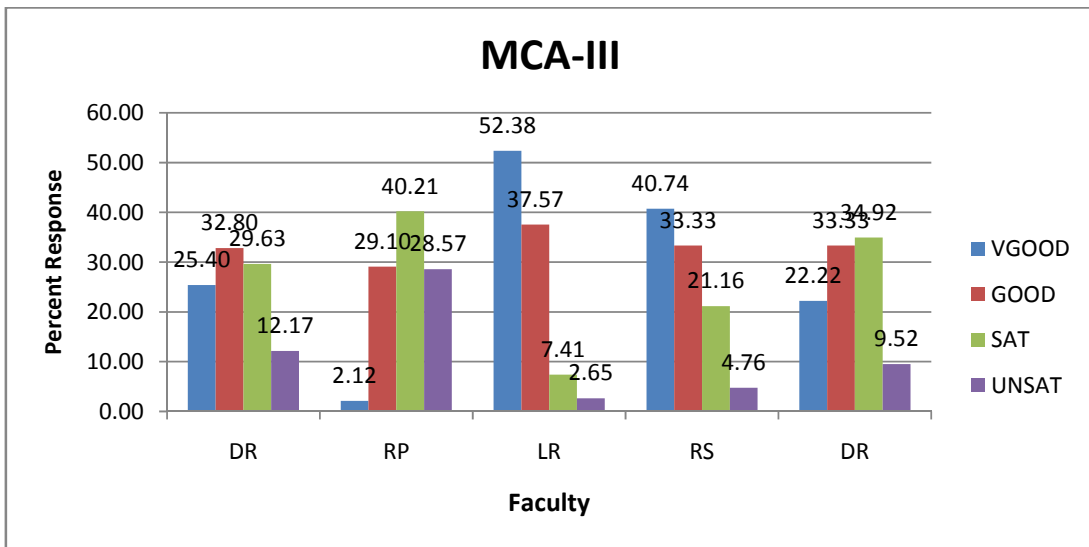
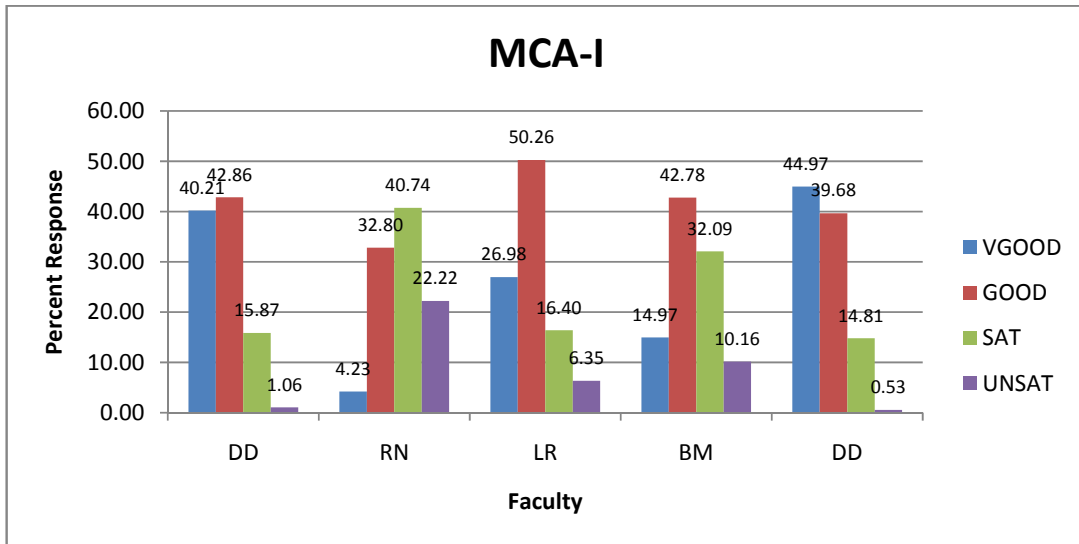
## M.Phil.

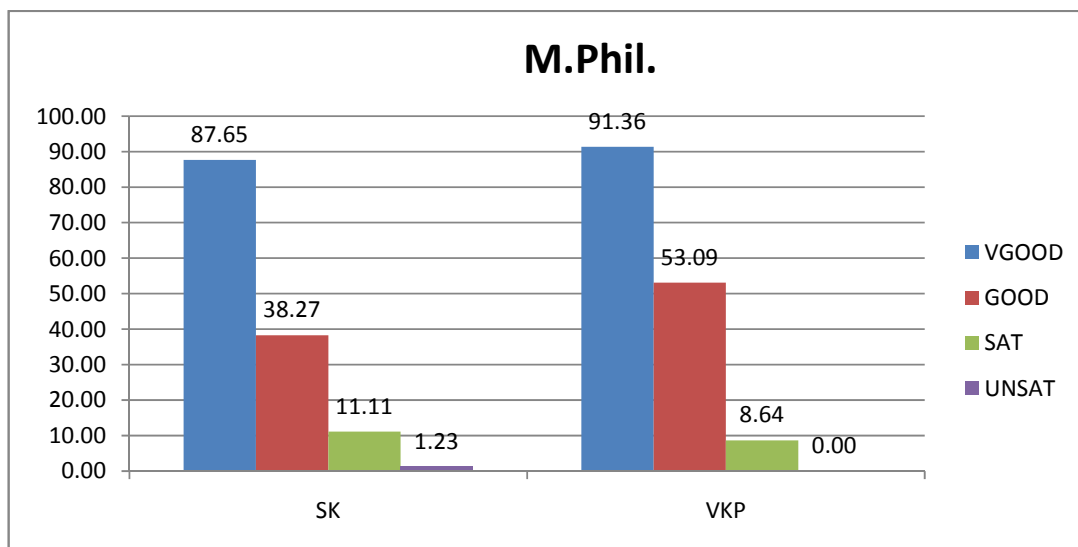
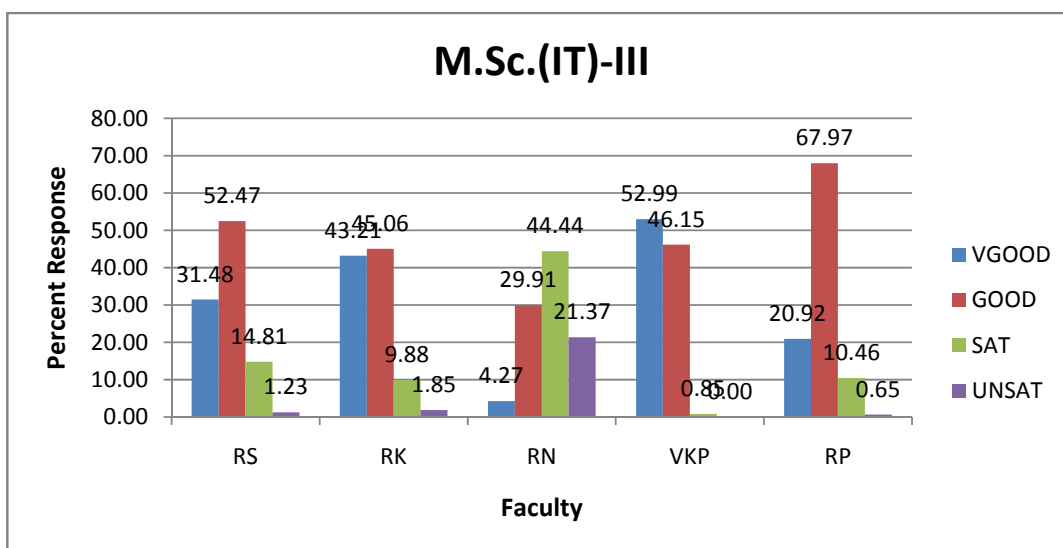
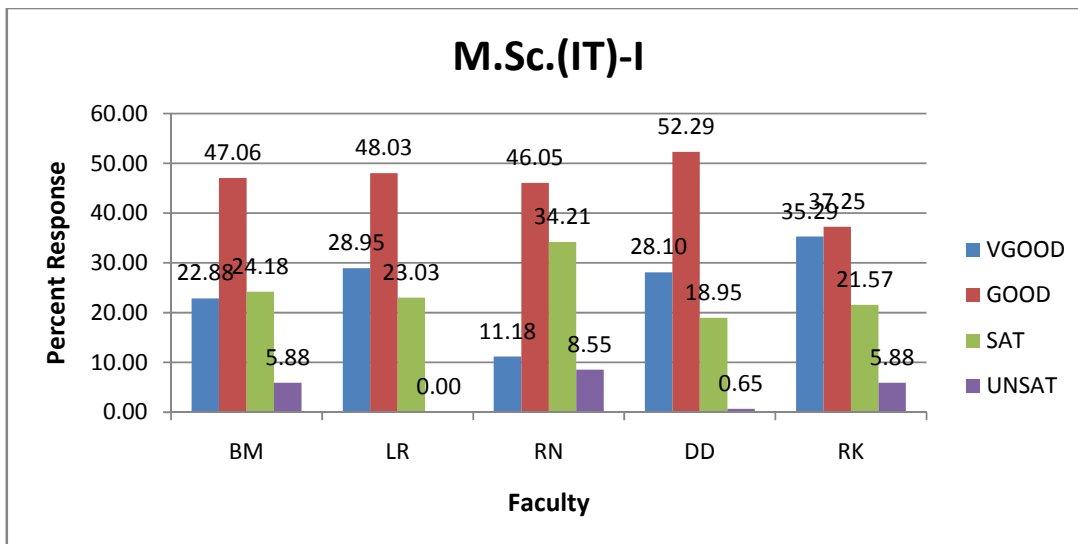


## PERCENT RESPONSE TO COURSES



## PERCENT RESPONSE TO FACULTY





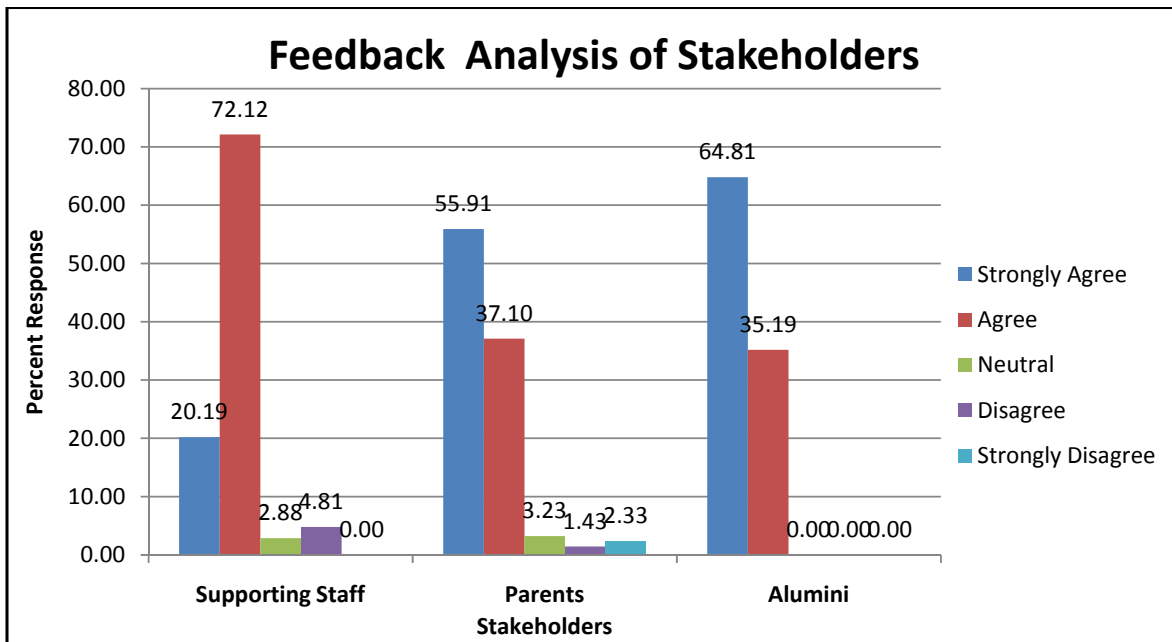
### ACTION TAKEN REPORT

The overall score given by students to the faculty was circulated among the faculty members and necessary directions were given to the teachers for further improvement.

**Head**

## PERCENT RESPONSE TO STAKEHOLDERS

	Strongly Agree	Agree	Neutral	Disagree	Strongly Disagree
<b>Supporting Staff</b>	20.19	72.12	2.88	4.81	0.00
<b>Parents</b>	55.91	37.10	3.23	1.43	2.33
<b>Alumini</b>	64.81	35.19	0.00	0.00	0.00



# SOS IN ECONOMICS

STUDENT FEEDBACK 2018-19

Abbreviations used

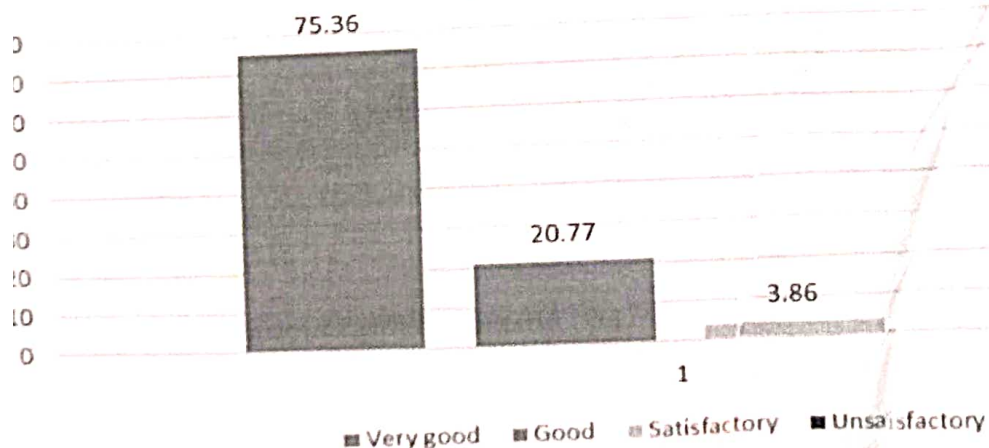
Abbreviations	Name of Faculty
A	Dr. A. K. Pandey
B	Dr. Ravindra Brahme
C	Dr. B. L. Sonekar
D	Dr. Archana Sethi
E	Dr. Sunil Kumeti

SCORING			
4	3	2	1
A	B	C	D
Very good	Good	Satisfactory	Unsatisfactory

No. of students participating –M.A. Economics IV Sem (23) =Total 23  
Total faculty members Permanent (5) = Total 05

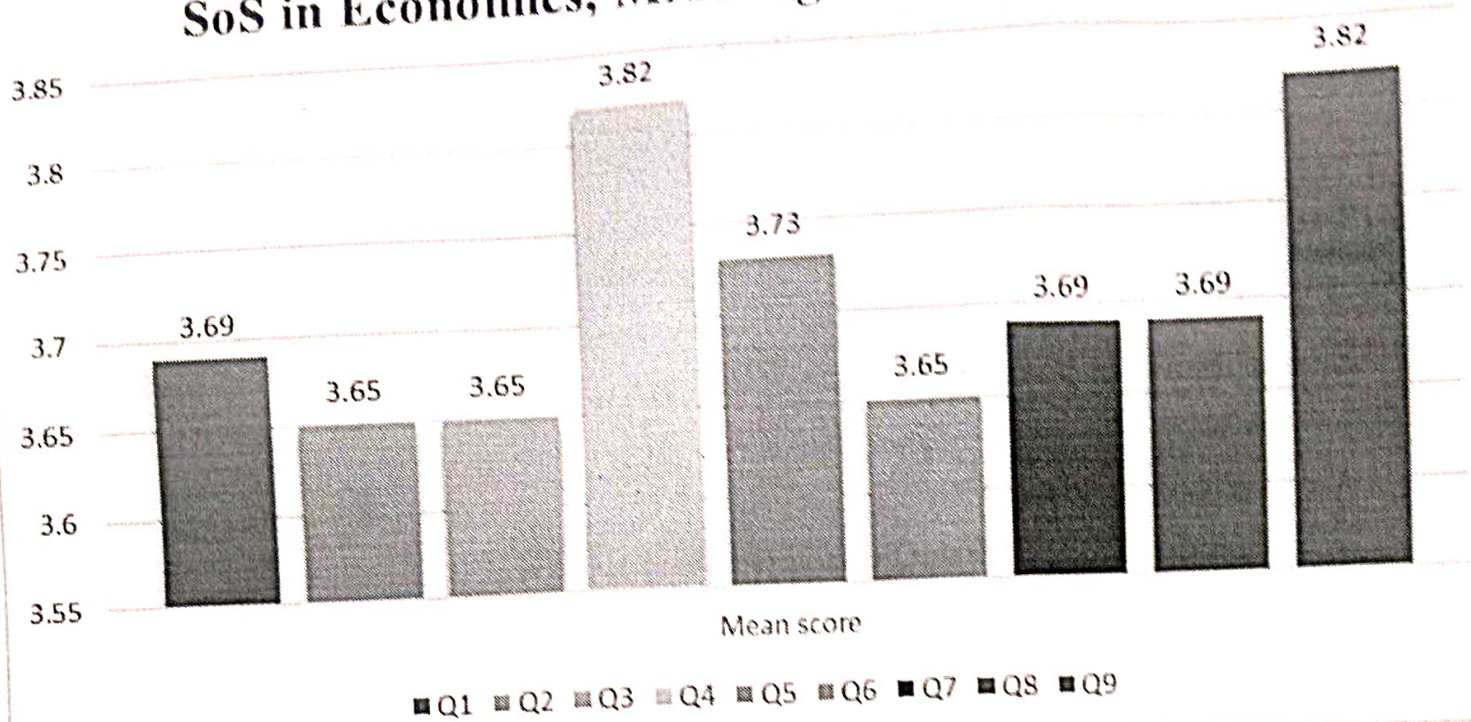
## M.A. Programme Student Feedback

Student Feedback  
SoS in Economics, MA Programme  
(Percentage Score)



## PERCENT RESPONSE


### Student Feedback SoS in Economics, MA Programme (Mean Score)



### Faculty Student Feedback

Abbreviations	Name of Faculty	Mean Score
A	Dr. A. K. Pandey	3.72
B	Dr. Ravindra Brahme	3.75
C	Dr. B. L. Sonekar	3.73
D	Dr. Archana Sethi	3.77
E	Dr. Sunil Kureti	3.75

## Student Feedback SoS in Economics, Faculty Overall Mean Score



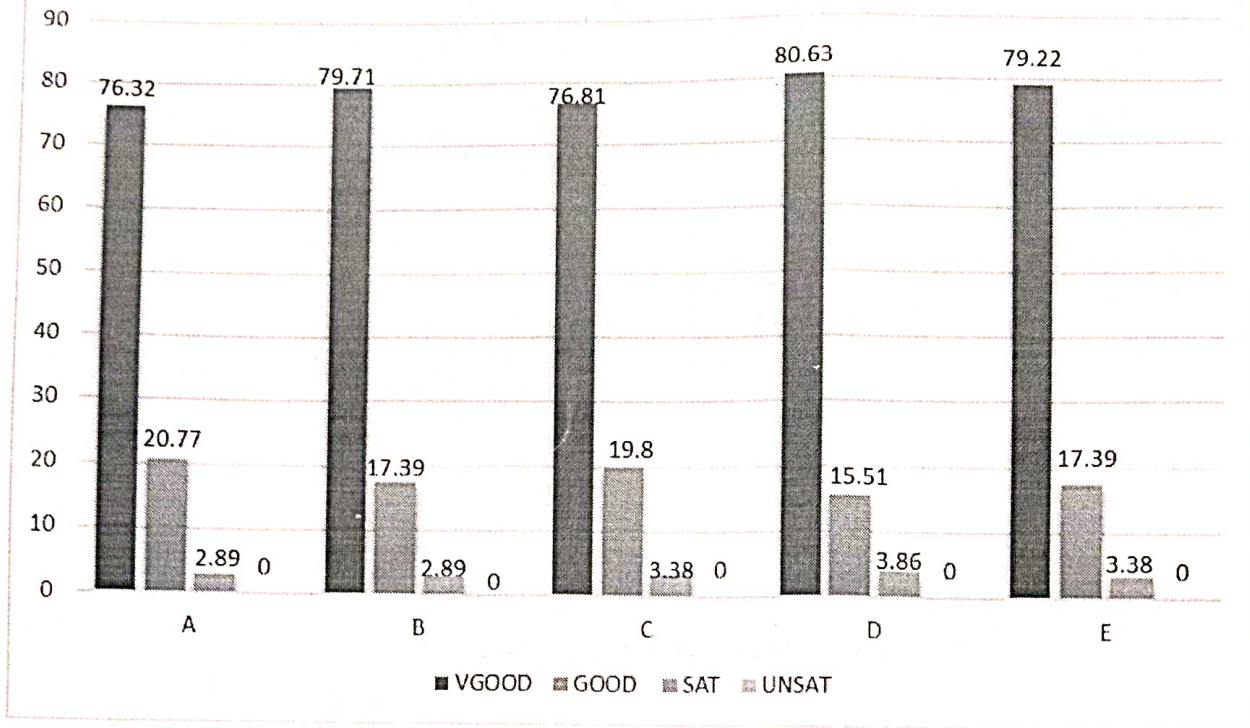
## PERCENT RESPONSE TO FACULTY

### M.A. Economics

FACULTY	VGOOD	GOOD	SAT	UNSAT
A	76.32	20.77	2.89	0
B	79.71	17.39	2.89	0
C	76.81	19.8	3.38	0
D	80.63	15.51	3.86	0
E	79.22	17.39	3.38	0





## Student Feedback SoS in Economics, Faculty Overall Mean Score



### ACTION TAKEN REPORT

The overall score given by students to the faculty was circulated among the faculty members including adhoc members with the request for improvement in teaching.

  
 Dr. Ravindra Borah  
 Professor & Head  
 School of Studies in Economics  
 Pt. B.S.S. University, Raipur (C.G.)

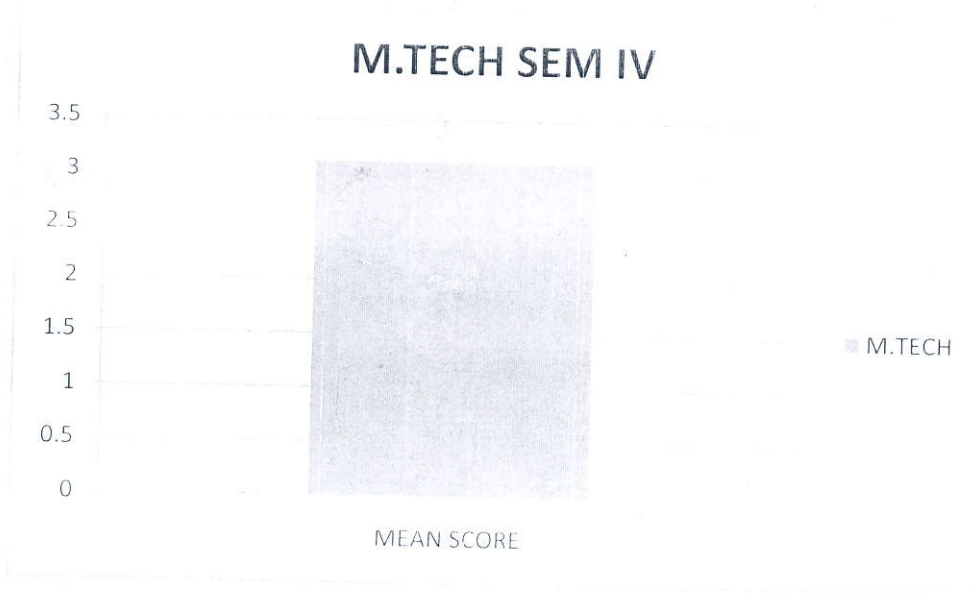
  
 Name of Faculty  
 Professor in charge  
 Student feedback, SLS  


# SOS IN ELECTRONICS AND PHOTONICS

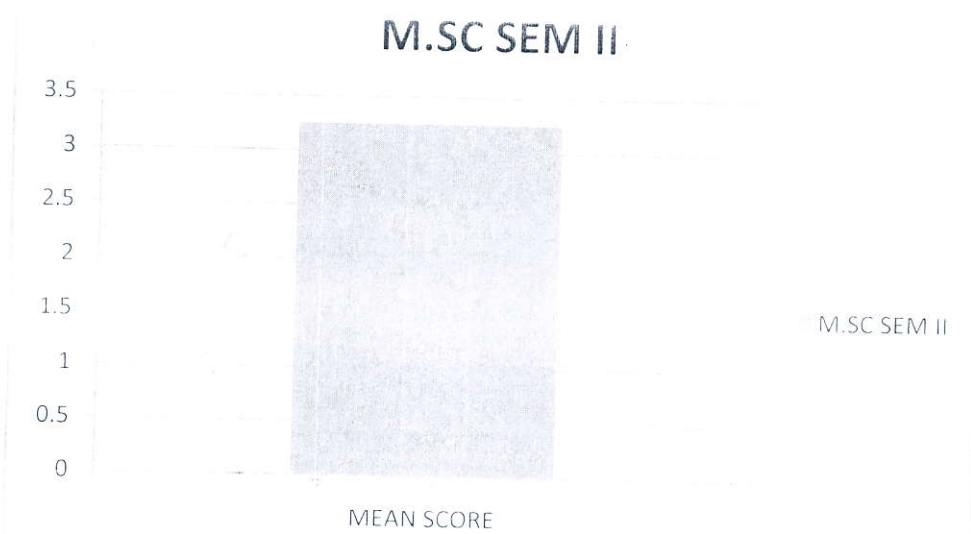
PT. RAVISHANKAR SHUKLA UNIVERSITY, RAIPUR (C.G.)

## STUDENT FEEDBACK FOR COURSE AND FACULTY (2018-19)

### COURSE FEEDBACK



MEAN SCORE
3.11



MEAN SCORE
3.25

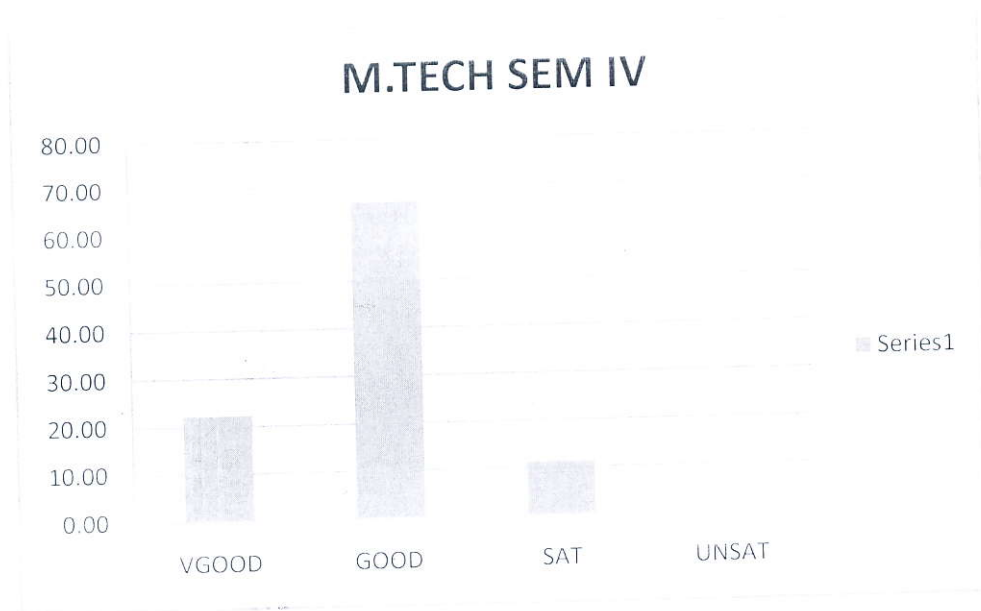
# SOS IN ELECTRONICS AND PHOTONICS

## PT. RAVISHANKAR SHUKLA UNIVERSITY , RAIPUR (C.G.)



MEAN SCORE
3.31

### PERCENT RESPONSE TO COURSE

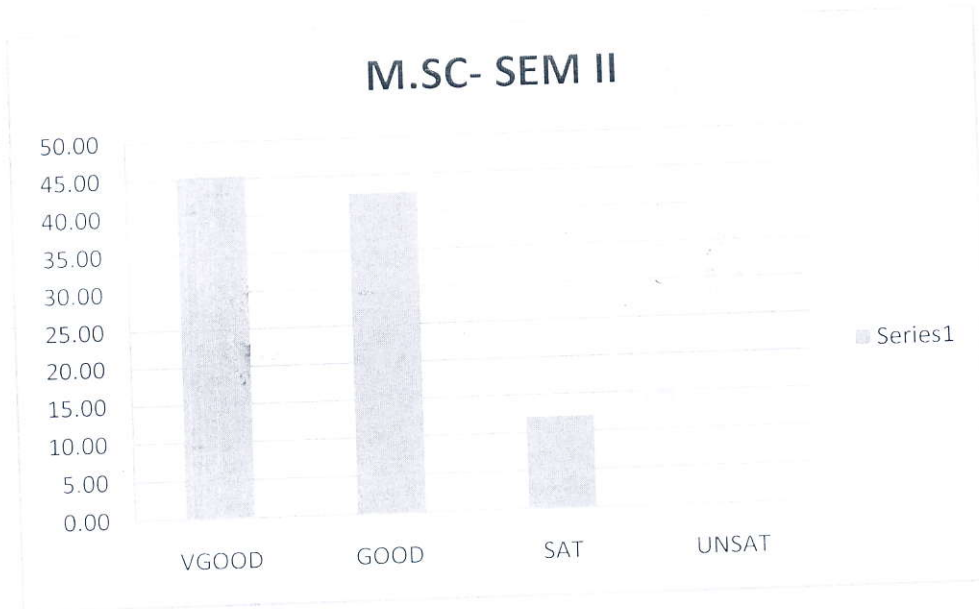


VGOOD	GOOD	SAT	UNSAT	TOTAL
22.22	66.67	11.11	0.00	100

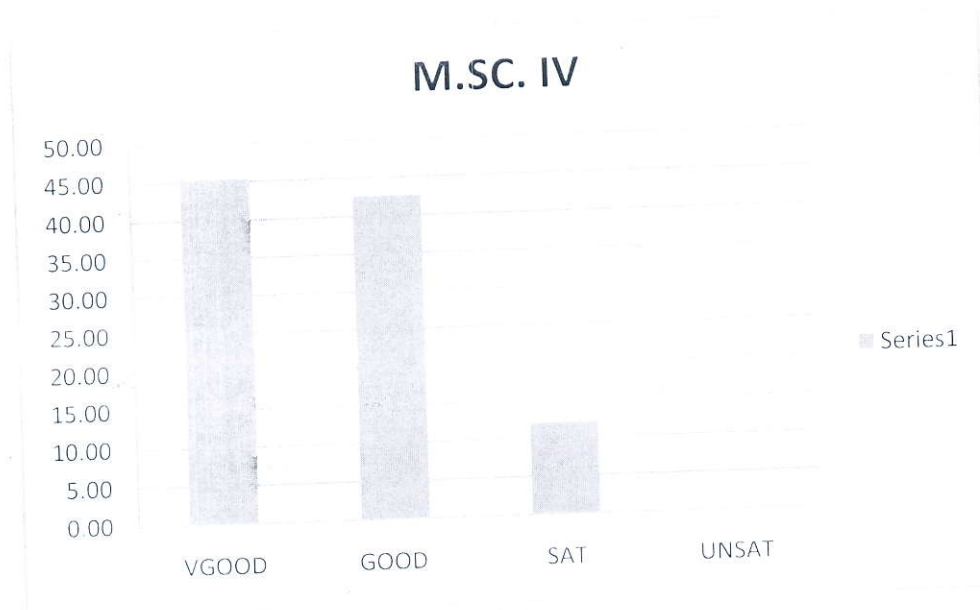
14

# SOS IN ELECTRONICS AND PHOTONICS

## PT. RAVISHANKAR SHUKLA UNIVERSITY , RAIPUR (C.G.)



VGOOD	GOOD	SAT	UNSAT
45.37	42.59	12.04	0.00

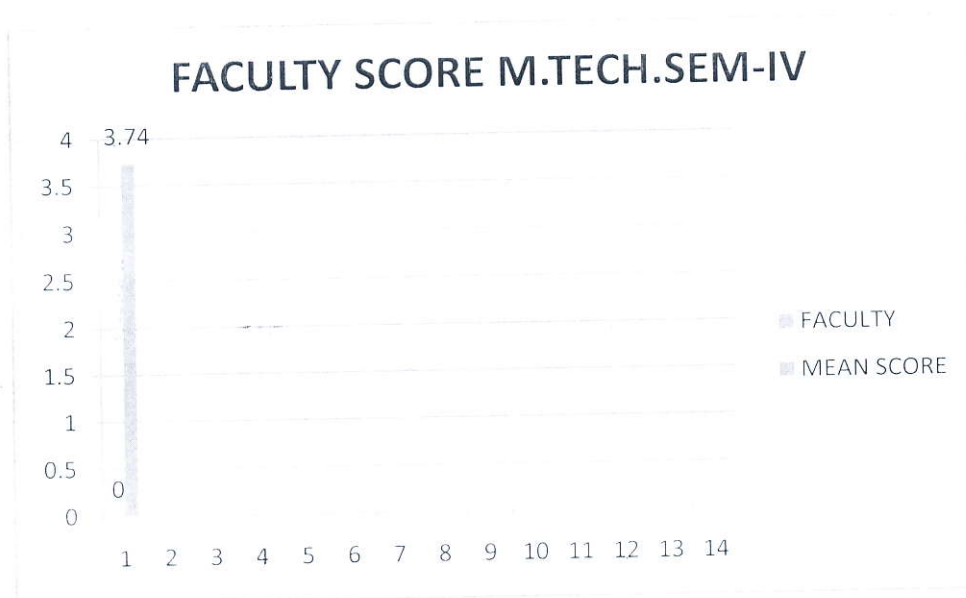


VGOOD	GOOD	SAT	UNSAT
45.37	42.59	12.04	0.00

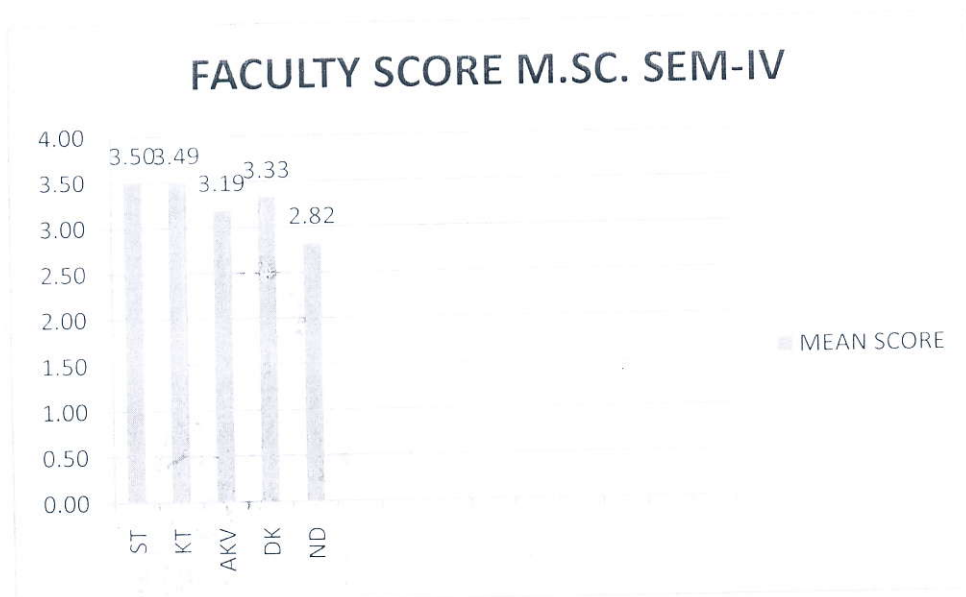
# SOS IN ELECTRONICS AND PHOTONICS

## PT. RAVISHANKAR SHUKLA UNIVERSITY , RAIPUR (C.G.)

### FACULTY FEEDBACK




FACULTY	MEAN SCORE
ST	3.74



FACULTY	MEAN SCORE
ST	3.50
KT	3.49
AKV	3.19
DK	3.33
ND	2.82

# SOS IN ELECTRONICS AND PHOTONICS

PT. RAVISHANKAR SHUKLA UNIVERSITY , RAIPUR (C.G.)

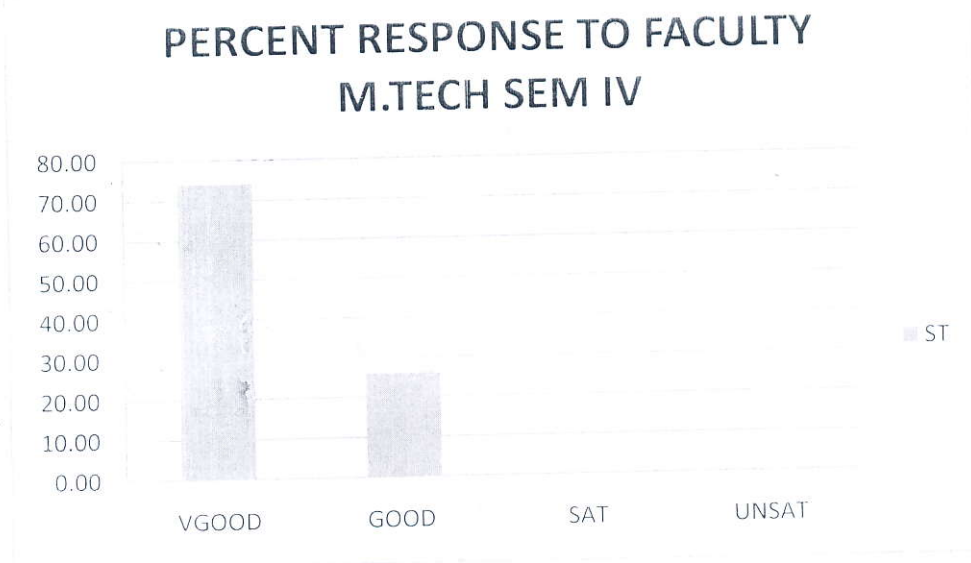


FACULTY	MEAN SCORE
ST	3.44
KT	3.32
AKV	2.97
DK	3.27
ND	2.91

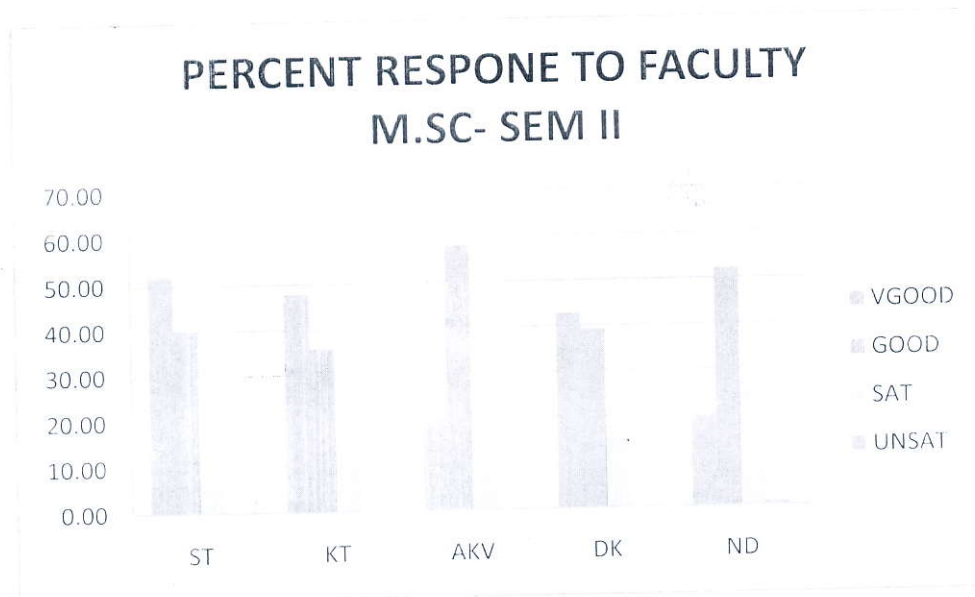
# SOS IN ELECTRONICS AND PHOTONICS

## PT. RAVISHANKAR SHUKLA UNIVERSITY , RAIPUR (C.G.)

### PERCENT RESPONSE TO FACULTY



FACULTY	VGOOD	GOOD	SAT	UNSAT
ST	74.07	25.93	0.00	0

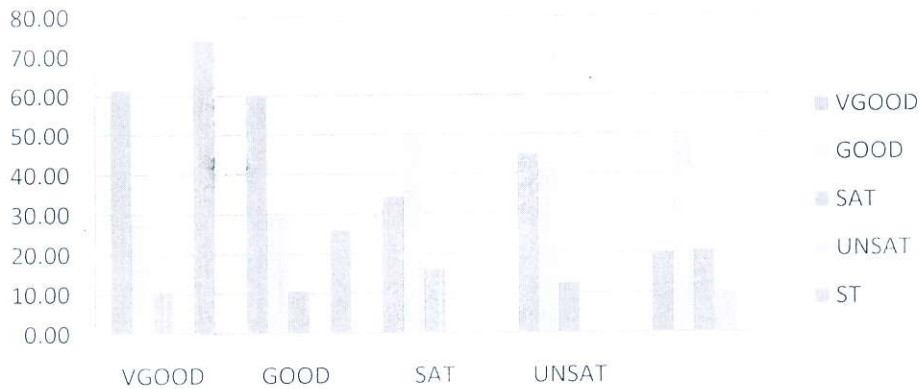


FACULTY	VGOOD	GOOD	SAT	UNSAT
ST	52.13	40.17	7.70	0
KT	47.87	35.89	16.24	0.00
AKV	19.65	58.12	22.23	0.00
DK	42.73	39.32	17.95	0.00
ND	19.66	52.13	27.35	0.86

# SOS IN ELECTRONICS AND PHOTONICS

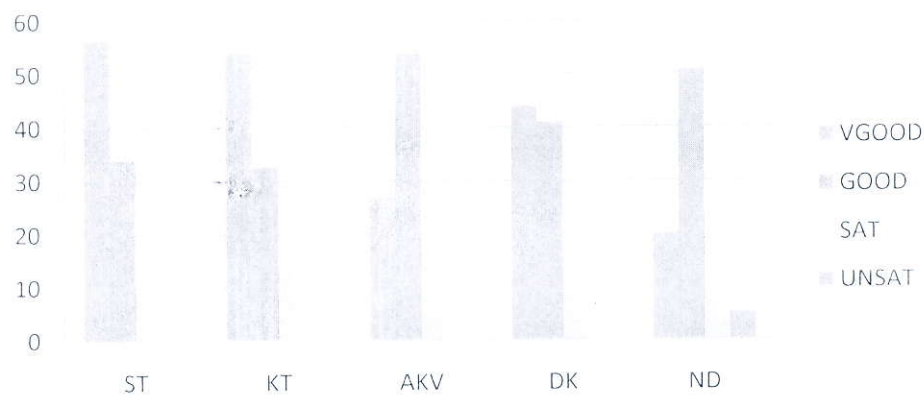
## PT. RAVISHANKAR SHUKLA UNIVERSITY , RAIPUR (C.G.)

### PERCENT RESPONSE TO FACULTY M.SC SEM IV



FACULTY	VGOOD	GOOD	SAT	UNSAT
ST	61.61	27.78	10.61	0
KT	60.10	29.30	10.60	0.00
AKV	34.34	49.50	16.16	0.00
DK	44.95	42.42	12.63	0.00
ND	20.20	49.50	20.70	9.60

### OVERALL PERCENT RESPONSE TO FACULTY



FACULTY	VGOOD	GOOD	SAT	UNSAT
ST	56.57	33.98	9.16	0
KT	53.985	32.6	13.42	0
AKV	26.99	53.81	19.195	0
DK	43.84	40.87	15.29	0
ND	19.93	50.81	24.025	5.23



Magazine

**SCHOOL OF STUDIES IN ELECTRONICS & PHOTONICS**  
**PT. RAVISHANKAR SHUKLA UNIVERSITY, RAIPUR (C.G.)**

**ACTION TAKEN REPORT ON FEEDBACK FROM STUDENTS OF M.SC.  
& M.TECH (SESSION 2018-19)**

Feedback form, in prescribed format had been collected from students of M.Sc. & M.Tech. (session 2014-15). Free and frank opinion of students on classroom teaching of individual teachers, the course content, laboratory experiments & overall atmosphere of the department, written in feedback form, were made open to all teachers form, were made open to all teachers and examined critically

Staff members discussed the implications of the students feedback and to strategize how to make students experiences more pleasant and seamless. Student feedback has provided staff and faculty with meaningful information that initiates fruitful and insightful conversations and results in significant actions to change programs, pedagogical approaches, and so forth. The actions that were taken as a result of feedback from this survey are summarized below.

- The general comment, received from majority of students regarding the classroom teaching skill of the entries department is good. There was query on use of modern teaching skills.

**Action Taken**

In spite of good performance all the teachers have been advised it enhances their mode of teaching to the best capabilities. All the teacher are computer literate and use technology for class room teaching.

- Enhancement of internet facilities

Internet facility is accessible to student in computer laboratory which students use in their practical and other works. Student and other staff were training to use computers, internet sent e-mails etc through ASC of University. A part from this they did T.B.T. practical through which they learned to use power point, excel, word document etc.

- The students also made comments on the content of syllabi. Majority of students are satisfied with the syllabi, some felt that the course content is a little lengthy

**Action Taken**

The meeting of board of studies (BOS) in electronics is held every year and syllabi of all the theory papers are reviewed and the course content are revised. charged if Necessary.

- Student gave feedback on Networking internet facility of computer lab. According to them, it should be strengthened.

**Action Taken**

Process for enhancing /upgrading internet facilities has already been started in terms of procuring more numbers of computers , hardware/software tools for networking. Antivirus etc.

Majority Students Commented on lack of appropriate number of teaching faculty in the department .They felt that the posts should be filled as early as possible.


**Action Taken:** As per UGC Regulation 2018all the vacant teaching position are in the process of advertisement by the University and to be filled very soon.

- Required for formation of Alumni association and meet .

**Action Taken :** Alumni meet will be organized and all the past students from last batches will be invited for the function. Students participating in the function and shared their experiences about the department ,course and teachers, they also shared their experiences about their job. All this helped the student teachers to know more about the profession and also united all the students in one bond. Alumni association was formed and it also get registered.

- Software training for students

**Action Taken:** SOS Electronics with IUAC New Delhi organizing Expeyes Workshop National Mission on Education through Information Communication through Technology, launched by MHRD, Govt. of India.

  
**HEAD**  
S.O.S. in Electronics & Photonics  
Pt. Ravishankar Shukla University  
RAIPUR (C.G.) 492 010



### STUDENT FEEDBACK (2018-19)

#### Abbreviations used

NAME OF THE FACULTY		
1	Prof. M. K. Deb	A
2	Prof. S. Pervez	B
3	Dr. B. L. Sahu	C
4	Mr. Suryakant Chakradhari	D
5	Mr. Ankit Yadav	E
6	Mr. Sagar Kumar Rajak	F

SCORING			
4	3	2	1
A	B	C	D
Very good	Good	Satisfactory	Unsatisfactory



**SCHOOL OF STUDIES IN ENVIRONMENTAL SCIENCE**  
Pt. Ravishankar Shukla University, Raipur – 492010, Chhattisgarh, phone: 0771-2262843

Date:

**PERCENT RESPONSE TO FACULTY (2018-19)**

**M.Sc. I, II semester**

FACULTY	V.GOOD	GOOD	SAT	UNSAT
A	38.89	55.56	5.56	00
B	33.33	55.56	11.11	00
C	33.33	61.11	5.56	00
D	11.11	77.78	11.11	00
E	27.78	50.00	22.22	00
F	22.22	55.56	22.22	00

**M.Sc. III, IV semester**

FACULTY	V.GOOD	GOOD	SAT	UNSAT
C	40.00	46.67	13.33	00
D	26.67	53.33	20.00	00
E	0.00	0.00	0.00	00
F	13.33	66.67	20.00	00

**ACTION TAKEN REPORT**

The overall score given by students to the faculty was circulated among the faculty members with the request for improvement in teaching.

Head


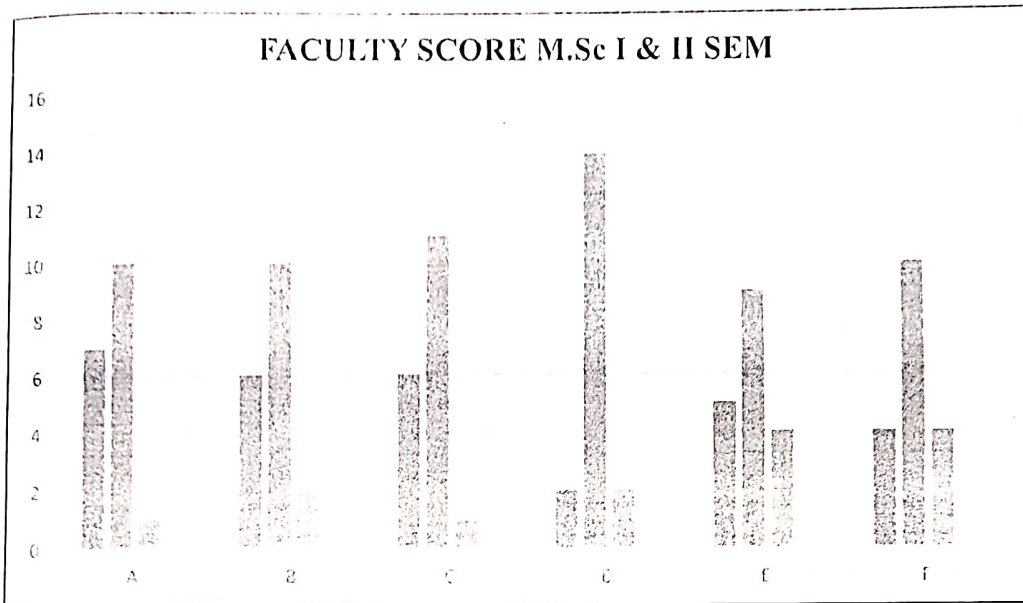
**Head**

S.O.S. In Environmental Science  
Pt. Ravishankar Shukla University  
Raipur (C.G) 492 010



**SCHOOL OF STUDIES IN ENVIRONMENTAL SCIENCE**  
Pt. Ravishankar Shukla University, Raipur – 492010, Chhattisgarh, phone: 0771-2262843

2018-19



18-12-2019

Head  
S.O.S. in Environmental Scie.  
Pt. Ravishankar Shukla University  
Raipur (C.G.) 492 010

**School of Studies in Geology and Water Resources Management  
Pt. Ravishankar Shukla University, Raipur 492 010**

---

**Student Feedback 2018-19**

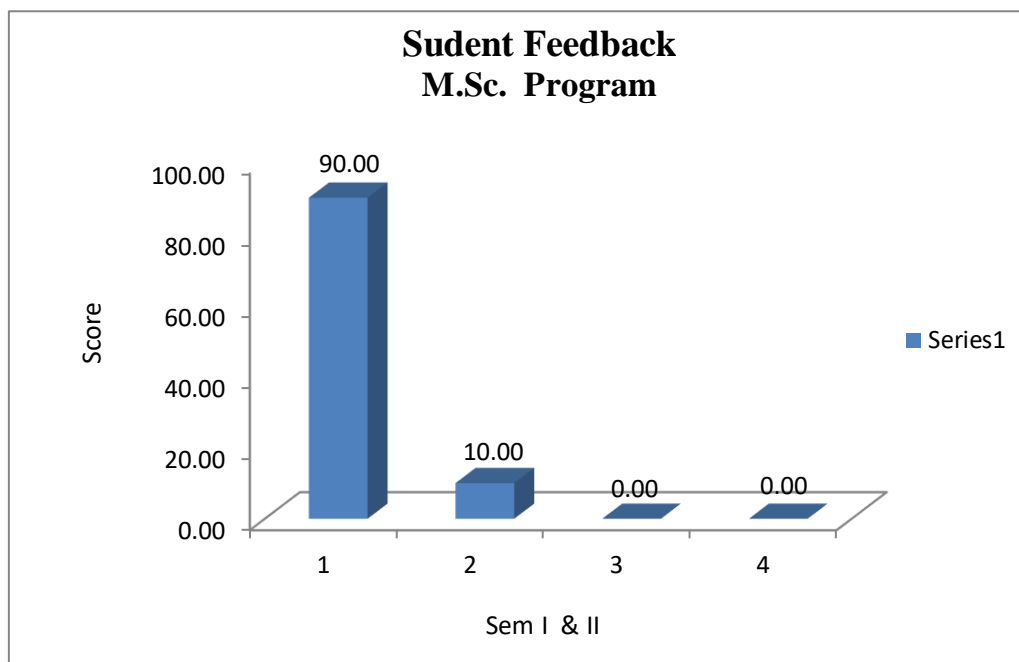
**NAMES OF FACULTY**

NAMES OF FACULTY	Abbreviations used
Dr. M.W.Y. Khan	A
Dr. S.K. Pande	B
Dr. N. Bodhankar	C
Dr. K.R. Hari	D

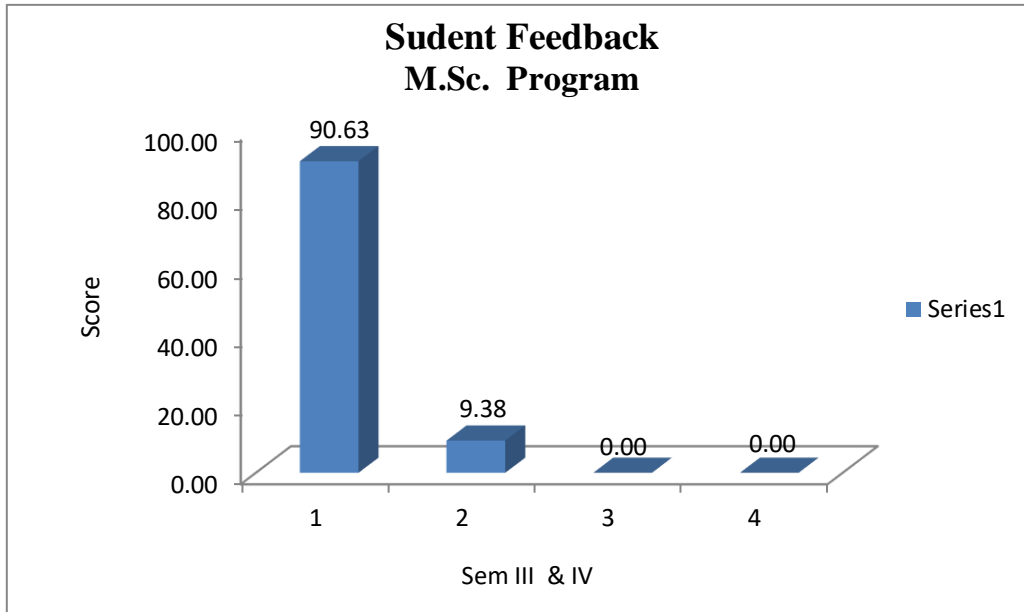
No. of students participating – M.Sc. Geology (31)

<b>SCORING</b>			
4	3	2	1
<b>A</b>	<b>B</b>	<b>C</b>	<b>D</b>
VERY GOOD	GOOD	SATISFACTORY	UNSATISFACTORY

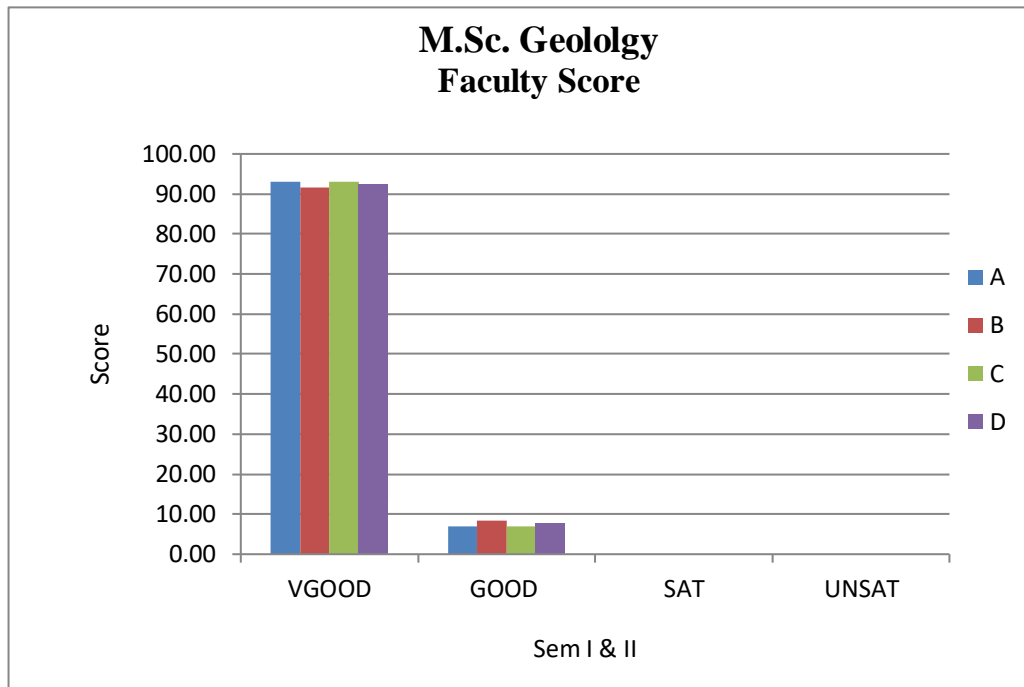
**STUDENT FEEDBACK**



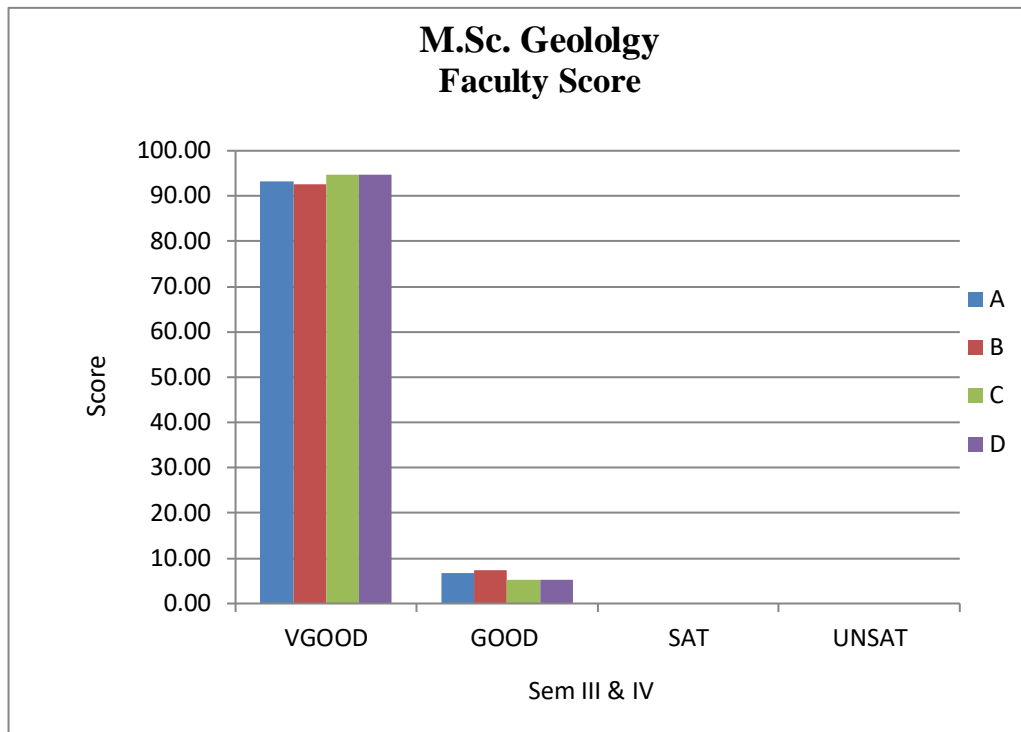
## STUDENT FEEDBACK



## SCORE OF A, B, C & D FACULTIES FOR M.Sc. Geology



## SCORE OF A, B, C & D FACULTIES FOR M.Sc. Geology



**Head**



प्राध्यापक फीस केंद्र

सत्र 2018-19 में निम्नलिखित शिक्षकों का फीस केंद्र लिखा गया -

प्रो. काशा रमेश पाल	विभागाध्यक्ष
डॉ. डी. एम. सुटे	सहायक प्राध्यापक
डॉ. कस्तूर कुश्वरी	सहायक प्राध्यापक
डॉ. सीमा पाल	अतिथि सहायक प्राध्यापक

फीस केंद्र देने वाले छात्र-छात्राएँ

सम. ए. प्रथम एवं द्वितीय सेमेस्टर

- (1) अमित कर्मा
- (2) आरती पाण्डेय
- (3) आयुशोष गोपाल
- (4) भूपेन्द्र कुमार
- (5) जावेद
- (6) जगृति
- (7) शीमा सोनडर
- (8) वनिता कुमारी
- (9) सपना साहू
- (10) शिवन कुमार

सम. ए. तृतीय एवं चतुर्थ सेमेस्टर

- (1) यन्त्रेश कटेन्द्र
- (2) ईश्वर लाल
- (3) लक्ष्मी आदिभ्य
- (4) लक्ष्मी गजेन्द्र
- (5) ममता संगार
- (6) निरिवाता कुर्दे
- (7) ओम प्रकाश
- (8) प्रियंका सोफा
- (9) पुष्कराज डेवोगन
- (10) सचिन अर्चना

Alankar

11. सखी सोनी

12. विकास डिप्टी

एम. किल

(1) क्षति-

(2) गिरावटी

(3) मरना

(4) तेजसा

(5) वर्षा

प्रश्नावली - 1

Table-1

पाठ्यक्रम में विषयवस्तु की संरचना Project Work सहित-

क्र.	पैरामीटर	आवृत्ति	प्रतिशत
1	अतिउत्तम	20	80
2	उत्तम	05	20
3	संतोषप्रद	—	—
4	असंतोषप्रद	—	—

पाठ्यक्रम में विषयवस्तु की संरचना Project Work सहित के संबंध में 80% छात्रों ने अति उत्तम एवं 20% छात्रों ने उत्तम अंक प्राप्त किए।

इसका अर्थ है कि इस पाठ्यक्रम से प्राप्त अंकों में 100% विद्यार्थी संतुष्ट हो सकते हैं।

Table-2

पाठ्यक्रम कितने पूरा हुआ-

क्र.	पैरामीटर	आवृत्ति	प्रतिशत
1	अतिउत्तम	25	100
2	उत्तम	—	—
3	संतोषप्रद	—	—
4	असंतोषप्रद	—	—

पाठ्यक्रम कितने पूरा हुआ के संबंध में 100% छात्रों ने अति उत्तम कहा। उष्ण का अर्थ भी विद्यार्थी पाठ्यक्रम के अंतर्गत नहीं है अर्थात् 100% विद्यार्थी संतुष्ट रहे जा सकते हैं।

Table-3

वास्तविक-जीवन में पाठ्यक्रम कितना उपयोगी है

क्र.	प्रेरणीय	आवृत्ति	प्रतिशत
1	अति उत्तम	20	80
2	उत्तम	05	90
3	संतोषप्रद	-	-
4	असंतोषप्रद	-	-

वास्तविक-जीवन में पाठ्यक्रम की उपयोगिता के संबंध में 80% छात्रों ने अति उत्तम एवं 20% छात्रों ने उत्तम कहा। उष्ण का अर्थ भी विद्यार्थी पाठ्यक्रम की उपयोगिता के अंतर्गत नहीं है अर्थात् 100% विद्यार्थी संतुष्ट रहे जा सकते हैं।

Table-4

अधिगम मूल्य (ज्ञान संतुलन, कस्तूरि, विवेक-योग्यता इतिहास का विस्तार

क्र.	प्रेरणीय	आवृत्ति	प्रतिशत
1	अति उत्तम	10	40
2	उत्तम	10	40
3	संतोषप्रद	05	90
4	असंतोषप्रद	-	-

अधिगम मूल्य के संबंध में 40% छात्रों ने अति उत्तम, 40% छात्रों ने उत्तम एवं 20% छात्रों ने संतोषप्रद कहा। उष्ण का अर्थ भी विद्यार्थी अधिगम मूल्य के अंतर्गत नहीं है अर्थात् 100% विद्यार्थी संतुष्ट रहे जा सकते हैं।

Table-5

पाठ्य सामग्री की स्पष्टता और प्रासंगिकता

क्र.	प्रेरणीय	आवृत्ति	प्रतिशत
1	अति उत्तम	20	80
2	उत्तम	05	20
3	संतोषप्रद	-	-
4	असंतोषप्रद	-	-

पाठ्यसाधनों के संकंध में 80% छात्रों ने अति उत्तम एवं 20% छात्रों ने उत्तम अंक।

इसका क कोई भी विद्यार्थी पाठ्यसाधनों के असंतुलन नहीं है अर्थात् 100% विद्यार्थी संतुल्य अंक प्राप्त कर सकते हैं।

Table-6

अन्य स्रोत साधनों की प्रासंगिकता

क्र.	पैरामीटर	आवृत्ति	प्रतिशत
1	अति उत्तम	15	60
2	उत्तम	10	40
3	संतोषप्रद	—	—
4	असंतोषप्रद	—	—

अन्य स्रोत साधनों की प्रासंगिकता के संकंध में 60% छात्रों ने अति उत्तम एवं 40% छात्रों ने उत्तम अंक।

इसका क कोई भी विद्यार्थी पूर्णकाल से असंतुलन नहीं है अर्थात् 100% विद्यार्थी संतुल्य अंक प्राप्त कर सकते हैं।

Table-7

छात्रों का वांछित प्रयास

क्र.	पैरामीटर	आवृत्ति	प्रतिशत
1	अति उत्तम	05	20
2	उत्तम	10	40
3	संतोषप्रद	10	40
4	असंतोषप्रद	—	—

छात्रों का वांछित प्रयास के संकंध में 20% छात्रों ने अति उत्तम, 40% छात्रों ने उत्तम एवं 40% छात्रों ने संतोषप्रद अंक।

इसका क कोई भी विद्यार्थी वांछित प्रयास से असंतुलन नहीं है अर्थात् 100% विद्यार्थी संतुल्य अंक प्राप्त कर सकते हैं।

Table-8

प्रतिपुष्टि के लिए पर्याप्त समय का प्रबंधन

क्र.	पैरामीटर	आवृत्ति	प्रतिशत
1	अति उत्तम	—	—
2	उत्तम	15	60
3	संतोषप्रद	10	40
4	असंतोषप्रद	—	—

प्रतिपुष्टि के लिए पर्याप्त समय का प्रावधान के  
में 60% छात्रों ने उत्तम एवं 40% छात्रों ने सीतोषप्रद म्म  
कसा क कौरि की विद्यार्थी प्रतिपुष्टि से असंतुष्ट नहीं है  
अर्थात् 100% विद्यार्थी संतुष्ट रहे जा सकते हैं।

Table - 9

## समग्र आंकलन

क्र.	पैरामीटर	आवृत्ति	प्रतिशत
1	अतिउत्तम	—	—
2	उत्तम	10	40
3	सीतोषप्रद	15	60
4	असीतोषप्रद	—	—

समग्र आंकलन के संबंध में 40% छात्रों ने उत्तम  
एवं 60% छात्रों ने सीतोषप्रद म्म।  
कसा क कौरि की विद्यार्थी समग्र आंकलन के असंतुष्ट  
नहीं है अर्थात् 100% छात्र संतुष्ट रहे जा सकते हैं।

प्रश्नावली - 2

क्र.	वहुत अच्छा				अच्छा				संतोषप्रद				असंतोषप्रद			
	APP	DNK	BN	SP	APP	DNK	BN	SP	APP	DNK	BN	SP	APP	DNK	BN	SP
1	R 20	15	15	15	05	05	05	05	-	05	05	05	-	-	-	-
1	Y. 80	60	60	60	20	20	20	20	-	20	20	20	-	-	-	-
2	R 25	20	20	20	-	05	05	05	-	-	-	-	-	-	-	-
2	Y. 100	80	80	80	-	20	20	20	-	-	-	-	-	-	-	-
3	R 20	15	15	15	05	10	10	10	-	-	-	-	-	-	-	-
3	Y. 80	60	60	60	20	40	40	40	-	-	-	-	-	-	-	-
4	R 15	15	15	15	10	05	05	05	05	05	05	05	-	-	-	-
4	Y. 60	60	60	60	40	20	20	20	-	20	20	20	-	-	-	-
5	R 25	20	20	20	-	05	05	05	-	-	-	-	-	-	-	-
5	Y. 100	80	80	80	-	20	20	20	-	-	-	-	-	-	-	-
6	R 20	15	15	15	05	05	05	05	-	05	05	05	-	-	-	-
6	Y. 80	60	60	60	20	20	20	20	-	20	20	20	-	-	-	-
7	R 15	10	10	10	05	10	10	10	05	05	05	05	-	-	-	-
7	Y. 60	40	40	40	20	40	40	40	20	20	20	20	-	-	-	-
8	R 25	20	20	20	-	05	05	05	-	-	-	-	-	-	-	-
8	Y. 100	80	80	80	-	20	20	20	-	-	-	-	-	-	-	-
9	R 20	15	15	15	05	05	05	05	-	05	05	05	-	-	-	-
9	Y. 80	60	60	60	20	20	20	20	-	20	20	20	-	-	-	-

ARP - प्रो० आभा सुपेन्द्र पाल

(1) ज्ञान आधार के संवेद्य में 80% छात्रों ने बहुत अच्छा एवं 20 प्रतिशत छात्रों ने अच्छा करा।

(2) समझना दक्षता के संवेद्य में 100% छात्रों ने बहुत अच्छा करा।

(3) शिक्षक की लगनशीलता के संवेद्य में 80% छात्रों ने बहुत अच्छा एवं 20% छात्रों ने अच्छा करा।

(4) शिक्षक द्वारा उत्पन्न की गई अभिरुचि के संवेद्य में 60% छात्रों ने बहुत अच्छा, 40% छात्रों ने अच्छा करा।

- 5) विषय वस्तु को अन्य विषयों के पाठ्यक्रम के एकीकृत करने की क्षमता के संबंध में 100% छात्रों ने बहुत अच्छा कहा।
- 6) विषय वस्तु को अन्य पाठ्यक्रमों से समन्वित करने की योग्यता के संबंध में 80% छात्रों ने बहुत अच्छा एवं 20% छात्रों ने अच्छा कहा।
- 7) उष्मा में व उष्मा के बाहर शिक्षा की सुगमता के संबंध में 60% छात्रों बहुत अच्छा एवं 40% छात्रों ने अच्छा एवं 20% छात्रों ने स्वीकार्य कहा।
- 8) छात्रों का मूल्यांकन करने के संबंध में 100% छात्रों ने बहुत अच्छा कहा।
- 9) समग्र आठवम के संबंध में 80% छात्रों ने बहुत अच्छा एवं 20% छात्रों ने अच्छा कहा।  
उष्मा का कोई भी विद्यार्थी पाल में से कहीं कुछ नहीं है अर्थात् 100% विद्यार्थी संतुष्ट कहे जा सकते हैं।

DNR - डॉ० डिबर नाथ शर्मा

- 1) ज्ञान आधार के संबंध में 60% छात्रों ने बहुत अच्छा, 20% छात्रों ने अच्छा एवं 20% छात्रों ने स्वीकार्य कहा।
- 2) सामग्री की क्षमता के संबंध में 80% विद्यार्थी बहुत अच्छा एवं 20% अच्छा कहा।
- 3) शिक्षा की लागत वीलता के संबंध में 60% छात्रों ने बहुत अच्छा एवं 40% छात्रों ने अच्छा कहा।
- 4) शिक्षा द्वारा उत्पन्न की गई अकिडिचि के संबंध में 60% छात्रों ने बहुत अच्छा, 20% छात्रों ने अच्छा एवं 20% छात्रों ने स्वीकार्य कहा।
- 5) विषय वस्तु को अन्य विषयों के साथ एकीकृत करने की क्षमता के संबंध में 80% छात्रों ने बहुत अच्छा एवं 20% छात्रों ने अच्छा कहा।
- 6) विषय वस्तु को अन्य विषयों के साथ समन्वित करने के संबंध में 60% विद्यार्थी बहुत अच्छा, 20% छात्रों ने अच्छा एवं 20% छात्रों ने स्वीकार्य कहा।
- 7) उष्मा में व उष्मा के बाहर शिक्षा की सुगमता के संबंध में

में ५०% छात्रों ने बहुत अच्छा एवं ५०% छात्रों ने अच्छा व २०% छात्रों ने सैतोषप्रद रहा।

(४) छात्रों का कुलपान के संबंध में ४०% छात्रों ने बहुत अच्छा एवं २०% छात्रों ने अच्छा रहा।

(५) समग्र आंकड़ों के संबंध में ६०% छात्रों ने बहुत अच्छा २०% छात्रों ने अच्छा एवं २०% छात्रों ने सैतोषप्रद रहा।

इसका का कोई भी विद्यार्थी स्कोर कर के असंतुष्ट-  
भा. संतोष, नहीं है अर्थात् १००% विद्यार्थी संतुष्ट  
हो जा सकते हैं।

### B-N. डॉ. कंसो लुडुयी

(१) ज्ञान आधार के संबंध में ६०% छात्रों ने बहुत अच्छा, २०% छात्रों ने अच्छा एवं २०% छात्रों ने सैतोषप्रद रहा।

(२) सम्यक् समता के संबंध में ४०% छात्रों ने बहुत अच्छा एवं २०% छात्रों ने अच्छा रहा।

(३) शिक्षा की लक्ष्मीलता के संबंध में ६०% छात्रों ने बहुत अच्छा एवं ५०% छात्रों ने अच्छा रहा।

(४) शिक्षा द्वारा व्ययन की गई अकिञ्चि के संबंध में ६०% छात्रों ने बहुत अच्छा एवं २०% छात्रों ने अच्छा व २०% छात्रों ने सैतोषप्रद रहा।

(५) विषयवस्तु को अन्य विषयों के साथ एकीकृत करने की क्षमता के संबंध में ४०% छात्रों ने बहुत अच्छा एवं ४०% छात्रों ने अच्छा रहा।

(६) विषयवस्तु को अन्य पाठपुस्तकों के साथ समन्वित करने के संबंध में ६०% छात्रों ने बहुत अच्छा, २०% छात्रों ने अच्छा एवं २०% छात्रों ने सैतोषप्रद रहा।

(७) इसका व उच्च के कारण शिक्षा की सुगमता के संबंध में ५०% छात्रों ने बहुत अच्छा ५०% छात्रों ने अच्छा एवं २०% छात्रों ने सैतोषप्रद-रहा।

(८) छात्रों का कुलपान के संबंध में ४०% छात्रों ने



बहुत अच्छा एवं 20% छात्रों ने अच्छा करा।

- ⑨ समग्र आउटलुक के संबंध में 60% छात्रों ने बहुत अच्छा, 20% छात्रों ने अच्छा एवं 20% छात्रों ने संतोषप्रद करा।  
उष्मा का कोशिकी विद्यार्थी खुशी में डन के आसपास नहीं है। अर्थात् 100% विद्यार्थी संतुष्ट रहेगा सकते हैं।

SP - डॉ० सीमा पाल

- ① ज्ञान आधार के संबंध में 60% छात्रों ने बहुत अच्छा, 20% छात्रों ने अच्छा एवं 20% छात्रों ने संतोषप्रद करा।
- ② सम्प्रेषण दक्षता के संबंध में 80% छात्रों ने बहुत अच्छा, 20% छात्रों ने अच्छा करा।
- ③ शिक्षण की लक्ष्य शक्ति के संबंध में 60% छात्रों ने बहुत अच्छा, 40% छात्रों ने अच्छा करा।
- ④ शिक्षण द्वारा उत्पन्न की गई क्षमता के संबंध में 60% छात्रों ने बहुत अच्छा, 20% छात्रों ने अच्छा एवं 20% छात्रों ने संतोषप्रद करा।
- ⑤ विषयवस्तु को अन्य विषयों के साथ एकीकृत करने के संबंध में 80% छात्रों ने बहुत अच्छा, एवं 20% छात्रों ने अच्छा करा।
- ⑥ विषयवस्तु को अन्य पाठ्यक्रम के साथ समन्वित करने के संबंध में 60% छात्रों ने बहुत अच्छा, 20% छात्रों ने अच्छा एवं 20% छात्रों ने संतोषजनक करा है।
- ⑦ उष्मा के कठका के कारण शिक्षण की सुगमता के संबंध में 40% छात्रों ने बहुत अच्छा, 40% छात्रों ने अच्छा एवं 20% छात्रों ने संतोषप्रद करा है।
- ⑧ छात्रों का कक्षा के संबंध में 80% छात्रों ने बहुत अच्छा एवं 20% छात्रों ने अच्छा करा।
- ⑨ समग्र आउटलुक के संबंध में 60% छात्रों ने बहुत अच्छा, 20% छात्रों ने अच्छा एवं 20% छात्रों ने संतोषप्रद करा।  
उष्मा का कोशिकी विद्यार्थी जाल में डन से बहुत नहीं है। अर्थात् 100% विद्यार्थी संतुष्ट रहेगा सकते हैं।

Table-3

क्र.सं.	पर्याप्त संख्याएं				पर्याप्त				अपर्याप्त				कुल नहीं संख्याएं			
	ARP	DNK	BN	SP	ARP	DNK	BN	SP	ARP	DNK	BN	SP	ARP	DNK	BN	SP
1	F 20	15	15	15	05	10	10	10	-	-	-	-	-	-	-	-
	% 80	60	60	60	20	40	40	40								
2	F 25	25	25	25	-	-	-	-	-	-	-	-	-	-	-	-
	% 100	100	100	100	-	-	-	-	-	-	-	-	-	-	-	-
3	F 25	25	25	25	-	-	-	-	-	-	-	-	-	-	-	-
	% 100	100	100	100	-	-	-	-	-	-	-	-	-	-	-	-
4	F 25	25	25	25	-	-	-	-	-	-	-	-	-	-	-	-
	% 100	100	100	100	-	-	-	-	-	-	-	-	-	-	-	-
5	F 25	25	25	25	-	-	-	-	-	-	-	-	-	-	-	-
	% 100	100	100	100	-	-	-	-	-	-	-	-	-	-	-	-
6	F 25	25	25	25	-	-	-	-	-	-	-	-	-	-	-	-
	% 100	100	100	100	-	-	-	-	-	-	-	-	-	-	-	-
7	F 25	25	25	25	-	-	-	-	-	-	-	-	-	-	-	-
	% 100	100	100	100	-	-	-	-	-	-	-	-	-	-	-	-
8	F 25	25	25	25	-	-	-	-	-	-	-	-	-	-	-	-
	% 100	100	100	100	-	-	-	-	-	-	-	-	-	-	-	-
9	F 25	20	18	18	-	05	07	07	-	-	-	-	-	-	-	-
	% 100	80	72	72	-	20	28	28	-	-	-	-	-	-	-	-
10	F -	-	-	-	-	-	-	-	-	-	-	-	25	25	25	25
	% -	-	-	-	-	-	-	-	-	-	-	-	100	100	100	100

ARP - प्रो० आका आर०पाल

① पाठ्यक्रम से लाक्षणिक त हेतु आपकी प्रश्न सूची के संबंध में 80% छात्रों ने पर्याप्त संख्याएं एवं 20% छात्रों ने पर्याप्त करा।

② पाठ्यक्रम संबंधित रूप से संबंध में 100% छात्रों ने सख्त करा।

③ निष्पत्ति अध्ययन सामग्री के संबंध में 100% छात्रों ने सख्त करा।

Alankar

- (4) इसका उे लिए शिक्षक की नेयारी उे संबंघ में 100% छात्रों ने पूर्ण रूप से कया।
- (5) परामर्श करने में शिक्षक उे संबंघ में 100 छात्रों ने सहयुत कया।
- (6) 100 छात्रों में शिक्षक को शिक्षक कया।
- (7) शिक्षक उे साथ व्यक्तितगत र्वादा उे संबंघ में 100% छात्रों ने हों कया।
- (8) छोटे समूहों में काम करने उे संबंघ में 100% छात्रों ने हों कया।
- (9) क्षायकी अतिथि विशेषज्ञ र्वाचित किया उे संबंघ में 100% छात्रों ने हों कया।
- (10) क्षायने कारखाने/प्रयोगशालाएँ, केंड/अन्य विन्वि का प्रमण किया उे संबंघ में 100% छात्रों ने नहीं कया।

DNR, डॉ. डिक्टर भाय खुटे

- (1) पाठ्यक्रम से लाभाब्जित हेतु आपकी मुल्य र्वाचि उे संबंघ में 60% छात्रों ने परित से ज्यादा एवं 40% छात्रों ने परित कया।
- (2) पाठ्यक्रम से उक्तित रूप उे संबंघ में 100% छात्रों ने सहयुत कया।
- (3) निधारित अध्ययन र्नामत्री उे संबंघ में 100 छात्रों ने सहयुत कया।
- (4) इसका उे लिए शिक्षक की नेयारी उे संबंघ में 100% छात्रों ने पूर्णरूप से कया।
- (5) परामर्श करने में शिक्षक उे संबंघ में 100 छात्रों ने सहयुत कया।
- (6) 100% छात्रों में शिक्षक को शिक्षक कया।
- (7) शिक्षक उे साथ व्यक्तितगत र्वादा उे संबंघ में 100% छात्रों ने हों कया।
- (8) छोटे समूहों में काम करने उे संबंघ में 100% छात्रों ने हों कया।
- (9) अतिथि विशेषज्ञ र्वाचित किया उे संबंघ में 60% छात्रों ने परित से ज्यादा एवं 40% छात्रों ने परित कया।
- (10) कारखाने/ केंड/ अन्य विन्वि का प्रमण उे संबंघ

में 100% छात्रों ने नहीं उठा।

BN- डॉ० कसो गुरुजी

- (1) पाठ्यक्रम से लाक्षणिक हेतु आपकी प्रश्नपत्र के संबंध में 60% छात्रों ने पर्याप्त से ज्यादा एवं 40% छात्रों ने पर्याप्त उठा।
- (2) पाठ्यक्रम संकलित रूप के संबंध में 100% छात्रों ने सहज-सहज उठा।
- (3) निर्धारित अध्ययन सामग्री के संबंध में 100% छात्रों ने सहजता उठा।
- (4) उच्च शिक्षा के लिए शिक्षक की नैतिकता के संबंध में 100% छात्रों ने पूर्णरूप से उठा।
- (5) परामर्श करने के शिक्षक के साथ संबंध 100% छात्रों ने सहज उठा।
- (6) 100% छात्रों ने शिक्षक को शिक्षा उठा।
- (7) शिक्षक के साथ व्यक्तिगत सेवा के संबंध में 100% छात्रों ने उठा।
- (8) छोटे समूहों में अर्थ करने के संबंध में 100% छात्रों ने उठा।
- (9) अतिथि-विशेष के संबंध में 72% छात्रों ने पर्याप्त से ज्यादा एवं 28% छात्रों ने पर्याप्त उठा।
- (10) अरखाने / बैंक / अन्य वि. वि. अफस के संबंध में 100% छात्रों ने नहीं उठा।

SP- डॉ० सीमा पाल

- (1) पाठ्यक्रम से लाक्षणिक हेतु आपकी प्रश्नपत्र के संबंध में 60% छात्रों ने पर्याप्त से ज्यादा एवं 40% छात्रों ने पर्याप्त उठा।
- (2) पाठ्यक्रम संकलित के संबंध में 100% छात्रों ने सहज उठा।
- (3) निर्धारित अध्ययन सामग्री प्राप्त करने के संबंध में 100% छात्रों ने सहजता उठा।
- (4) उच्च शिक्षा के लिए शिक्षक की नैतिकता के संबंध में 100% छात्रों ने पूर्णरूप से उठा।

- 5) परामर्श करने के संबंध में 100% छात्रों ने सहमत हुआ।
- 6) 100% छात्रों ने शिक्षक को शिक्षक कहा।
- 7) शिक्षक के साथ व्यक्तिगत संवाद के संबंध में 100% छात्रों ने हाँ कहा।
- 8) छोटे समूहों में कार्य करने के अवसर के संबंध में 100% छात्रों ने हाँ कहा।
- 9) अतिरिक्त विशेषज्ञ के संबंध में 72% छात्रों ने पर्याप्त से ज्यादा एवं 28% छात्रों ने पर्याप्त कहा।
- 10) कारखाने / प्रयोगशालाएँ एवं कैंडिड / अन्य विषय 24.10.23 में अग्रग क्रिया के संबंध में 100% छात्रों ने नहीं कहा।

Action Taken Report-

The overall score given by the students was circulated among the faculty members. It was requested that the faculty members motivate the students for extra-curricular activities too along with competitive exams.

*[Signature]*  
 School of Studies in History  
 Vishva Shiksha University  
 Raipur (C.G.)-491004

शिक्षकों के लिए विद्यार्थियों द्वारा दी जाने वाली प्रतिक्रिया (फीडबैक)

पं. रविशंकर शुक्ल विश्वविद्यालय, रायपुर

2018-2019

कुल छात्र संख्या(फीडबैक) = 43

शिक्षक का नाम	1	2	3	4	5	6	7	8	9	10	कुल
	शिक्षक का ज्ञान आधार (जैसा आपने देखा)	संचार कौशल (उच्चारण एवं बोधगम्यता के सदर्भ में)	शिक्षक की लगनशीलता प्रतियुद्धता	शिक्षक द्वारा छात्रों में अध्ययन के प्रति रुचि उत्पन्न करना।	विषयवस्तु को वातावरण एवं समाज के साथ जोड़ने की योग्यता	विषयवस्तु को अन्य पाठ्यक्रम से सम्बन्धित करने की योग्यता।	कक्षा में तथा कक्षा के बाहर शिक्षक छात्रों की पहुँच (जिसके अंतर्गत शिक्षक छात्रों से बाहर अतिरिक्त अध्ययन तथा विचार विमर्श के लिए प्रेरित करने के लिए उपलब्ध।	मूल्यांकन करने की दृष्टि से शिक्षक	प्रश्नपत्र/ परीक्षण/ कार्यावटन	विद्यार्थियों को प्रतिक्रिया देने के लिए या उनका प्रगति बताने हेतु शिक्षक के द्वारा समय की उपलब्धता	कुल मूल्यांकन
प्रोफे. माया वर्मा	4.00	3.93	3.69	3.76	3.72	3.58	3.53	3.72	3.76	2.54	
डॉ. संतुराम करयप	3.88	3.55	3.53	3.81	3.76	3.46	3.48	3.37	3.41	2.24	
डॉ. हरीश कुमार साहू	3.97	3.97	3.67	3.60	3.53	3.53	3.44	3.65	3.74	2.43	
	3.73	3.61	3.53	3.51	3.27	3.45	3.40	3.49	3.46		

4.00 - 3.00 = बहुत अच्छा, 3.00 - 2.00 = अच्छा, 2.00 - 1.50 = संतोषप्रद

*Memor*

*Memor*  
 HEAD  
 SO'S-TR LIBRARY &  
 INFORMATION SCIENCE  
 PT. RAVISHANKAR SHUKLA  
 UNIVERSITY, RAIPUR (C.G.)

सत्र 2018-19 में शिक्षकों के लिए विद्यालयों जाय दी जाने वाली  
 प्रविष्टियाँ (सीडी) का उल्लेख निम्नप्रकार है, जिलमें जो मायावती  
 का शिक्षण जाय भाषा, जेजा कौशल, विषय वस्तु को वातावरण एवं ज्ञान  
 के साथ जोड़ने की योग्यता एवं पाठ्यक्रम समन्वित करने इत्यादि को मूल्यांकन  
 है। जो स्व. आ. उद्योग का शान भाषा, जेजा कौशल एवं विद्यालयों  
 को प्रविष्टियाँ देने को मूल्यांकन कराया गया इसी क्रम में डॉ. सी. आर. उमा पाई  
 का शान भाषा, जेजा कौशल एवं विषय वस्तु को वातावरण एवं ज्ञान  
 के साथ जोड़ने की योग्यता, पाठ्यक्रम समन्वित करने को मूल्यांकन कराया है।  
 इस गजा तीन शिक्षकों के मूल्यांकन ले स्पष्ट है कि शिक्षकों  
 जाय ज्ञान में जेजा कौशल एवं ज्ञान में मध्यम के प्रति प्रतिक्रिया उत्पन्न  
 करते एवं विषय ज्ञान को मूल्यांकन कराया गया है।

Verma

Verma

HEAD  
 SoS IN LIBRARY &  
 INFORMATION SCIENCE  
 PT. RAVISHANKAR SHUKLA  
 UNIVERSITY, RAIPUR (C.O.)

पाठ्यक्रम के लिए विद्यार्थियों द्वारा दी जाने वाली प्रतिक्रिया (फीडबैक)

पं. रविशंकर शुक्ल विश्वविद्यालय, रायपुर

Course/Program- B.Lib.I.Sc/M.Lib.I.Sc./M.Phil/Ph.D

2018-2019

कुल छात्र संख्या(फीडबैक) = 43

	1	2	3	4	5	6	7	8
PARAMETERS	पाठ्यक्रम विषयवस्तु की गहनता	पाठ्यक्रम कितना पूरा हुआ	वास्तविक जीवन परिस्थिति में पाठ्यक्रम कितना उपयोगी है।	अधिगम मूल्य (ज्ञान/सम्प्रत्यय/इस्त/कोशल/विशेषण योग्यता इत्यादि)	पाठ्यनीय सामग्री की स्पष्टता एवं प्रासंगिकता	अतिरिक्त स्रोत सामग्री की प्रासंगिकता(पुस्तकालय)	छात्रों का वांछित प्रयास का स्तर	कुल गिला जुला कर रेटिंग
1	3.79	3.30	3.00	2.97	3.32	3.58	3.18	3.09

V Good = 4, Good = 3, Satisfactory = 2, Unsatisfactory = 1.5

*Mema*  
*Mema*  
HEAD  
805 IN LIBRARY &  
INFORMATION SCIENCE  
P. RAVISHANKAR SHUKLA  
UNIVERSITY, RAIPUR (C.O.)



सत्र 2018-19 में पाठ्यक्रम के लेवेलिंग बात-बातों के कीर्तव्य ले  
 यह स्पष्ट है कि पाठ्यक्रम की विषय वस्तु में गहनता, वास्तविक जीवन  
 में पाठ्यक्रम की प्रायोगिक को बात-बातों गलत जलवा गया है।

Merma

### ACTION TAKEN REPORT

The overall score given by students to the  
 Faculty was circulated among the faculty members  
 including adhoc/part timer members with the request  
 for improvement in teaching.

Merma

Merma  
 HEAD  
 BOS IN LIBRARY &  
 INFORMATION SCIENCE  
 PT. RAVISHANKAR SHUKLA  
 UNIVERSITY, RAIPUR (C.G.)

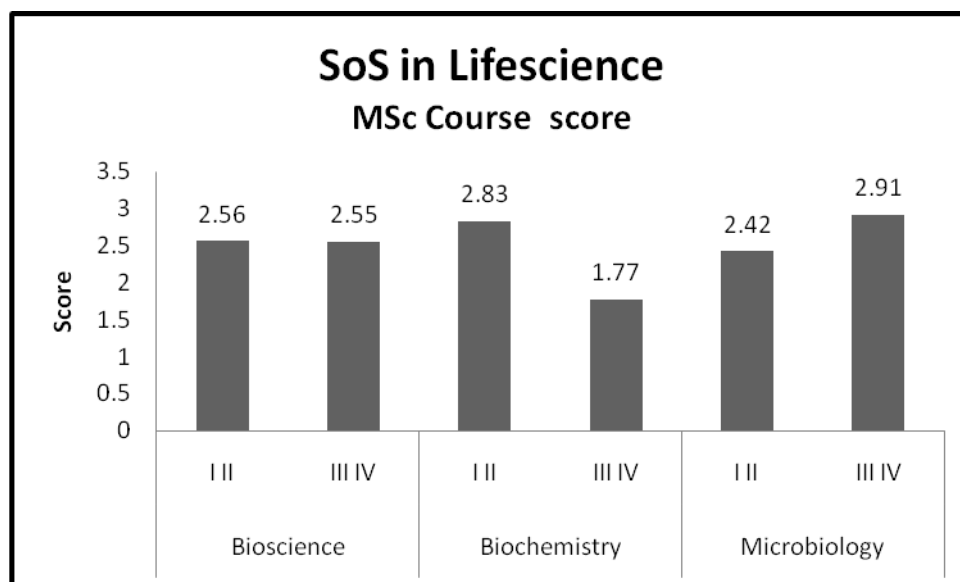
## SOS IN LIFESCIENCES

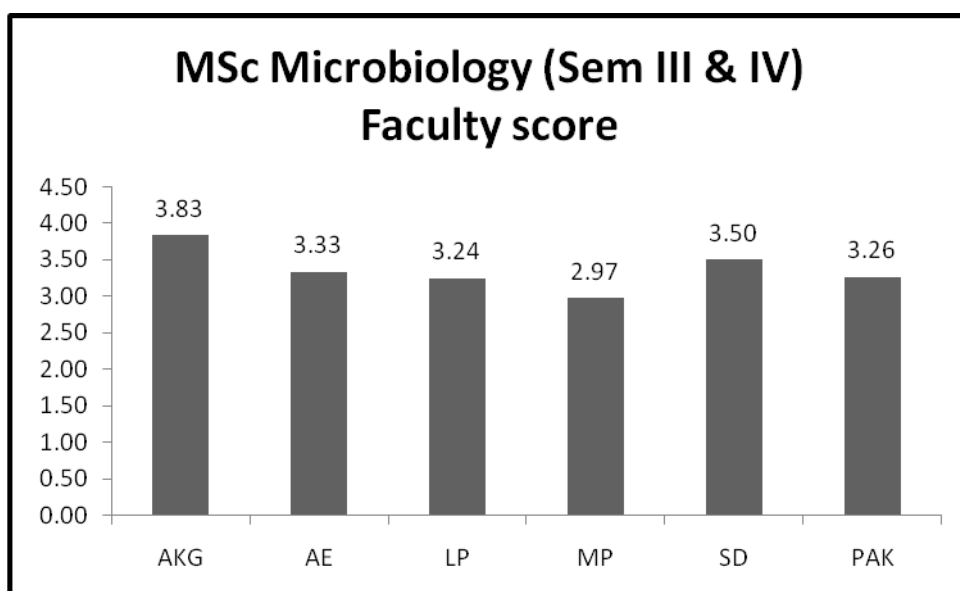
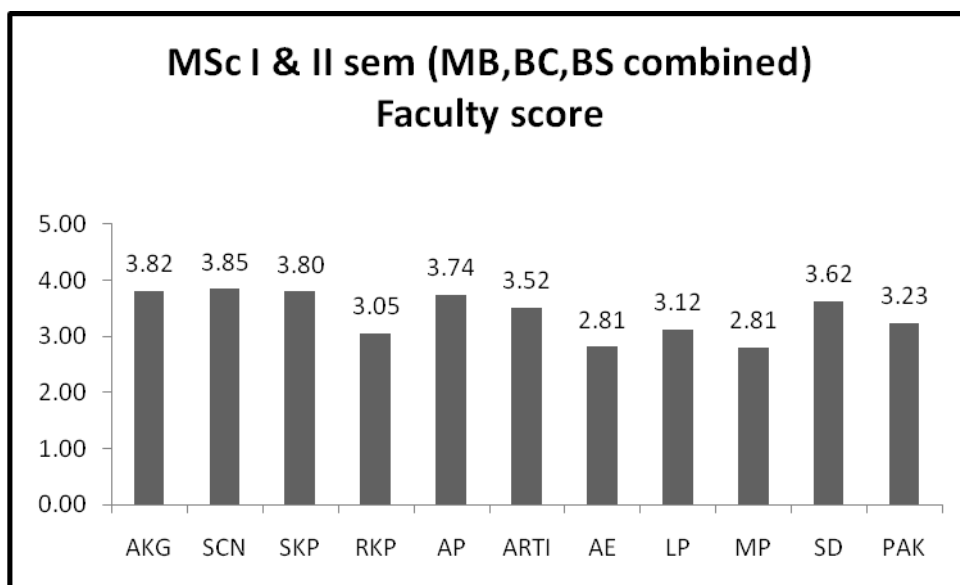
### STUDENT FEEDBACK (2018-19)

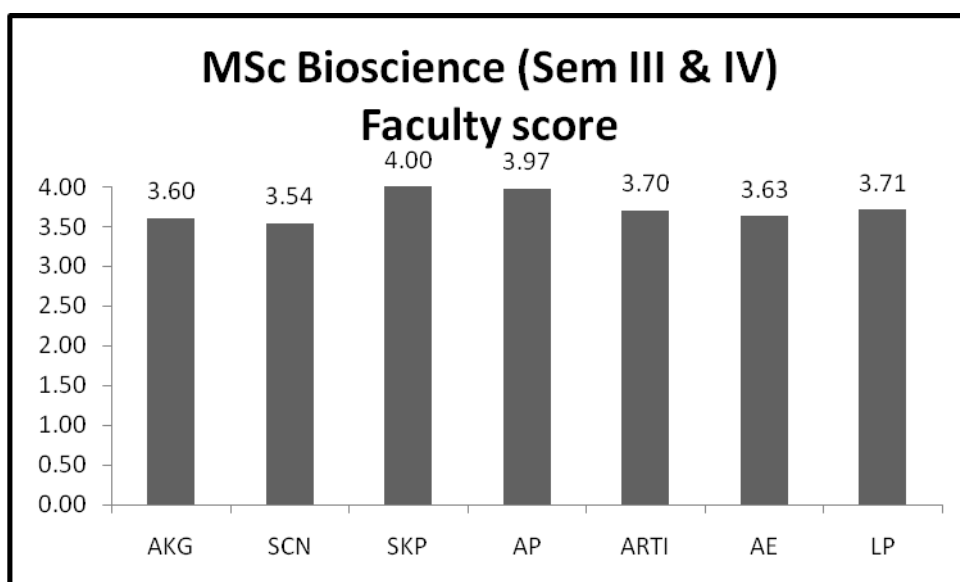
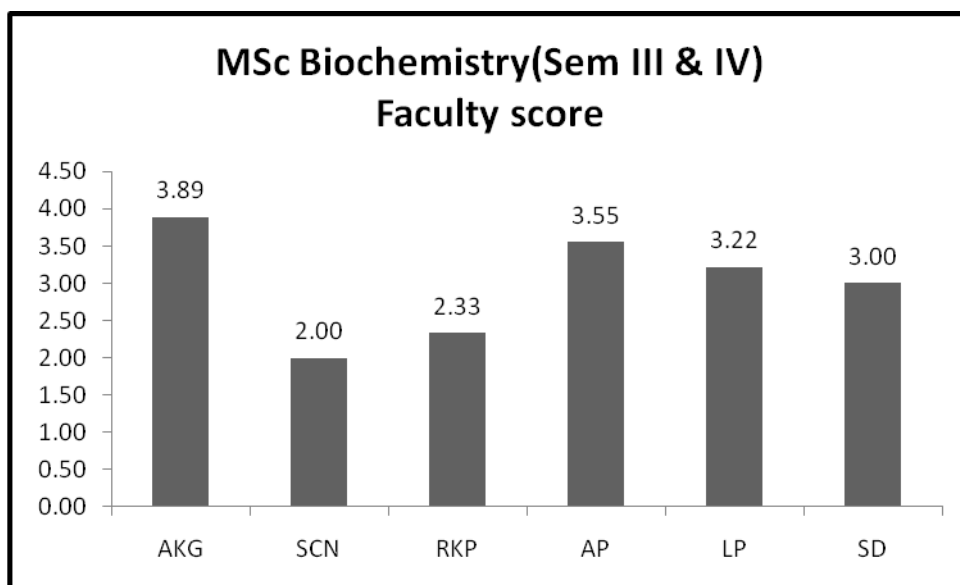
#### Abbreviations used

<b>NAMES OF FACULTY</b>			
AKG	Prof. AK Gupta	AE	Dr. Amia Ekka, Assoc.Prof.
SCN	Prof. SC Naithani	LP	Mr. Labya Prabhas, Asst. Prof.
SKP	Prof. SK Prasad	MP	Dr. Manoj Patel, Asst Prof.
RKP	Prof. RK Pradhan	SD	Dr. Shivendra Singh Devhare
AP	Prof. Aditi N.Poddar	PAK	Mr. Pervez Ahmed Khan
ARTI	Prof. Arti Parganiha		

<b>SCORING</b>			
4	3	2	1
<b>A</b>	<b>B</b>	<b>C</b>	<b>D</b>
Very good	Good	Satisfactory	Unsatisfactory







### ACTION TAKEN REPORT

The overall score given by students to the faculty was circulated among the faculty members with the request for improvement in teaching.

Aditi Niyogi Poddar  
Professor in charge  
Student feedback, SLS



## SOS IN LITERATURE & LANGUSGES

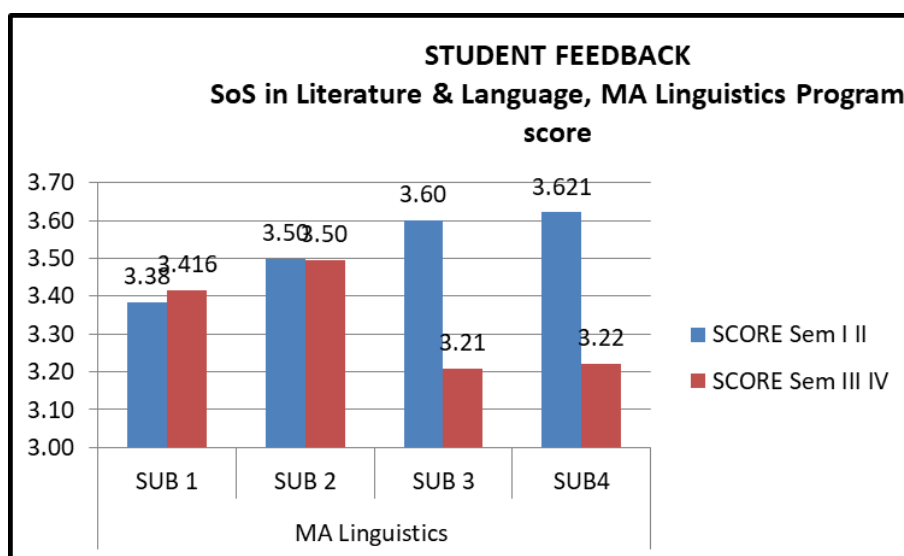
### STUDENT FEEDBACK 2018-‘19

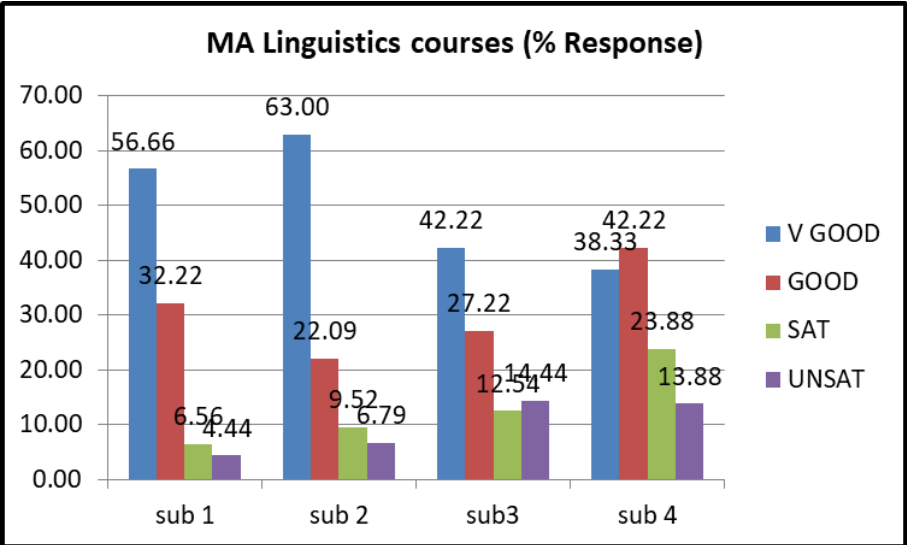


#### Abbreviations used


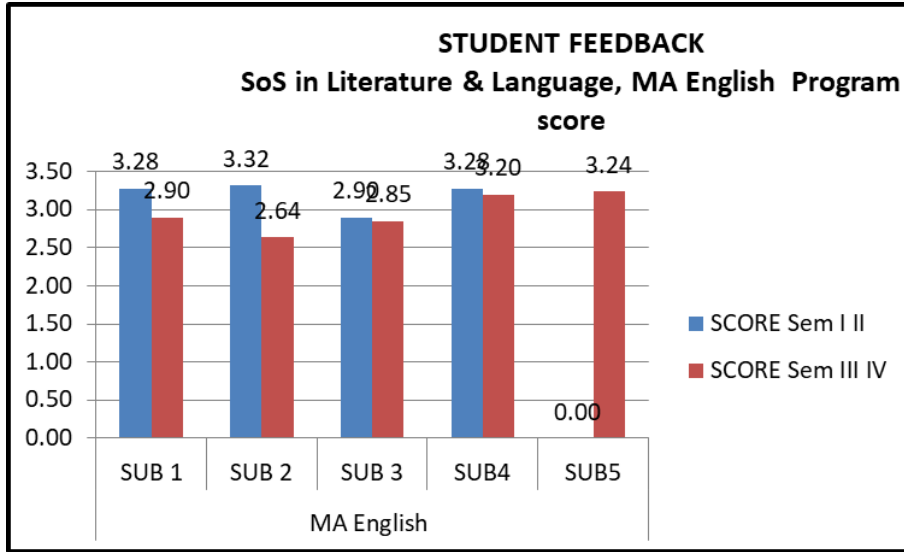
NAMES OF FACULTY			
1	Prof. Shail Sharma	8	Dr. Kaustubh Mani Dwivedi
2	Dr. Madhulata Bara	9	Dr. Saroj Chakradhar
3	Dr. Girajashakar Gutam	10	Dr. Vibhasha Mishra
4	Dr. Smita Sharma	11	Dr. Sarita Bhagat
5	Dr. Mrinalini Karmoker	12	Dr. Reshma Rabbni
6	Dr. Sonal Mishra	13	Shri Baratu Ram Dhruw
7	Dr. Arti Pathak	14	Shri Hitesh Tiwari

SCORING			
4	3	2	1
A	B	C	D
Very good	Good	Satisfactory	Unsatisfactory

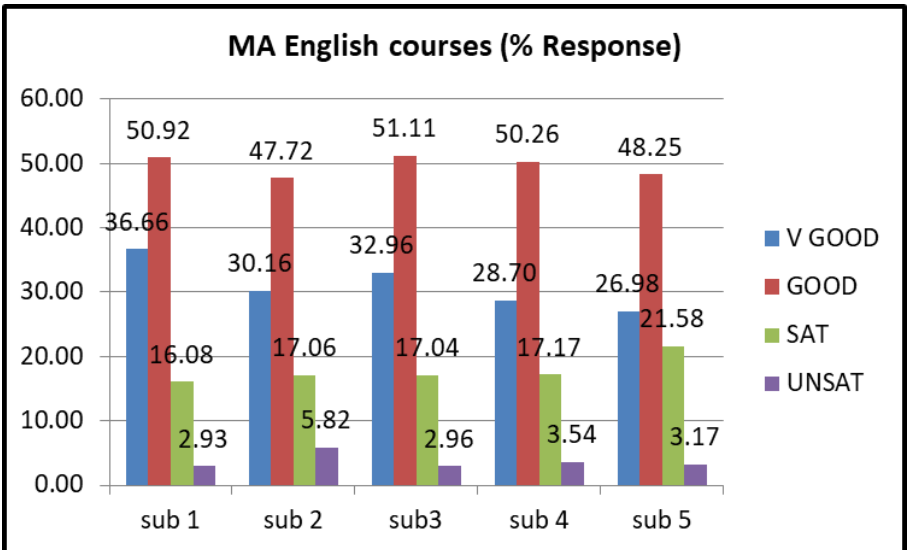

No. of students participating –MA Linguistics (07); MA Hindi (16);MA English (58);  
MA Chhattisgarhi (65) = Total 146;Total faculty members[Permanent(04) & Guest  
Faculty (10)]=14


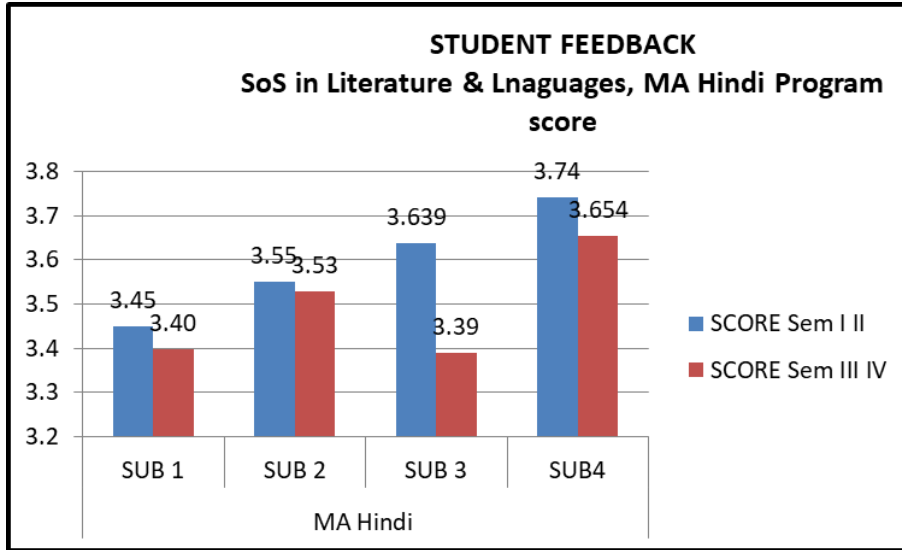


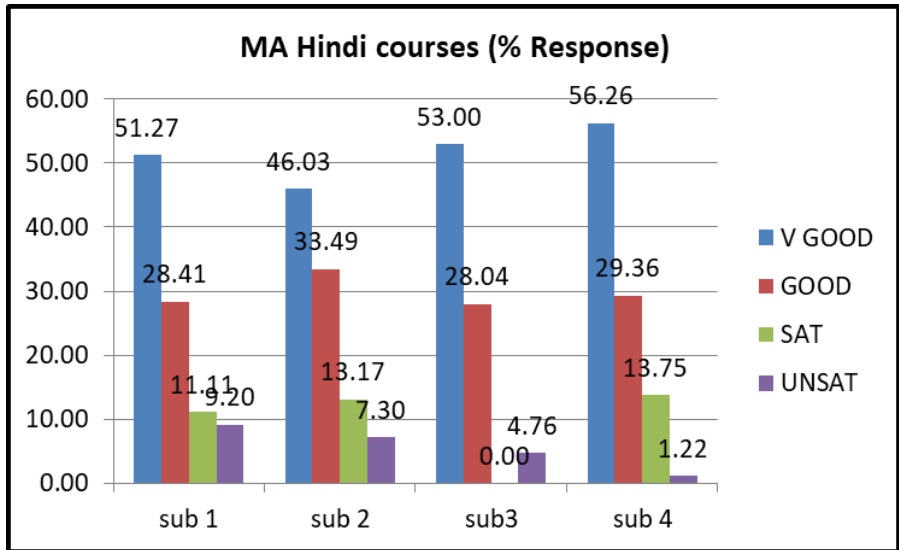
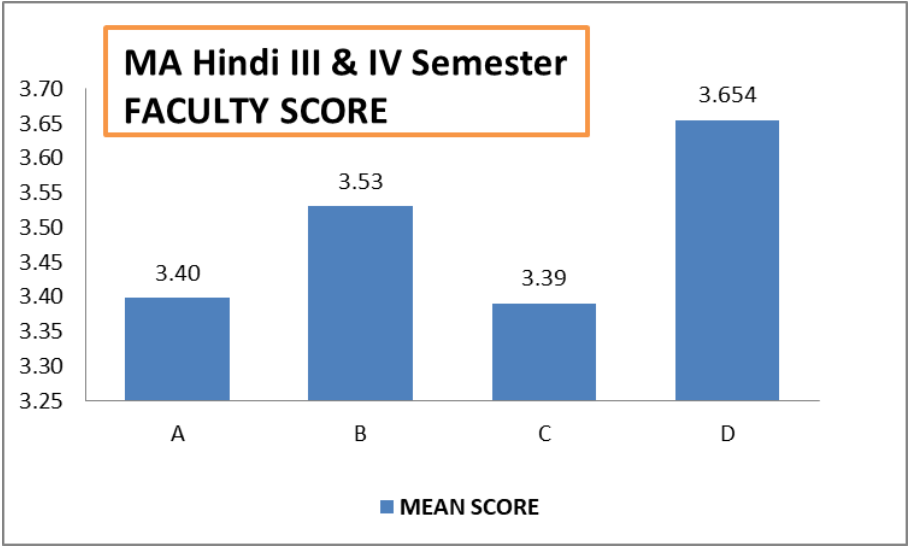


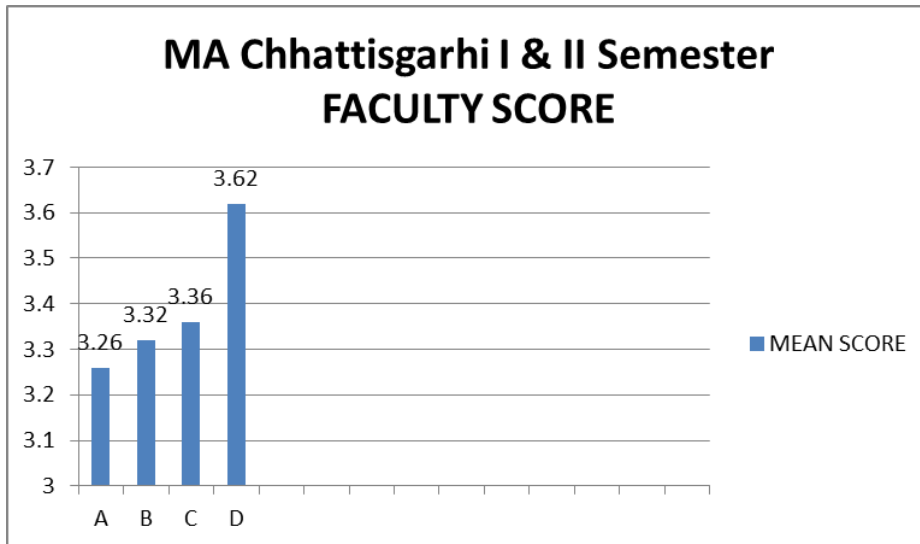
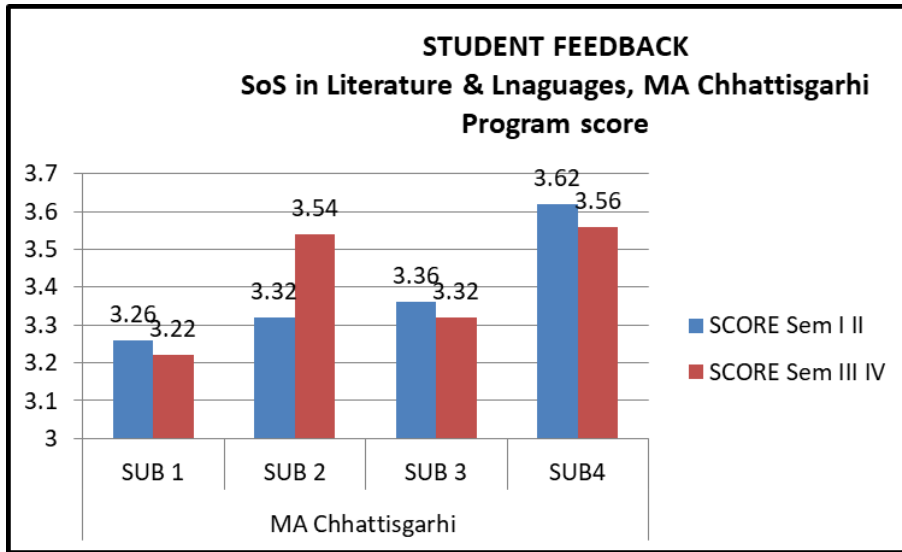


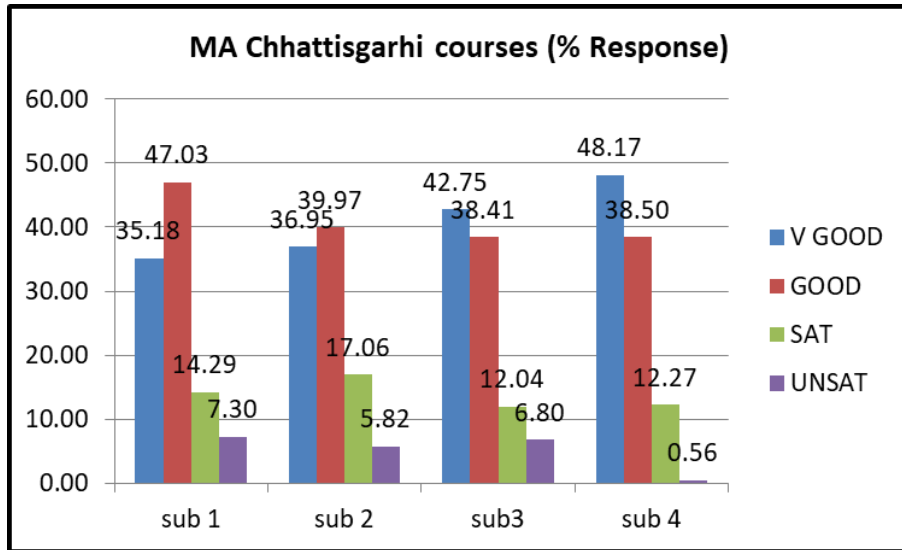
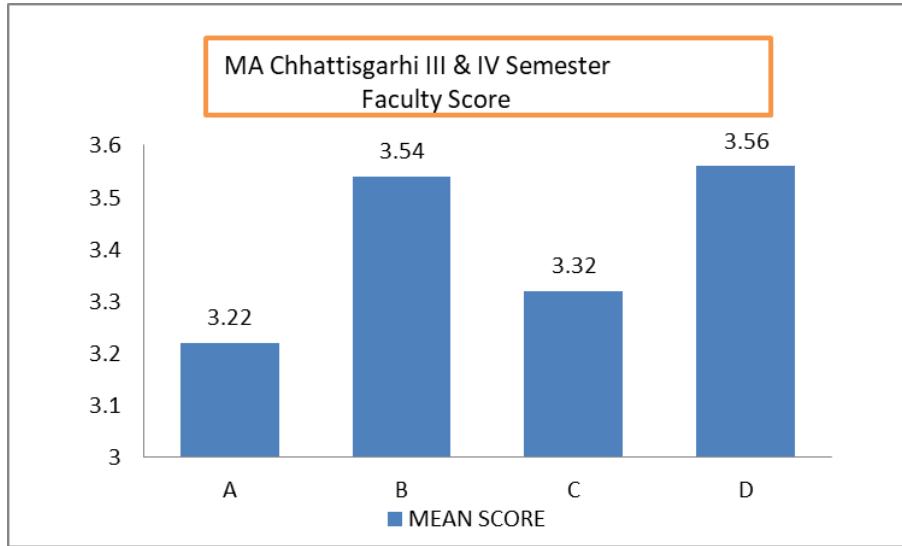












**PERCENT RESPONSE TO FACULTY**

**MA. Linguistics I, II semester**

FACULTY	VGOOD	GOOD	SAT	UNSAT
A	46.66	31.11	13.11	8.88
B	57.77	24.44	11.11	6.66
C	55.55	28.88	8.88	6.66
D	71.11	17.77	8.88	0

### MA Linguistics III, IV semester

FACULTY	VGOOD	GOOD	SAT	UNSAT
A	66.66	33.33	0.00	0
B	69.84	17.46	7.93	4.70
C	33.33	27.77	16.66	22.22
D	5.55	66.66	38.88	27.77

### MA English I, II semester

FACULTY	VGOOD	GOOD	SAT	UNSAT
A	<b>37.77</b>	<b>48.88</b>	<b>11.85</b>	<b>1.11</b>
B	31.11	48.14	16.66	3.70
C	<b>32.59</b>	<b>50.37</b>	<b>12.96</b>	<b>4.07</b>
E	<b>30.74</b>	<b>52.59</b>	<b>13.33</b>	<b>2.96</b>

### MA English III,IV semester

FACULTY	VGOOD	GOOD	SAT	UNSAT
A	35.55	52.96	20.31	4.76
B	29.20	47.30	20.31	6.66
C	33.33	51.85	21.11	1.85
D	26.66	47.93	21.00	4.12
E	26.98	48.25	21.58	3.17

### MA Hindi I, II semester

FACULTY	VGOOD	GOOD	SAT	UNSAT
A	<b>53.33</b>	<b>26.66</b>	<b>11.11</b>	<b>8.88</b>
B	<b>55.55</b>	<b>28.88</b>	<b>8.88</b>	<b>6.66</b>
C	<b>56.79</b>	<b>25.92</b>	<b>16.04</b>	<b>0</b>
D	61.72	22.22	14.81	2.46

### MA Hindi III, IV semester

FACULTY	VGOOD	GOOD	SAT	UNSAT
A	<b>49.20</b>	<b>30.15</b>	<b>11.11</b>	<b>9.52</b>
B	36.50	38.09	17.46	7.93
C	<b>49.20</b>	<b>30.15</b>	<b>11.11</b>	<b>9.52</b>
D	<b>50.79</b>	<b>36.50</b>	<b>12.69</b>	<b>0</b>

### MA Chhattisgarhi I, II semester

FACULTY	VGOOD	GOOD	SAT	UNSAT
A	35.18	47.03	11.11	6.66
B	37.40	41.85	16.66	3.70
C	36.29	46.66	12.96	4.07
D	45.55	41.11	11.85	1.11

### MA Chhattisgarhi III, IV semester

FACULTY	VGOOD	GOOD	SAT	UNSAT
A	26.66	47.93	21.00	4.12
B	29.20	47.30	20.31	6.66
C	26.98	44.44	18.09	1.58
D	31.42	44.44	20.31	4.76
F	39.68	39.68	12.69	7.93

### ACTION TAKEN REPORT

The overall score given by students to the faculty was circulated among the faculty members including Guest members with the request for improvement in teaching.

Prof. Shail Sharma  
Head & Professor in charge  
Student feedback, SoS Literature & Language

## Feedback of MBA 2018-20

### Extent of courage of course

	Frequency	Percent
Very good	9	20
Good	8	17.77
Satisfactory	28	62.22
Total	45	100

### Learning value (in term of knowledge, concepts annual skills, analytical, abilities& broadcasting)

	Frequency	Percent
Very good	12	26.66
Good	14	31.11
Satisfactory	19	42.22
Total	45	100

### Relevance of additional source material (Library)

	Frequency	Percent
Very good	5	11.11
Good	10	22.22
Satisfactory	30	66.66
Total	45	100

### Overall rating

	Frequency	Percent
Very good	9	20
Good	15	33.33
Satisfactory	21	46.66
Total	45	100

### Applicability/ relevance to real life situations

	Frequency	Percent
Very good	8	17.77
Good	16	35.55
Satisfactory	21	46.66
Total	45	100

### Clarity & relevance of textual reading material

	Frequency	Percent
Very good	11	24.44
Good	14	31.11
Satisfactory	20	44.44
Total	45	100

### Extent of effort required by students

	Frequency	Percent
Very good	5	11.11
Good	15	33.33
Satisfactory	25	55.55
Total	45	100

### Total frequency

	Frequency	Percent
Very good	14	31.11
Good	12	26.66
Satisfactory	19	42.22
Total	45	100

### Response

	Frequency	Percent
Very good	16	35.55
Good	8	17.77
Satisfactory	21	46.66
Total	45	100

### Overall rating

	Frequency	Percent
Very good	10	22.22
Good	10	22.22
Satisfactory	15	33.33
Total	45	100

### Depth of course content including project work if any

	Frequency	Percent
Very good	17	37.77
Good	5	11.11
Satisfactory	23	51.11
Total	45	100



1. The syllabus was reviewed in the Board of study and its relevance was checked according to HET Syllabus and UGC Model Curriculum.
2. There were slight modifications in syllabus.
3. Presentation was made compulsory in each subject.
4. 2 books were purchased as per AICTE guidelines.


**SoS in Mathematics, PRSU, Raipur (C.G.)**  
**STUDENT FEEDBACK ANALYSIS REPORT (2018-19)**

SCALE USED	4	3	2	1
	A	B	C	D
	Very Good	Good	Satisfactory	Unatisfactory

**AVREVIATIONS USED**

MSc (P)	MSc Previous (Sem I/II)
MSc (F)	MSc Previous (Sem III/IV)
HKP	Prof. H.K. Pathak
BST	Dr. B.S. Thakur
DT	Dr. Dipti Thakur
MYR	Dr. M.R Yaday
MPG	Mayur Puri Goswami
NR	Nirmala Rai

Action taken report  
 Remark  
 Student feedback  
 analysis report  
 is circulated among  
 the faculties with  
 request to improvement  
 in teaching

  
 HEAD  
 School of Studies in Mathematics  
 Pt. Ravishankar Shukla University  
 RAIPUR (C.G.)-492 010

**STUDENT PERCENT RESPONSE FOR FACULTY  
MATHEMATICS SEMESTER I/II**


Name	Very Good	Good	Satisfactory	Unsatisfactory
Prof. H.K. Pathak	61	29	7.67	2.34
Dr. B.S. Thakur	65	29	4.67	1.47
Dr. Dipti Thakur	60	30	9.67	1.34
ayur Puri Goswami	61	29	7.67	1.34
Nirmala Rai	56.67	33.33	9.67	1.33

**STUDENT PERCENT RESPONSE FOR FACULTY  
MATHEMATICS SEMESTER III/IV**

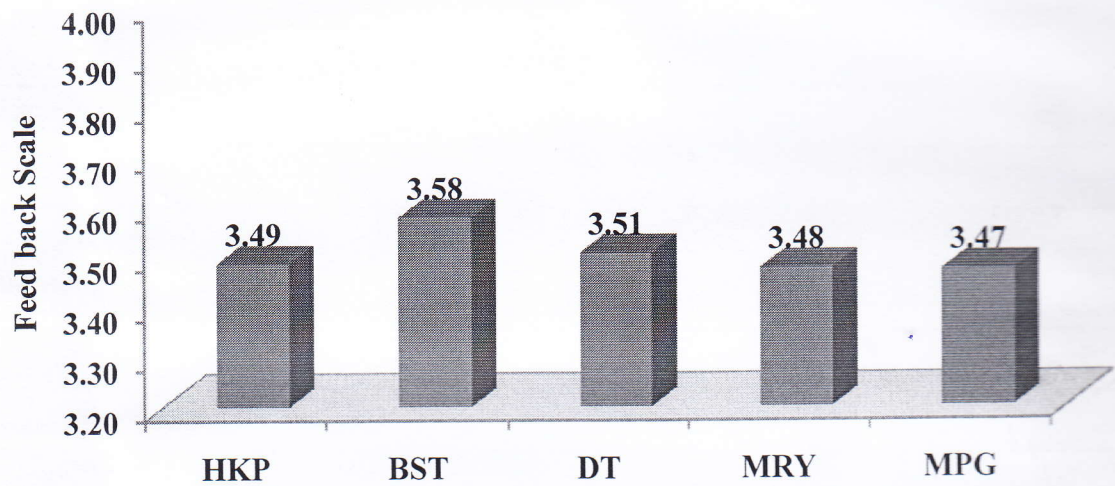
Name	Very Good	Good	Satisfactory	Unsatisfactory
Dr. M.R Yaday	6.67	51.33	38.67	3.33
Dipti Thakur	7.33	44	46	2.67
ayur Puri Goswami	6.6	54	36	3.3
Nirmala Rai	6	55	36	3.3

**STUDENT PERCENT RESPONSE FOR FACULTY  
MATHEMATICS**

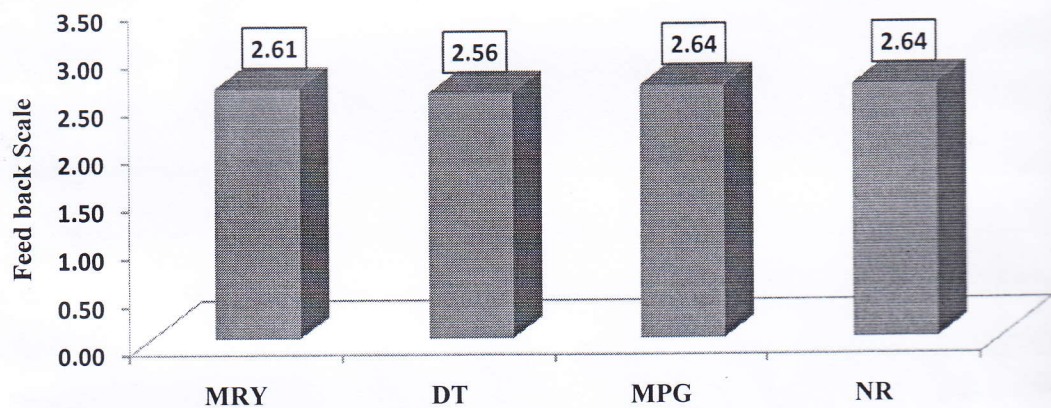
Name	Very Good	Good	Satisfactory	Unsatisfactory
Prof. H.K. Pathak	60	30	8.67	1.34
Dr. B.S. Thakur	66.67	28	4.67	0.67
Dr. Dipti Thakur	60	30	8.67	1.34
Dr. M.R Yaday	34	37.62	27.14	1.37
ayur Puri Goswami	32	31.67	29.34	2
Nirmala Rai	31	38	29	2

  
 HEAD  
 School of Studies in Mathematics  
 Pt. Ravishankar Shukla University  
 RAIPUR (C.G.) 492 010

### FACULTY SCORE (MATHEMATICS I/II)

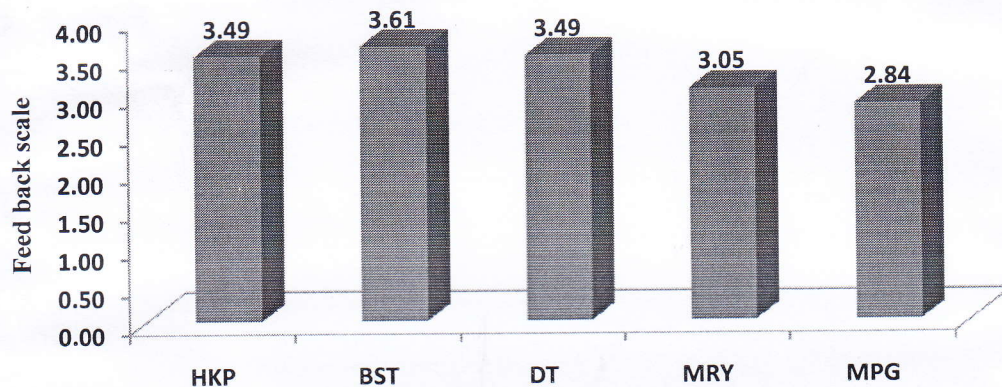


### FACULTY SCORE (MATHEMATICS III/IV)

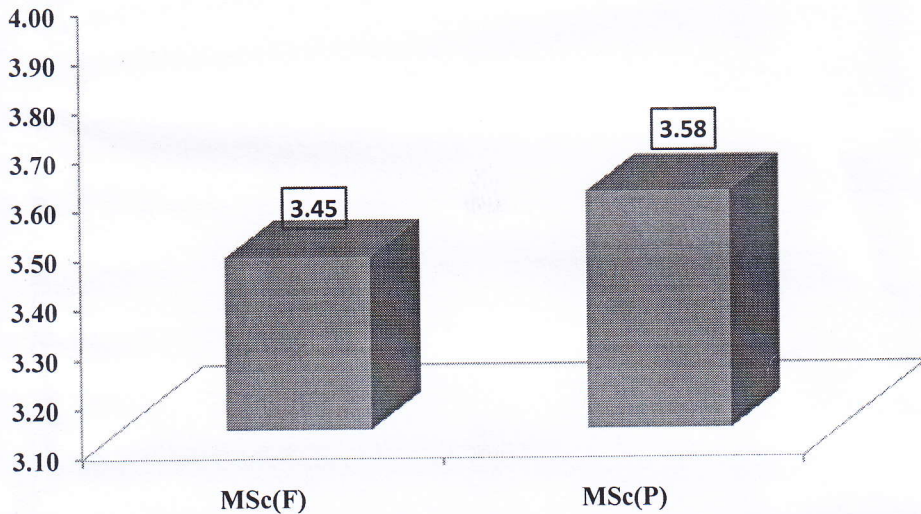


*[Signature]*  
HEAD  
School of Studies in Mathematics  
Pt. Ravishankar Shukla University  
RAIPUR (C.G.) 492 010

## FACULTY SCORE



## Course score



*[Signature]*  
HEAD  
School of Studies in Mathematics  
Pt. Ravishanker Shukla University  
RAIPUR (C.B.) 492 010

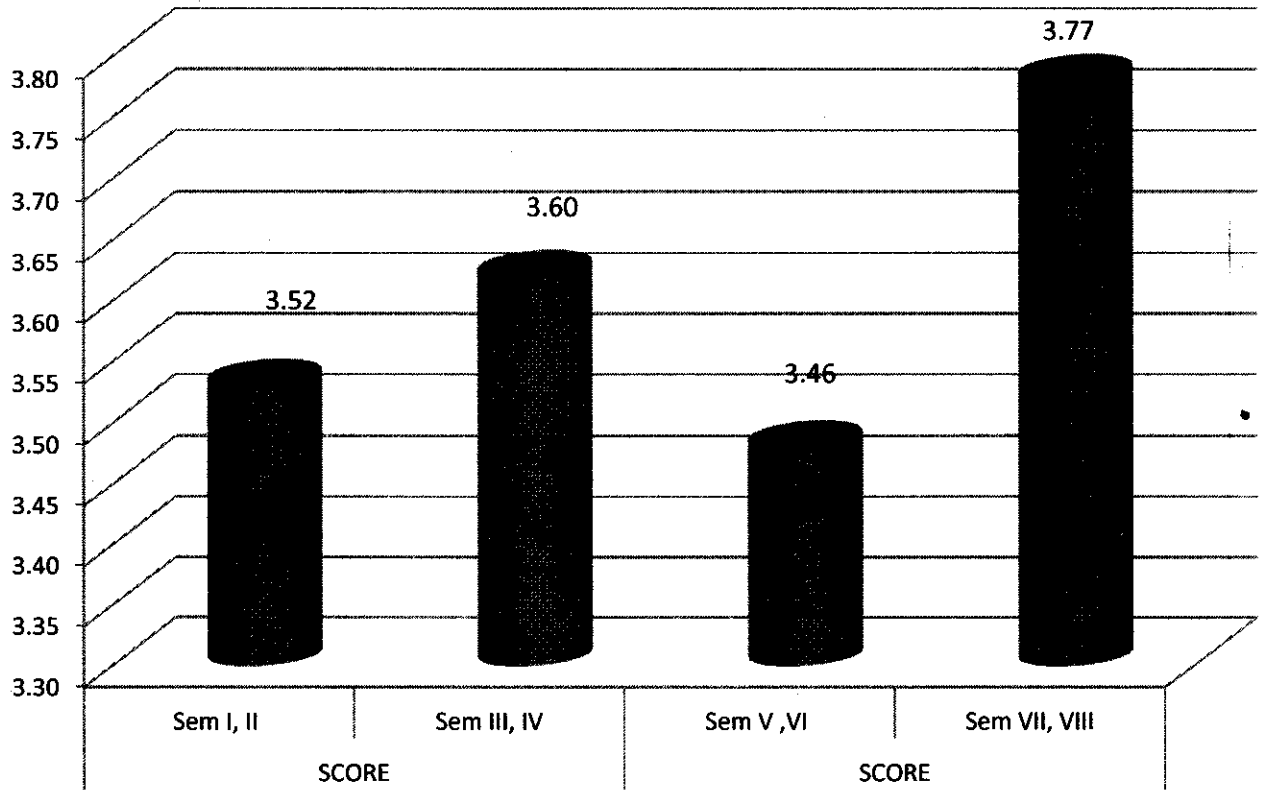
SOS IN PHARMACY

**STUDENT FEEDBACK (Session 2018-19)**

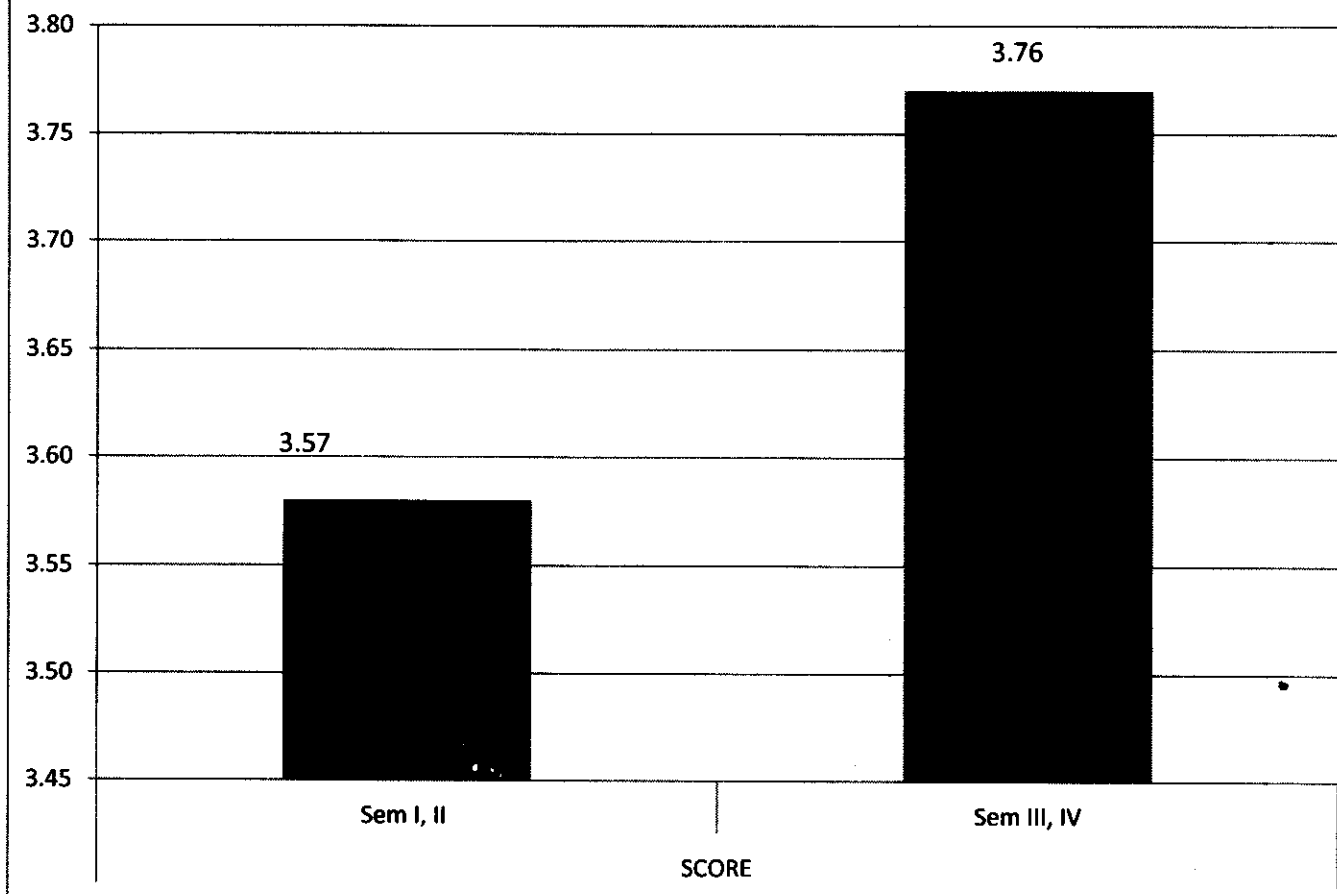
**Abbreviations used**

<b>NAMES OF FACULTY</b>			
A	Prof. Shailendra Saraf	I	Mr. Rajendra Jangde
B	Prof, Swarnlata Saraf	J	Mr. Rakesh Tirkey
C	Dr. Preeti K. Suresh	K	Mr. Adeep Kujur
D	Dr. S. J. Daharwal	L	Mr. Tuleshwar Sahu
E	Dr. Deependra Singh	M	Ms. Shweta Ramkar
F	Dr. Vishal Jain	N	Mr. Ajay Singh Sarthi
G	Dr. Manju Singh		
H	Dr. Amber Vyas		

## B. Pharm. Course Program Score Session 2018-19

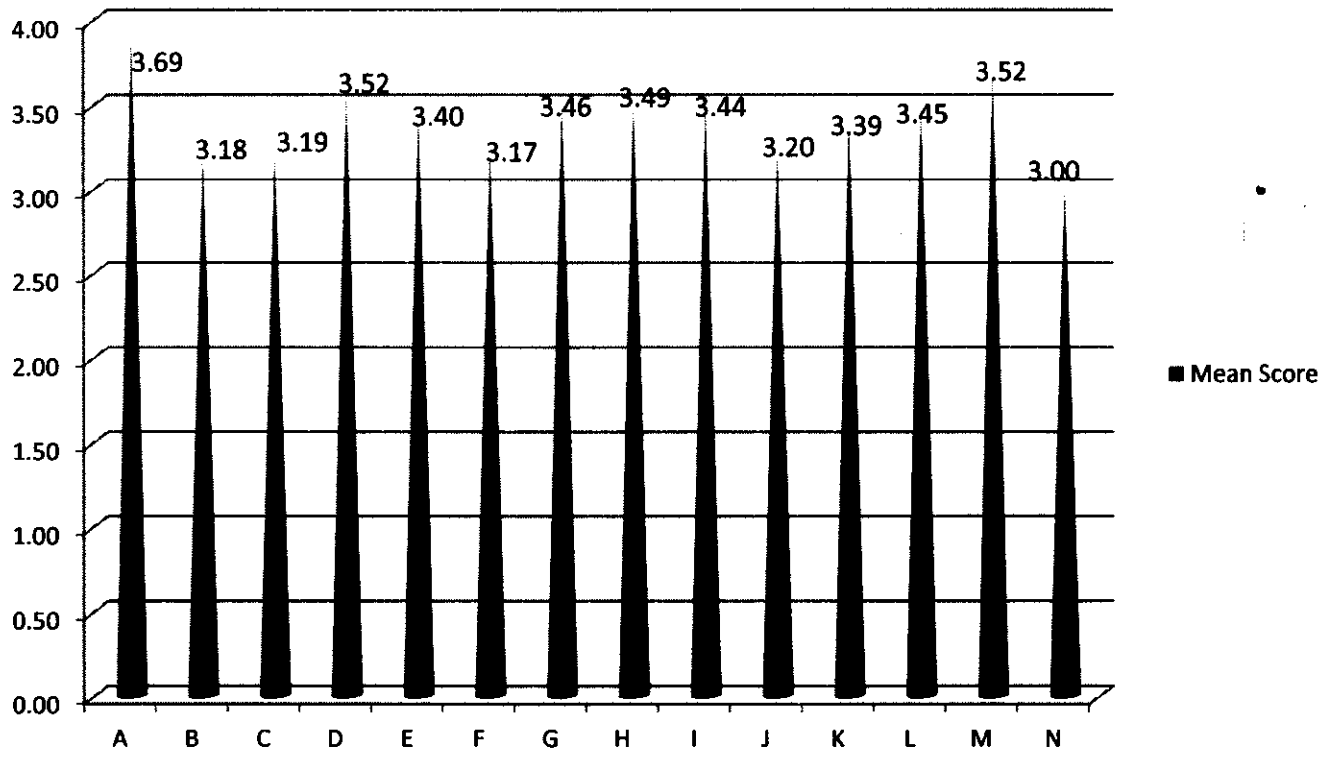


### M. Pharm. Course Program Score Session 2018-19






## SoS in Pharmacy Faculty Overall Score



## STUDENT FEEDBACK SUMMARY REPORT (2018-19)

The student feedback forms (questionnaires 1, 2 and 3) were collected from the students of B. Pharm. and M. Pharm. at the end of every semester.

The thorough analysis of feedback forms stands from very good to satisfactory. Overall good performance of the institute and the faculty members was observed

  
Prof. & Head  
University Institute of Pharmacy  
Pt. Ravishankar Shukla University  
RAIPUR (C.G.)

  
In/charge Feedback Cell

## **STUDENT FEEDBACK SUMMARY REPORT (2018-19)**

The student feedback forms (questionnaires 1, 2 and 3) were collected from the students of B. Pharm. and M. Pharm. at the end of every semester.

### **SUGGESTIONS GIVEN BY STUDENTS**

1. Industrial visit must be added in the syllabus.
2. Question papers in sessional examinations must be more objective than subjective.
3. Organizing surprise tests.

The feedback received from the students B. Pharm. and M. Pharm (2018-19) was discussed in details in the staff Council meeting. It was unanimously decided to find out the weak points from the feedback and resolve them for improvement. The suggestions made by the students may be also taken into consideration. It was resolved to prepare the action taken report for the feedback.

### **ACTION TAKEN REPORT**

1. The institute is very keen about the Industrial training for students and all efforts will be made in this direction now.
2. Question papers in sessional examinations are both subjective and objective.
3. Surprise tests are organized by faculty members from time to time.

The thorough analysis of feedback forms stands from very good to satisfactory. Overall good performance of the institute and the faculty members was observed

  
**In/charge Feedback Cell**

**Class: B.P.Ed 1<sup>st</sup> Semester 2018-19**

**Total No. of Students- 28**

**Questions for Feedback: Questionnaire-1**

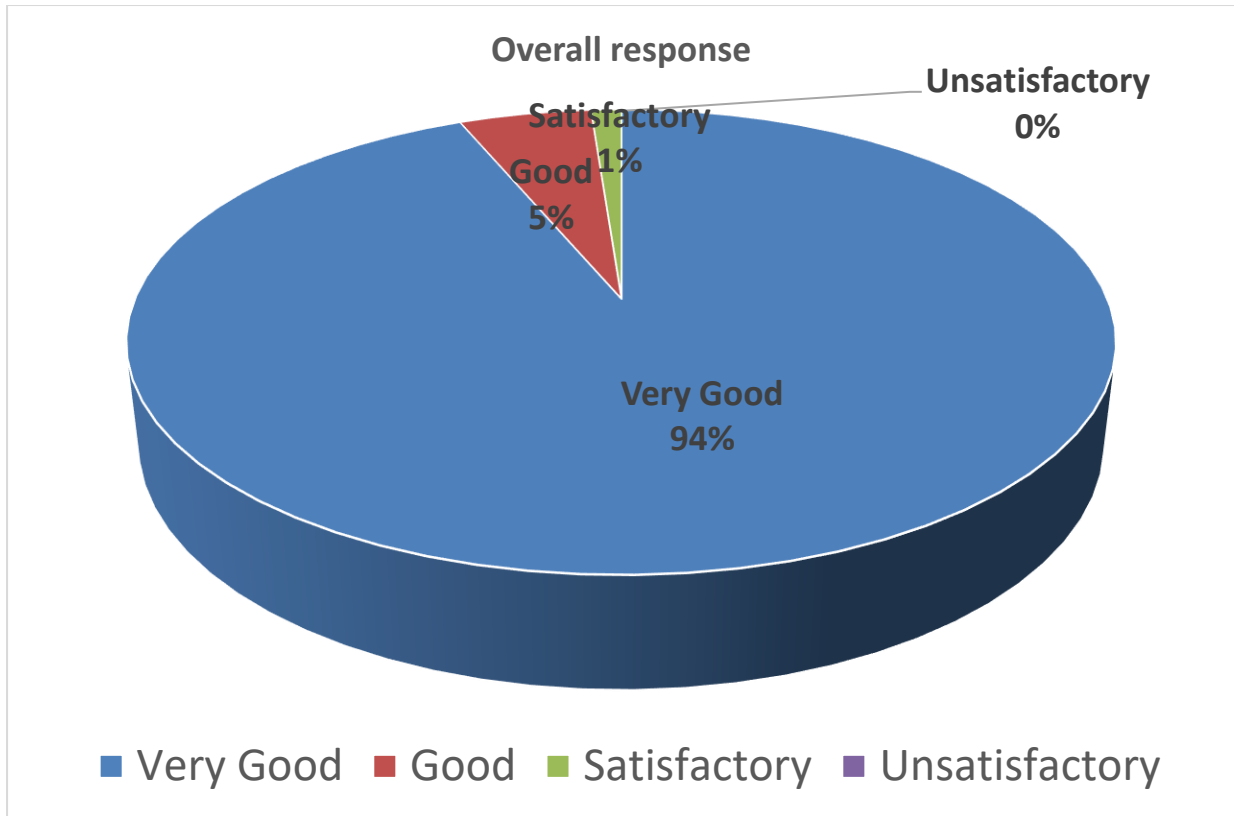
<b>S. No</b>	<b>Question</b>
1.	Depth of the course content including project work, if any
2.	Extent of coverage of course.
3.	Application /relevance to real life situation.
4.	Learning value (in term of knowledge, concepts, manual skills, analytical abilities and broadening perspectives).
5.	Clarity and relevance of textual reading material
6.	Relevance of additional source of material (Library).
7.	Extent of effort required by students (You) to cope with the course /program.
8.	Provision of sufficient time for feedback.
9.	Overall rating.

**Categories of responses for feedback from students**

<b>S. No.</b>	<b>Category for response</b>
1.	Very Good
2.	Good
3.	Satisfactory
4.	Unsatisfactory

<b>S. No</b>	<b>Question</b>	<b>Response</b>			
		<b>Very Good</b>	<b>Good</b>	<b>Satisfactory</b>	<b>Unsatisfactory</b>
1.	A	28	0	0	0
2.	B	25	3	0	0
3.	C	26	2	0	0
4.	D	21	5	2	0
5.	E	28	0	0	0
6.	F	27	1	0	0
7.	G	25	2	1	0

8.	H	28	0	0	0
9.	I	28	0	0	0
TOTAL		236	13	3	0



**Class: B.P.Ed 1<sup>st</sup> Semester 2018-19**

**Total No. of Students: - 28**

S. No.	Subjects	Name of Teacher
1.	Health Education and Environmental Studies	Prof. Reeta venugopal
2.	Anatomy and Physiology	Dr. N.M Ghosh
3.	Officiating and Coaching	Dr. Milind Bhandeo
4.	History Principle Foundation of Physical Education	Mr. Komal Verma

**Questions for Feedback: Questionnaire-2**

S. No	Question
10.	Knowledge base of the teacher (as perceived by you)
11.	Communication skills (in terms of articulation & comprehensibility)

<b>12.</b>	Sincerity/ Commitment of the teacher
<b>13.</b>	Interest generated by the teacher
<b>14.</b>	Ability to integrate course material with others environment / other issues, to provide a broader perspective
<b>15.</b>	Ability to integrate content with other courses
<b>16.</b>	Accessibility of the teacher in & out of the class (include availability of the teacher to motivate further study & discussion outside class)
<b>17.</b>	Ability to design quizzes /tests/assignment/ examination & projects to evaluate students understanding of the course
<b>18.</b>	Overall rating

### Categories of responses for feedback from students

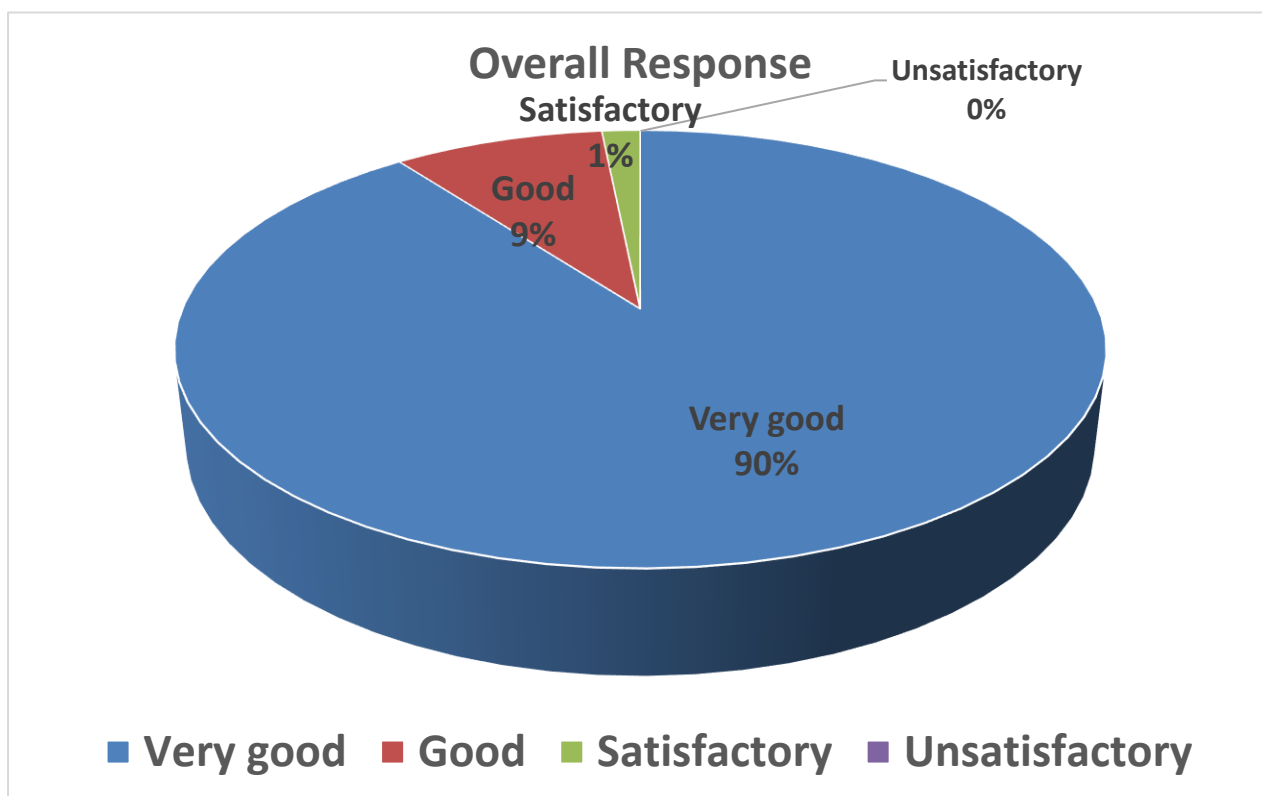
<b>S. No.</b>	<b>Category for response</b>
<b>5.</b>	Very Good
<b>6.</b>	Good
<b>7.</b>	Satisfactory
<b>8.</b>	Unsatisfactory

## Feedback

**Prof. Reeta Venugopal**

**Subject: Health Education and Environmental Studies**

S.N	Question	Response			
		Very good	Good	Satisfactory	Unsatisfactory
1.	A	24	1	3	0
2.	B	28	0	0	0
3.	C	20	8	0	0
4.	D	28	0	0	0
5.	E	28	0	0	0
6.	F	28	0	0	0
7.	G	20	8	0	0
8.	H	24	4	0	0
9.	I	26	1	1	0
Total		226	22	4	0



**Feedback**

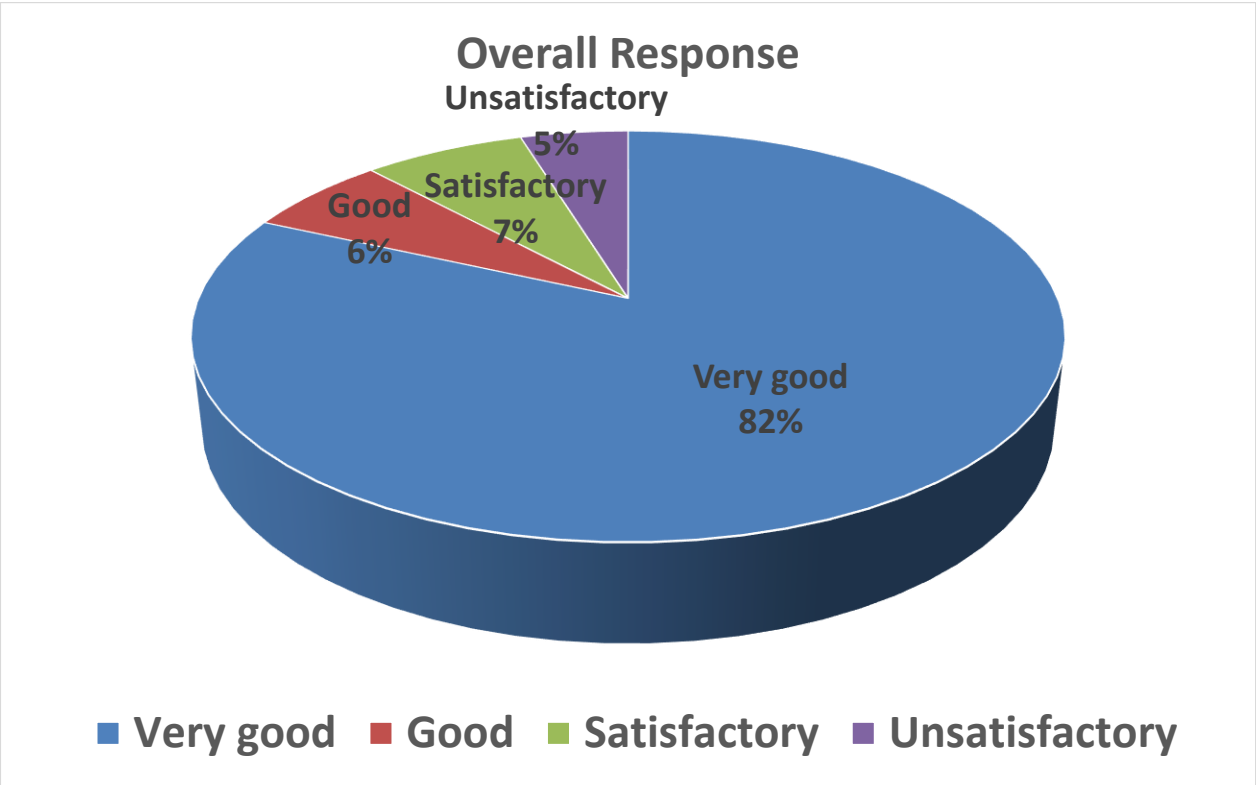
**Dr. Milind Bhandeo**

**Subject: Officiating and Coaching**

S.N	Question	Response			
		Very good	Good	Satisfactory	Unsatisfactory
1.	A	28	0	0	0
2.	B	20	4	4	0
3.	C	20	0	8	0
4.	D	20	2	2	4
5.	E	26	2	0	0
6.	F	28	0	0	0
7.	G	28	0	0	0
8.	H	18	4	2	4
9.	I	18	4	2	4



Total	206	16	18	12
-------	-----	----	----	----

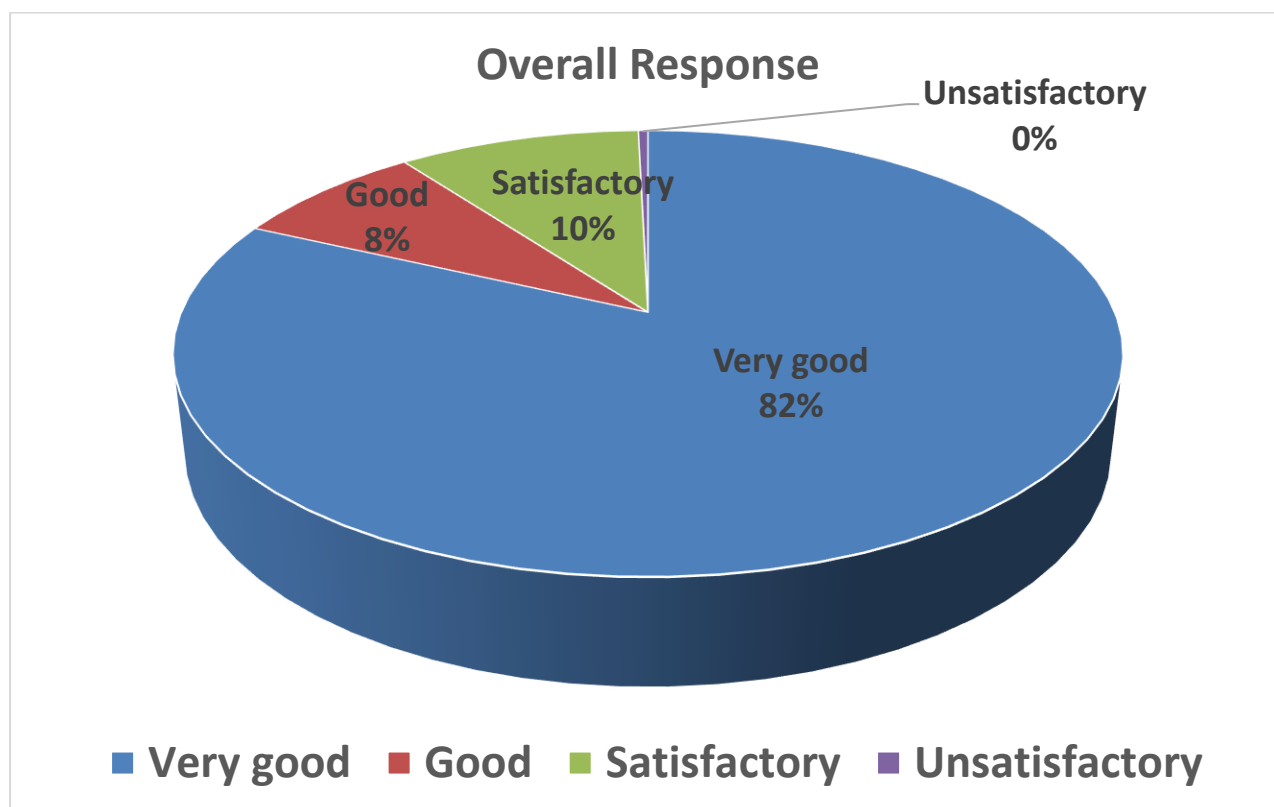


## Feedback

Dr. N.M Ghosh

**Subject:** Anatomy and Physiology

S.N	Question	Response			
		Very good	Good	Satisfactory	Unsatisfactory
1.	A	24	4	0	0
2.	B	28	2	0	0
3.	C	20	6	2	0
4.	D	28	0	0	0
5.	E	20	1	7	0
6.	F	19	1	8	0
7.	G	28	0	0	0
8.	H	15	5	7	1
9.	I	26	1	1	0
Total		205	20	25	0

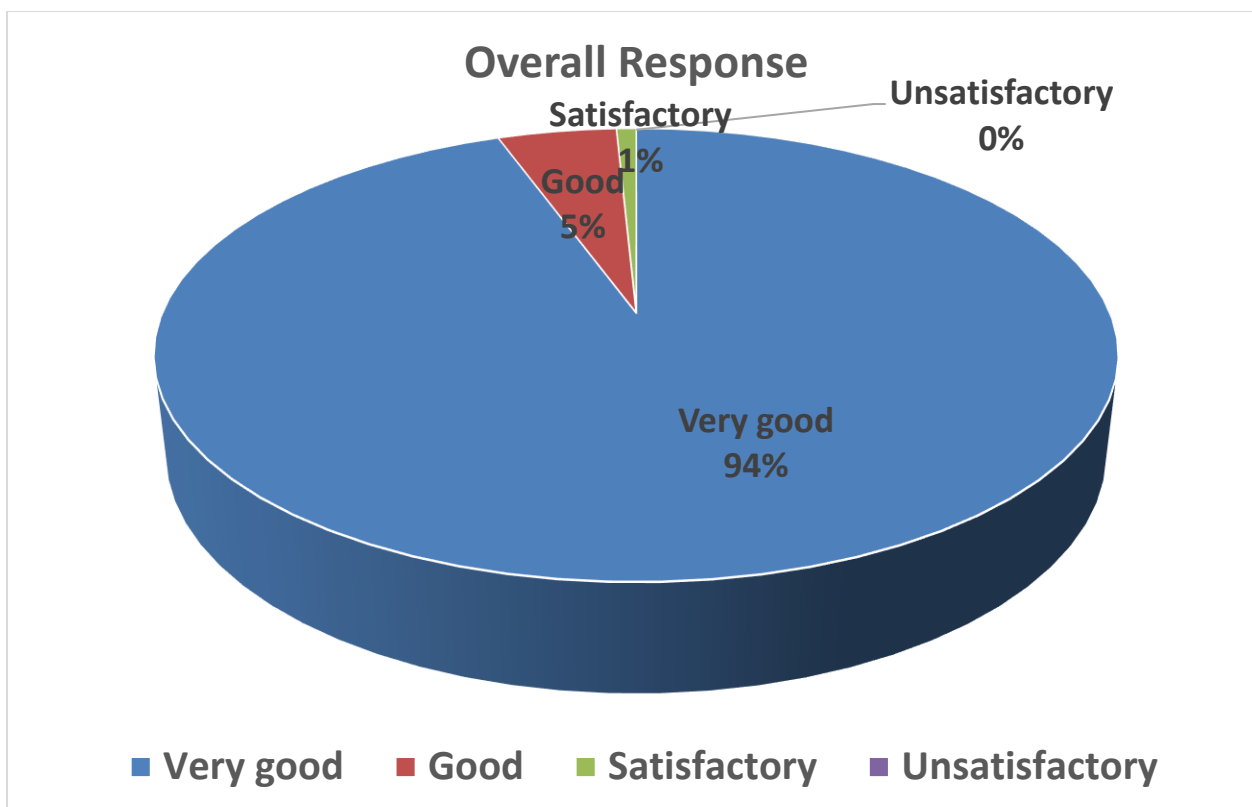


## Feedback

Mr. Komal Verma

### Subject: History Principle Foundation of Physical Education

S.N	Question	Response			
		Very good	Good	Satisfactory	Unsatisfactory
1	A	28	0	0	0
2	B	26	2	0	0
3	C	25	3	0	0
4	D	27	1	0	0
5	E	28	0	0	0
6	F	28	0	0	0
7	G	20	6	2	0
8	H	28	0	0	0
9	I	28	0	0	0
Total		238	12	2	0



**Class: B.P.Ed 2<sup>nd</sup> Semester 2018-19**

**Total No. of Students- 40**

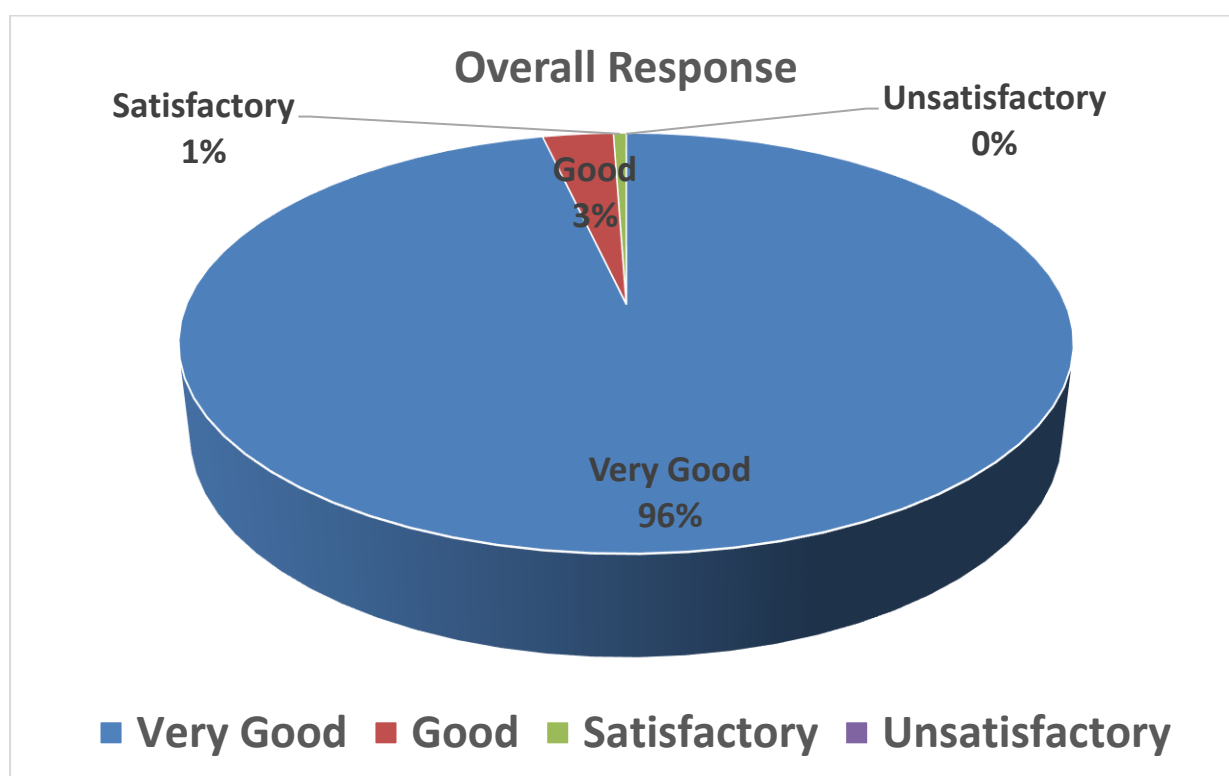
**Questions for Feedback: Questionnaire-1**

S. No	Question
19.	Depth of the course content including project work, if any
20.	Extent of coverage of course.
21.	Application /relevance to real life situation.
22.	Learning value (in term of knowledge, concepts, manual skills, analytical abilities and broadening perspectives).
23.	Clarity and relevance of textual reading material
24.	Relevance of additional source of material (Library).
25.	Extent of effort required by students (You) to cope with the course /program.
26.	Provision of sufficient time for feedback.
27.	Overall rating.

### Categories of responses for feedback from students

S. No.	Category for response
9.	Very Good
10.	Good
11.	Satisfactory
12.	Unsatisfactory

S. No	Question	Response			
		Very Good	Good	Satisfactory	Unsatisfactory
10.	A	40	0	0	0
11.	B	39	1	0	0
12.	C	40	0	0	0
13.	D	35	5	0	0
14.	E	39	1	0	0
15.	F	38	1	1	0
16.	G	36	3	1	0
17.	H	40	0	0	0
18.	I	40	0	0	0
TOTAL		347	11	2	0



**Class: B.P.Ed 2<sup>nd</sup> Semester 2018-19**

**Total No. of Students: - 40**

S. No.	Subjects	Name of Teacher
5.	Sports Nutrition and Weight Management	Prof. Reeta venugopal
6.	Yoga Education	Prof. Rajeev Choudhary
7.	Organization & Administration	Dr. Milind Bhandeo
8.	Education Technology and Methods of Teaching in physical Education	Mr. Komal Verma

**Questions for Feedback: Questionnaire-2**

S. No	Question
28.	Knowledge base of the teacher (as perceived by you)
29.	Communication skills (in terms of articulation & comprehensibility)
30.	Sincerity/ Commitment of the teacher
31.	Interest generated by the teacher
32.	Ability to integrate course material with others environment / other issues, to provide a broader perspective
33.	Ability to integrate content with other courses
34.	Accessibility of the teacher in & out of the class (include availability of the teacher to motivate further study & discussion outside class)
35.	Ability to design quizzes /tests/assignment/ examination & projects to evaluate students understanding of the course
36.	Overall rating

**Categories of responses for feedback from students**

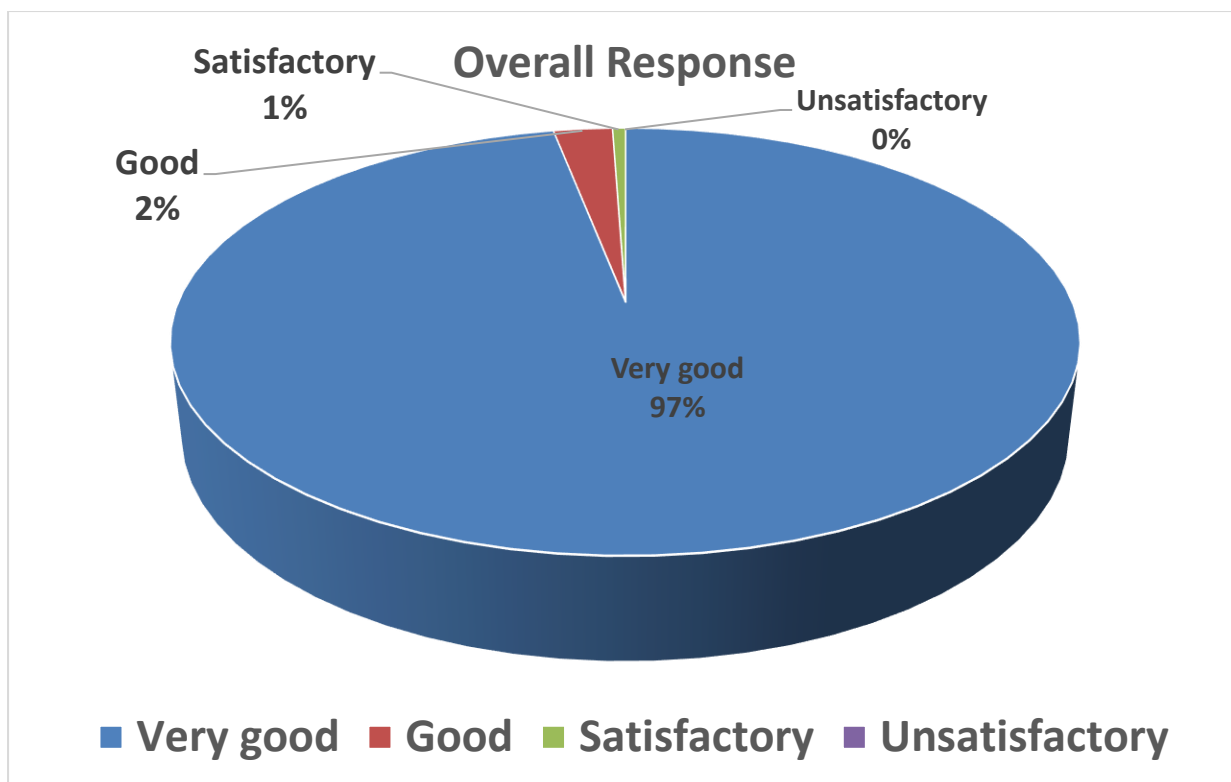
S. No.	Category for response
13.	Very Good
14.	Good
15.	Satisfactory
16.	Unsatisfactory

## Feedback

**Prof. Reeta Venugopal**

**Subject: Sports Nutrition and Weight Management**

S.N	Question	Response			
		Very good	Good	Satisfactory	Unsatisfactory
10.	A	40	0	0	0
11.	B	39	1	0	0
12.	C	38	2	0	0
13.	D	35	3	2	0
14.	E	40	0	0	0
15.	F	40	0	0	0
16.	G	39	1	0	0
17.	H	38	2	0	0
18.	I	40	0	0	0
Total		349	9	2	0



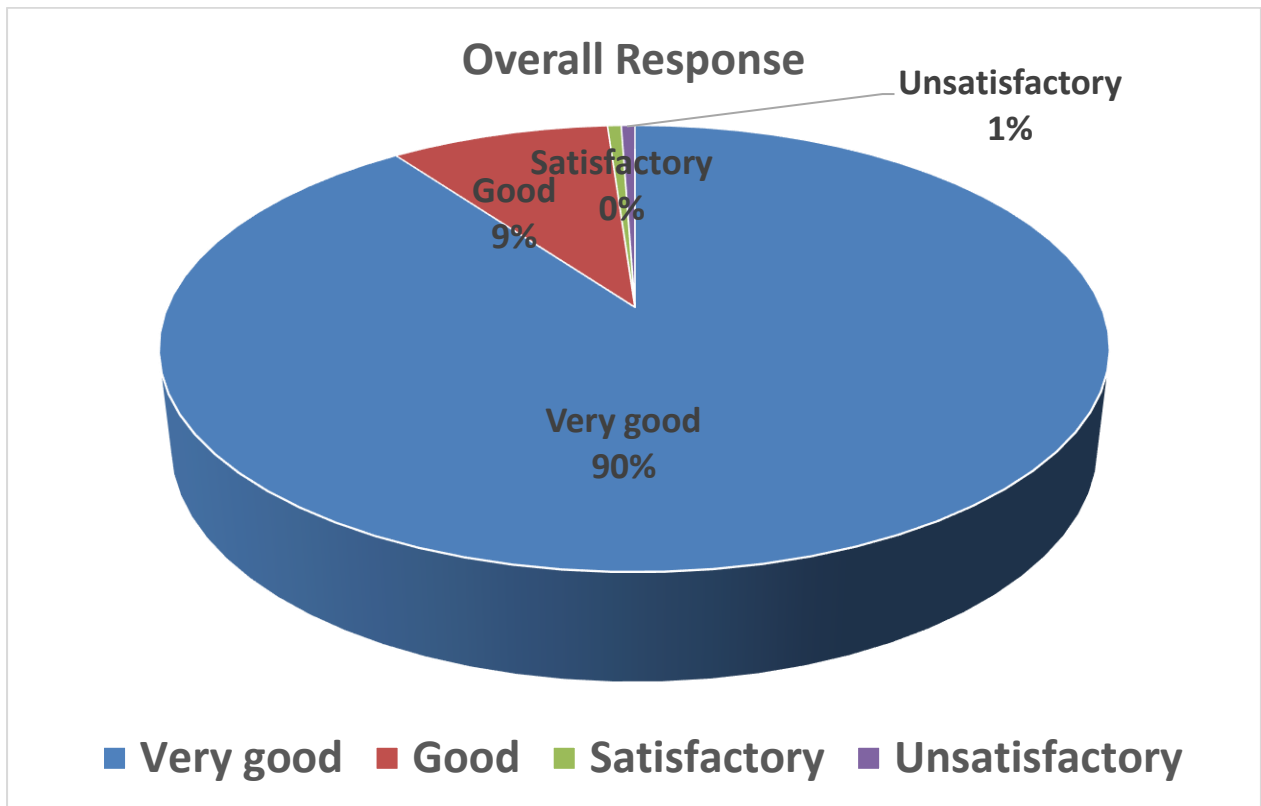
**Feedback**

**Prof. Rajeev Choudhary**

**Subject: Yoga Education**

S. No	Question	Response			
		Very good	Good	Satisfactory	Unsatisfactory
1.	A	35	5	0	0
2.	B	40	0	0	0
3.	C	40	0	0	0
4.	D	20	20	0	0
5.	E	38	2	0	0
6.	F	40	0	0	0
7.	G	39	1	0	0
8.	H	40	0	0	0
9.	I	32	4	2	2
Total		324	32	2	2





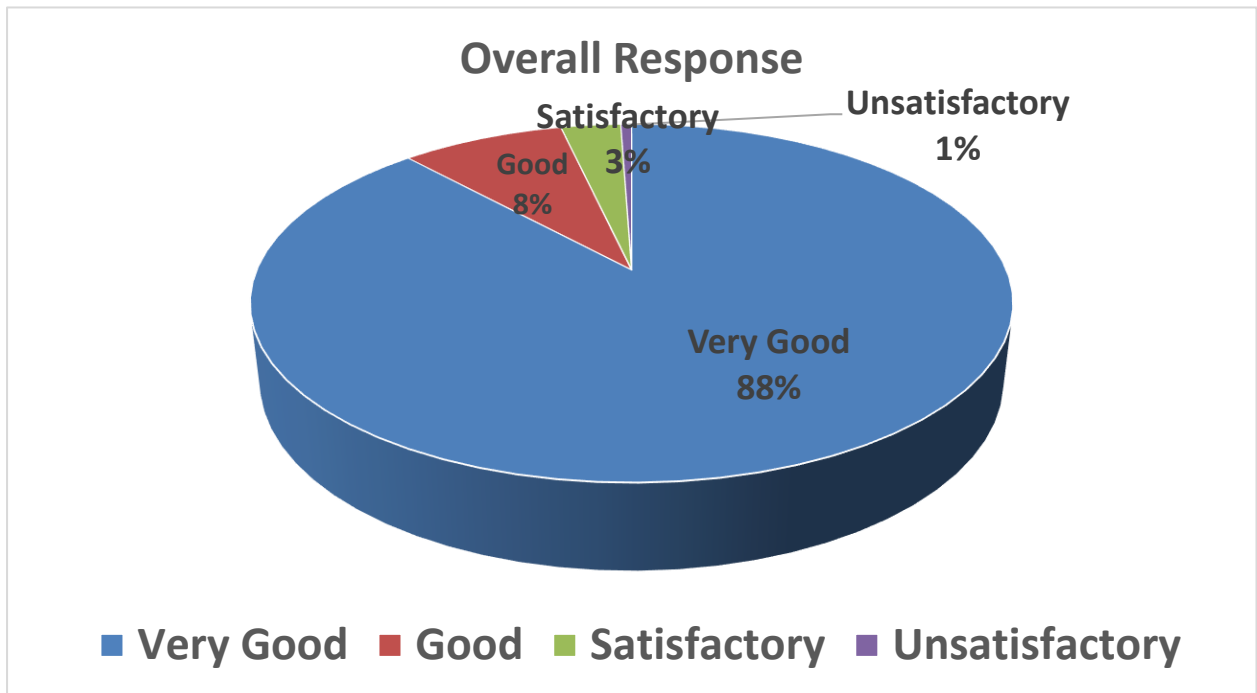
**Feedback**

**Mr. Komal Verma**

**Subject: Education Technology and Methods of Teaching in Physical Education**

S. No	Question	Response			
		Very Good	Good	Satisfactory	Unsatisfactory
1.	A	39	1	0	0
2.	B	40	0	0	0
3.	C	35	5	0	0
4.	D	30	4	6	0
5.	E	32	8	0	0

6.	F	35	3	2	0
7.	G	30	8	3	2
8.	H	39	1	0	0
9.	I	40	0	0	0
Total		320	30	11	2



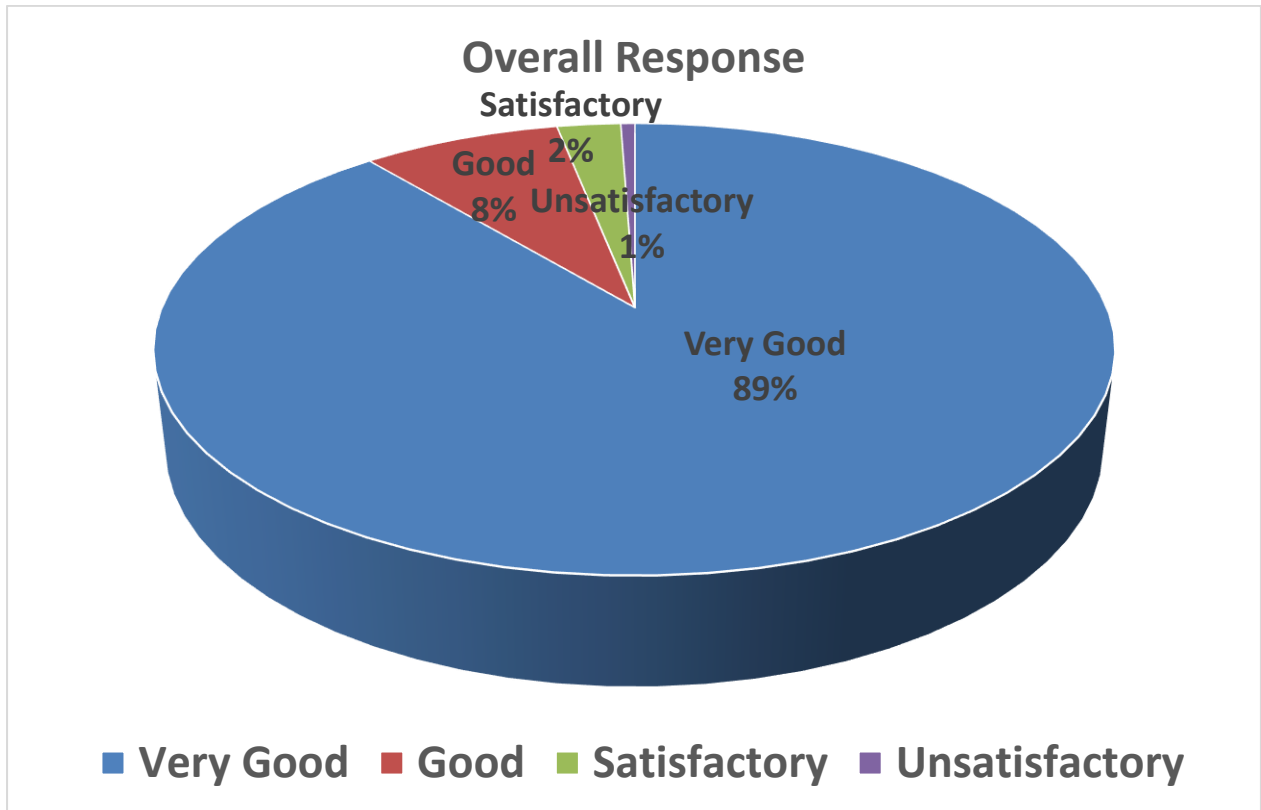
**Feedback**

**Dr. Milind Bhandeo**

**Subject: Organization & Administration**

S. No	Question	Response			
		Very Good	Good	Satisfactory	Unsatisfactory
1.	A	31	1	0	0
2.	B	30	5	5	0
3.	C	32	6	2	0
4.	D	30	8	2	0
5.	E	40	0	0	0
6.	F	39	1	0	0
7.	G	40	0	0	0

8.	H	32	6	0	2
9.	I	39	1	0	0
Total		313	28	9	2



**Class: B.P.Ed 3<sup>rd</sup> Semester 2018-19**

**Total No. of Students- 15**

**Questions for Feedback: Questionnaire-1**

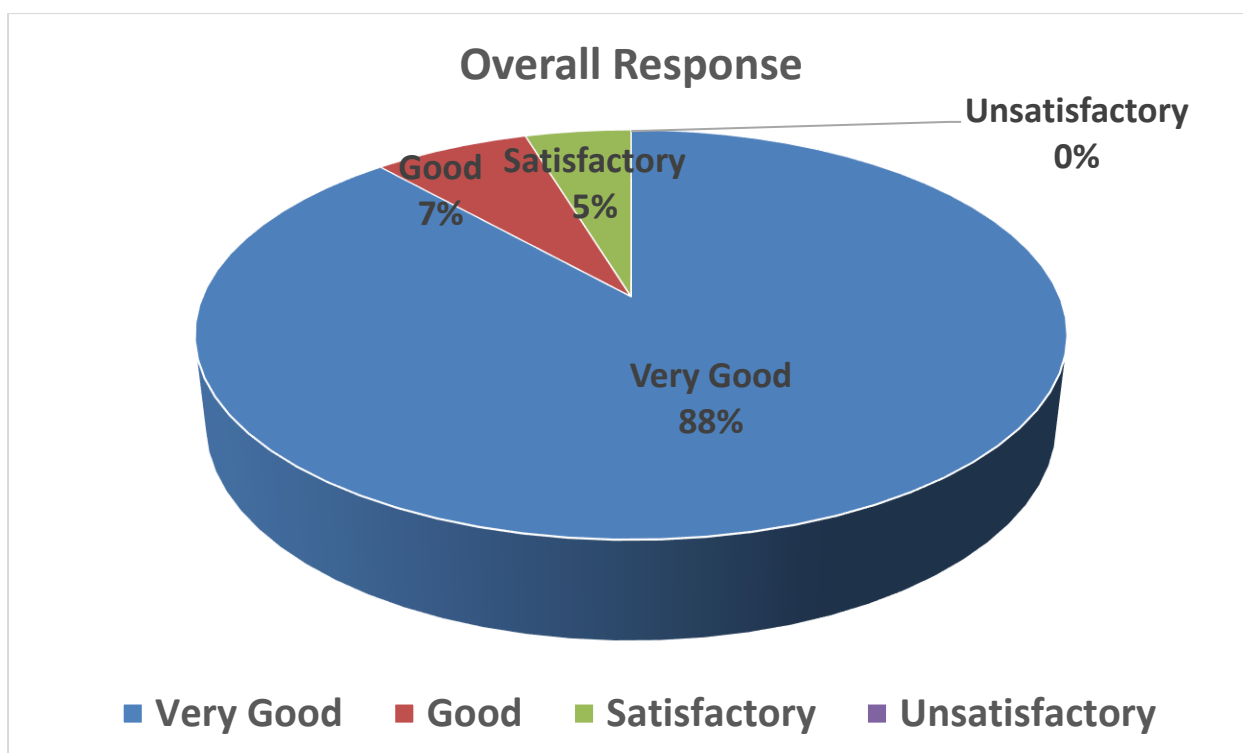
S. No	Question
37.	Depth of the course content including project work, if any
38.	Extent of coverage of course.
39.	Application /relevance to real life situation.
40.	Learning value (in term of knowledge, concepts, manual skills, analytical abilities and broadening perspectives).
41.	Clarity and relevance of textual reading material
42.	Relevance of additional source of material (Library).

43.	Extent of effort required by students (You) to cope with the course /program.
44.	Provision of sufficient time for feedback.
45.	Overall rating.

### Categories of responses for feedback from students

S. No.	Category for response
17.	Very Good
18.	Good
19.	Satisfactory
20.	Unsatisfactory

S. No	Question	Response			
		Very Good	Good	Satisfactory	Unsatisfactory
19.	A	45	0	0	0
20.	B	40	3	2	0
21.	C	36	5	4	0
22.	D	38	5	2	0
23.	E	40	3	2	0
24.	F	39	4	2	0
25.	G	40	2	3	0
26.	H	38	5	2	0
27.	I	42	1	2	0
TOTAL		358	28	19	0



**Class: B.P.Ed 3<sup>rd</sup> Semester 2018-19**

**Total No. of Students: - 45**

S. No.	Subjects	Name of Teacher
9.	Sports Psychology & Sociology	Prof. C.D Agashe
10.	Computer Application	Prof. Rajeev Chuodhary
11.	Sports Training	Prof. Rajeev Choudhary
12.	Sports Medicine & Rehabilitation	Dr. N.M Ghosh

**Questions for Feedback: Questionnaire-2**

S. No	Question
<b>46.</b>	Knowledge base of the teacher (as perceived by you)
<b>47.</b>	Communication skills (in terms of articulation & comprehensibility)
<b>48.</b>	Sincerity/ Commitment of the teacher
<b>49.</b>	Interest generated by the teacher
<b>50.</b>	Ability to integrate course material with others environment / other issues, to provide a broader perspective
<b>51.</b>	Ability to integrate content with other courses
<b>52.</b>	Accessibility of the teacher in & out of the class (include availability of the teacher to motivate further study & discussion outside class)

<b>53.</b>	Ability to design quizzes /tests/assignment/ examination & projects to evaluate students understanding of the course
<b>54.</b>	Overall rating

### Categories of responses for feedback from students

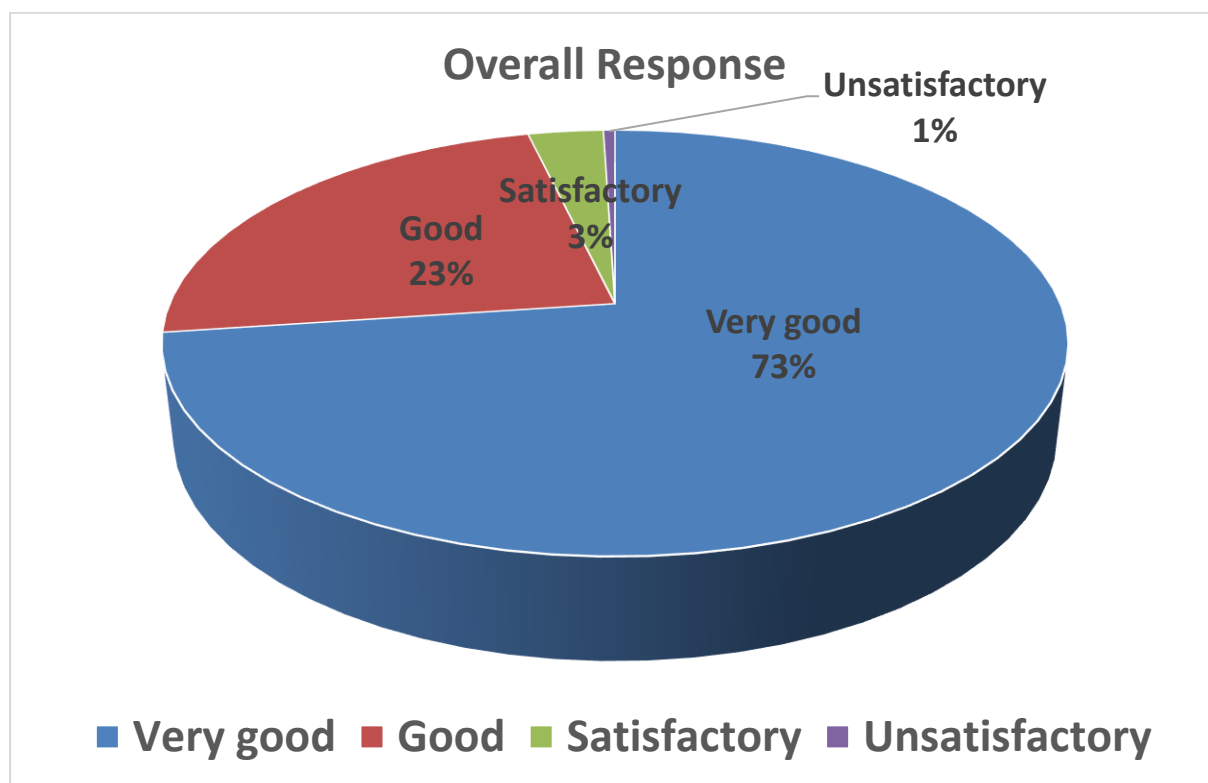
<b>S. No.</b>	<b>Category for response</b>
<b>21.</b>	Very Good
<b>22.</b>	Good
<b>23.</b>	Satisfactory
<b>24.</b>	Unsatisfactory

## Feedback

**Prof. Rajeev Choudhary**

**Subject: Computer Application**

S.N	Question	Response			
		Very good	Good	Satisfactory	Unsatisfactory
19.	A	39	1	5	0
20.	B	39	6	0	0
21.	C	35	5	3	2
22.	D	40	3	2	0
23.	E	39	6	0	0
24.	F	40	5	0	0
25.	G	20	22	3	0
26.	H	20	25	0	0
27.	I	23	22	0	0
Total		295	95	13	2



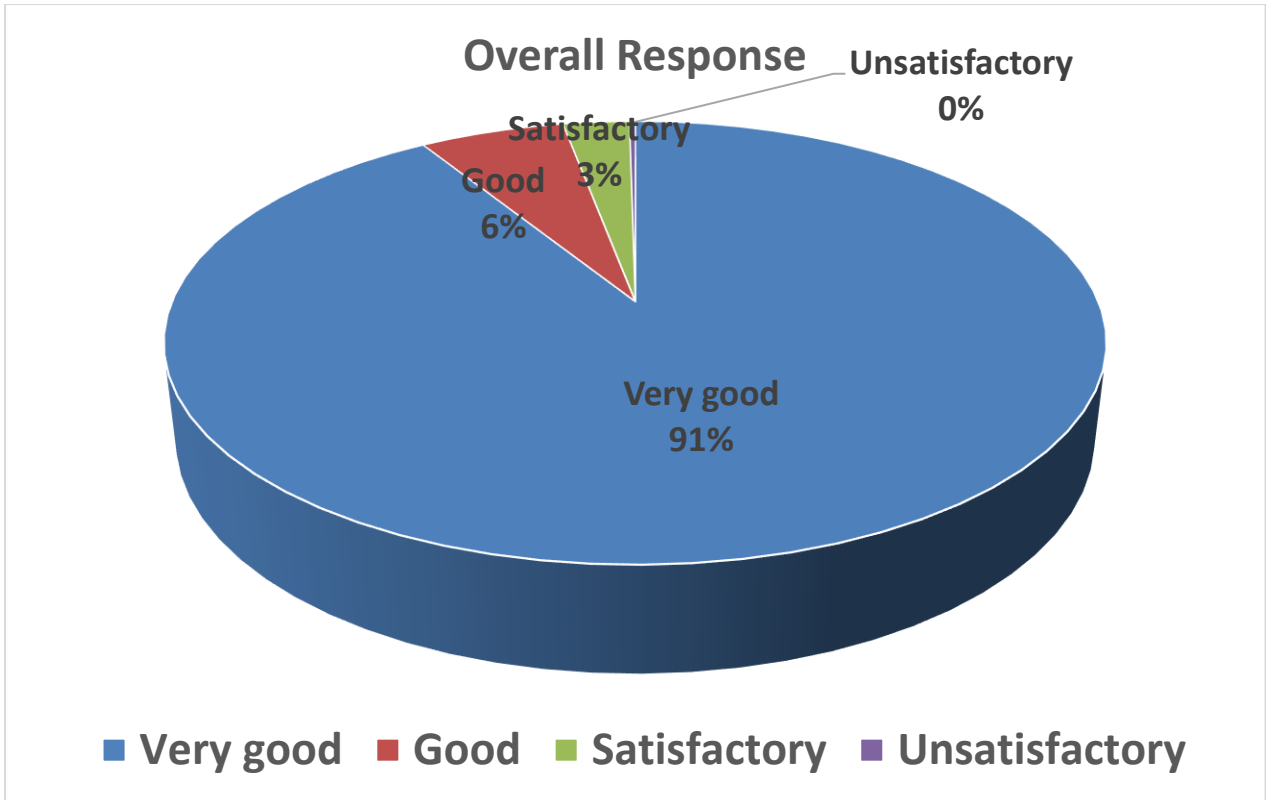
## Feedback

**Prof. Rajeev Choudhary**

**Subject: Sports Training**

S.N	Question	Response			
		Very good	Good	Satisfactory	Unsatisfactory
1.	A	40	3	2	0
2.	B	39	6	0	0
3.	C	43	2	0	0
4.	D	44	1	0	0
5.	E	35	3	7	0
6.	F	42	2	1	0
7.	G	41	4	0	0
8.	H	42	1	1	1
9.	I	43	2	0	0
Total					



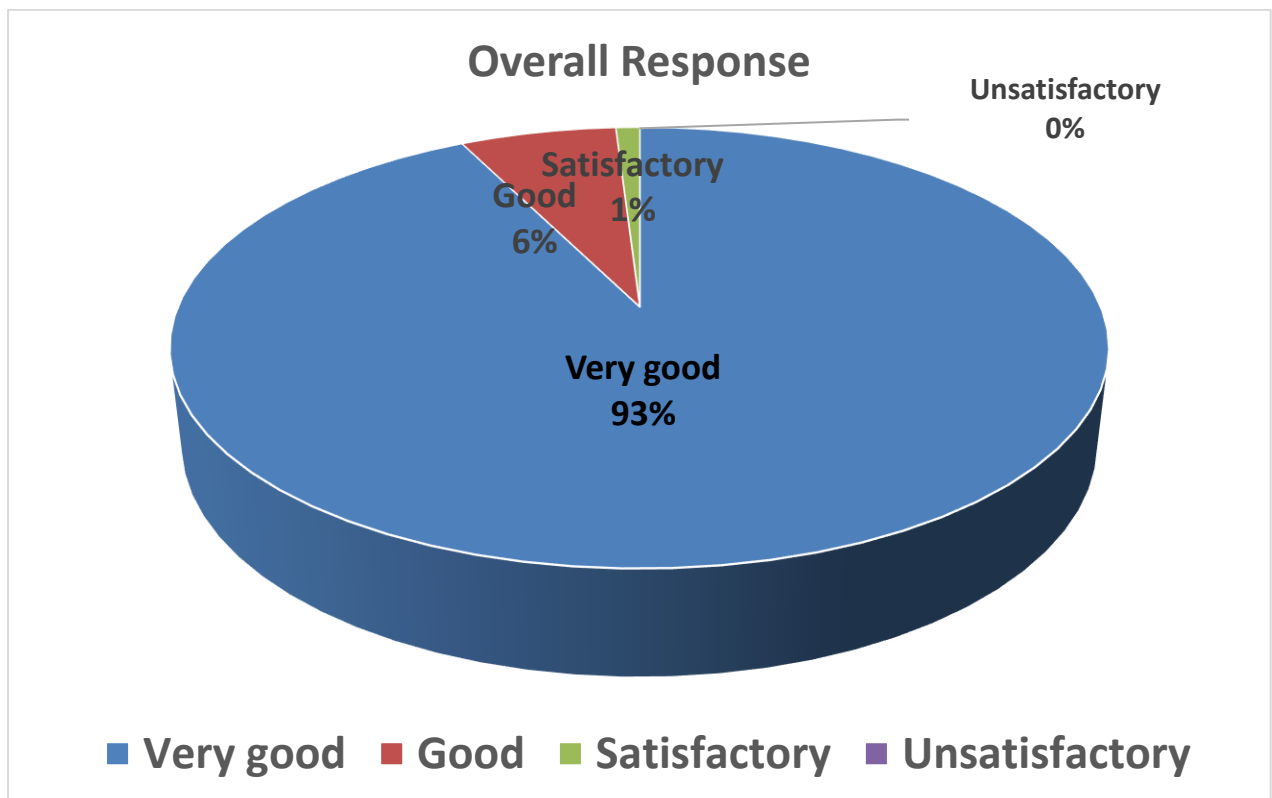


## Feedback

Prof. C.D Agashe

### Subject: Sports Psychology & Sociology

S.N	Question	Response			
		Very good	Good	Satisfactory	Unsatisfactory
1.	A	45	0	0	0
2.	B	45	0	0	0
3.	C	45	0	0	0
4.	D	40	3	2	0
5.	E	41	2	2	0
6.	F	40	5	0	0
7.	G	44	1	0	0
8.	H	30	15	0	0
9.	I	45	0	0	0
Total		375	26	4	0

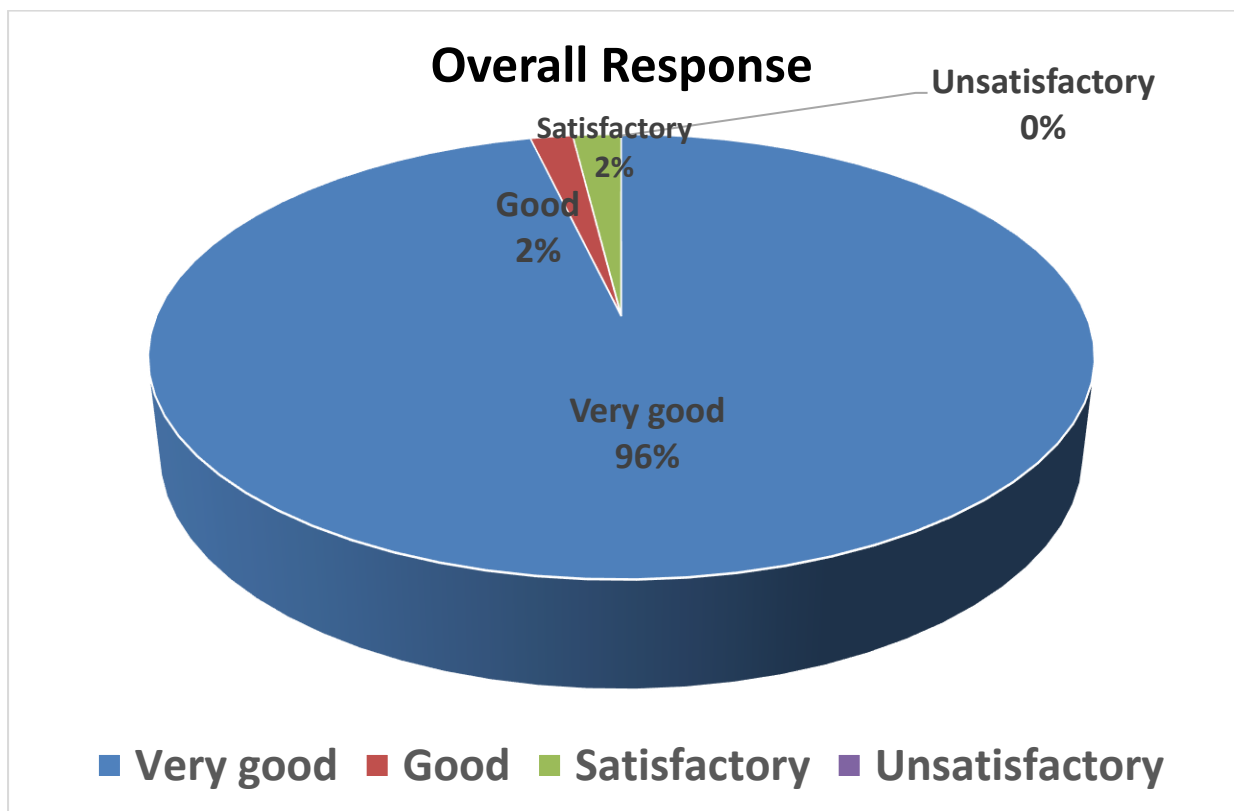


Feedback

Dr. N.M Ghosh

Subject: Sports Medicine & Rehabilitation

S.N	Question	Response			
		Very good	Good	Satisfactory	Unsatisfactory
1.	A	42	3	0	0
2.	B	45	0	0	0
3.	C	44	1	0	0
4.	D	40	0	5	0
5.	E	43	2	0	0
6.	F	45	0	0	0
7.	G	45	0	0	0
8.	H	41	1	3	0
9.	I	45	0	0	0
Total		390	60	8	0



**Class: B.P.Ed 4<sup>th</sup> Semester 2018-19**

**Total No. of Students- 36**

**Questions for Feedback: Questionnaire-1**

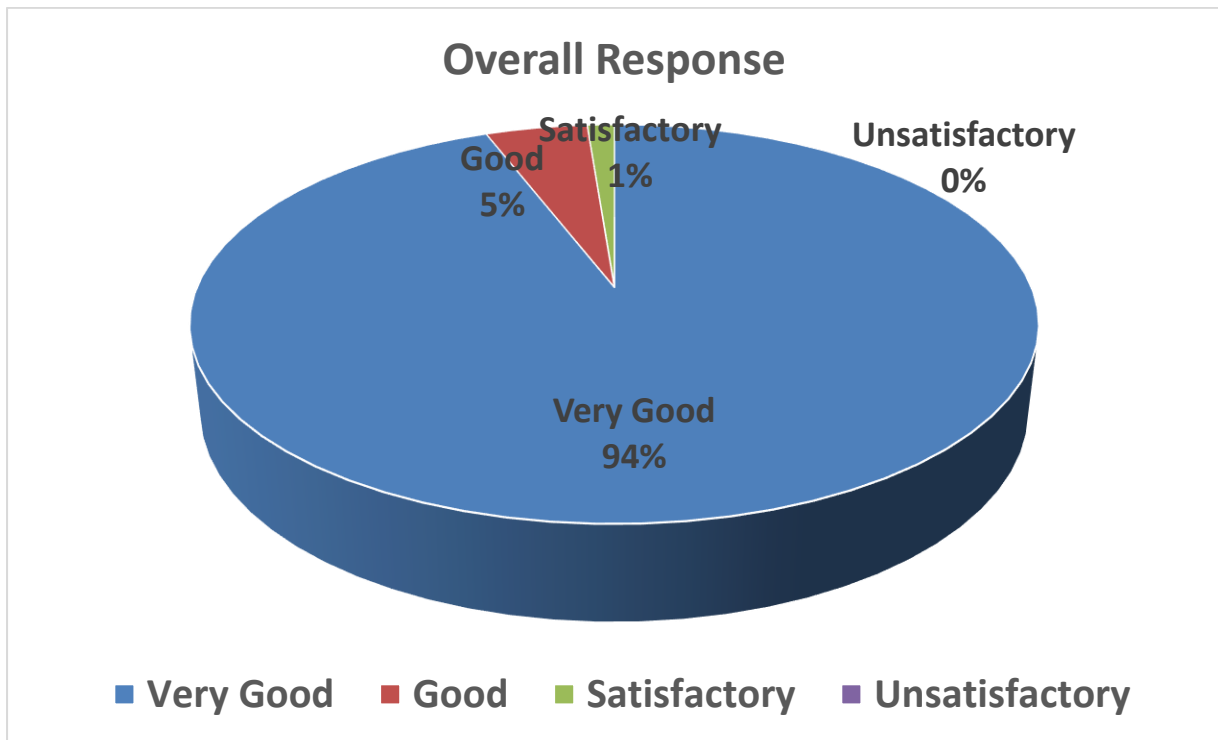
<b>S. No</b>	<b>Question</b>
55.	Depth of the course content including project work, if any
56.	Extent of coverage of course.
57.	Application /relevance to real life situation.
58.	Learning value (in term of knowledge, concepts, manual skills, analytical abilities and broadening perspectives).
59.	Clarity and relevance of textual reading material
60.	Relevance of additional source of material (Library).
61.	Extent of effort required by students (You) to cope with the course /program.
62.	Provision of sufficient time for feedback.
63.	Overall rating.

**Categories of responses for feedback from students**

<b>S. No.</b>	<b>Category for response</b>
25.	Very Good
26.	Good
27.	Satisfactory
28.	Unsatisfactory

<b>S. No</b>	<b>Question</b>	<b>Response</b>			
		<b>Very Good</b>	<b>Good</b>	<b>Satisfactory</b>	<b>Unsatisfactory</b>
28.	A	34	2	0	0
29.	B	33	3	0	0
30.	C	34	2	0	0
31.	D	35	1	0	0

32.	E	33	2	1	0
33.	F	35	1	0	0
34.	G	34	1	1	0
35.	H	32	2	2	0
36.	I	35	1	0	0
TOTAL		305	15	4	0



**Feedback**

**Class: B.P.Ed 4th Semester 2018-19**

**Total No. of Students: - 36**

S. No.	Subjects	Name of Teacher
13	Test Measurement and Evaluation	Prof. C.D Agashe
14	Research and Statistics in Physical Education	Prof. Rajeev Choudhary
15	Kinesiology & Biomechanics	Dr. N.M Ghosh
16	Sports Management	Mr. Komal Verma

**Questions for Feedback: Questionnaire-2**

S. No	Question
64.	Knowledge base of the teacher (as perceived by you)

<b>65.</b>	Communication skills (in terms of articulation & comprehensibility)
<b>66.</b>	Sincerity/ Commitment of the teacher
<b>67.</b>	Interest generated by the teacher
<b>68.</b>	Ability to integrate course material with others environment / other issues, to provide a broader perspective
<b>69.</b>	Ability to integrate content with other courses
<b>70.</b>	Accessibility of the teacher in & out of the class (include availability of the teacher to motivate further study & discussion outside class)
<b>71.</b>	Ability to design quizzes /tests/assignment/ examination & projects to evaluate students understanding of the course
<b>72.</b>	Overall rating

### Categories of responses for feedback from students

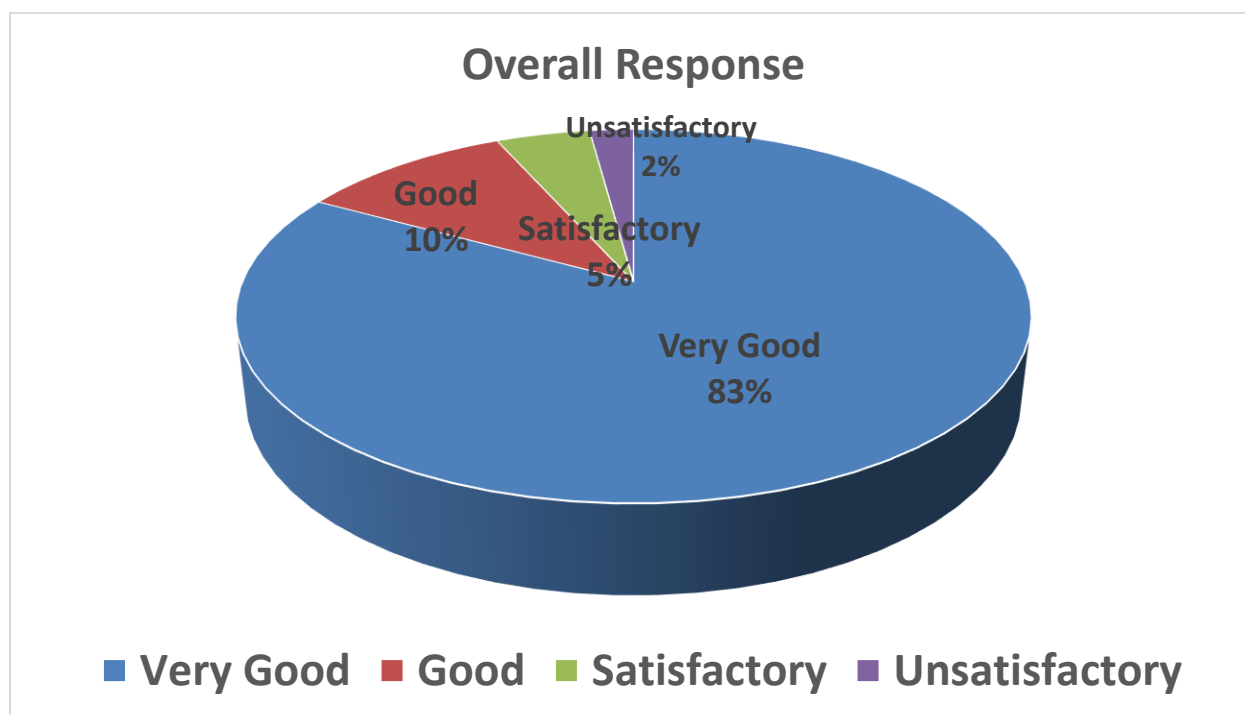
<b>S. No.</b>	<b>Category for response</b>
<b>29.</b>	Very Good
<b>30.</b>	Good
<b>31.</b>	Satisfactory
<b>32.</b>	Unsatisfactory

## Feedback

Prof. Rajeev Choudhary

Subject: Research and Statistics in Physical Education

S. No	Question	Response			
		Very Good	Good	Satisfactory	Unsatisfactory
1.	A	30	6	0	0
2.	B	29	4	3	0
3.	C	26	4	3	3
4.	D	28	6	2	0
5.	E	27	7	3	3
6.	F	36	0	0	0
7.	G	30	2	3	1
8.	H	36	0	0	0
9.	I	31	5	1	0
Total		273	34	15	7





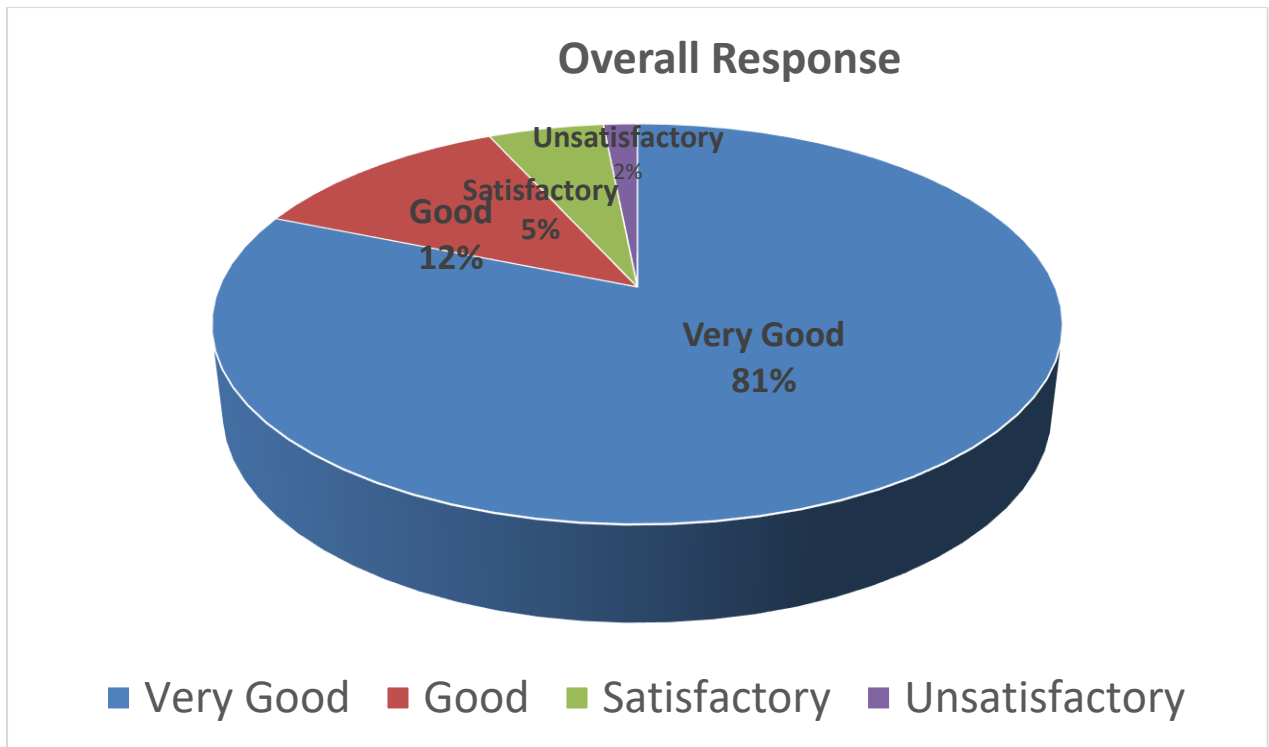


## Feedback

Prof. C.D Agashe

Subject: Test Measurement and Evaluation

S. No	Question	Response			
		Very Good	Good	Satisfactory	Unsatisfactory
1.	A	26	5	5	0
2.	B	20	10	3	3
3.	C	36	0	0	0
4.	D	30	3	3	0
5.	E	32	1	3	0
6.	F	36	0	0	0
7.	G	20	11	3	2
8.	H	31	5	0	0
9.	I	32	4	0	0
Total		263	39	17	5



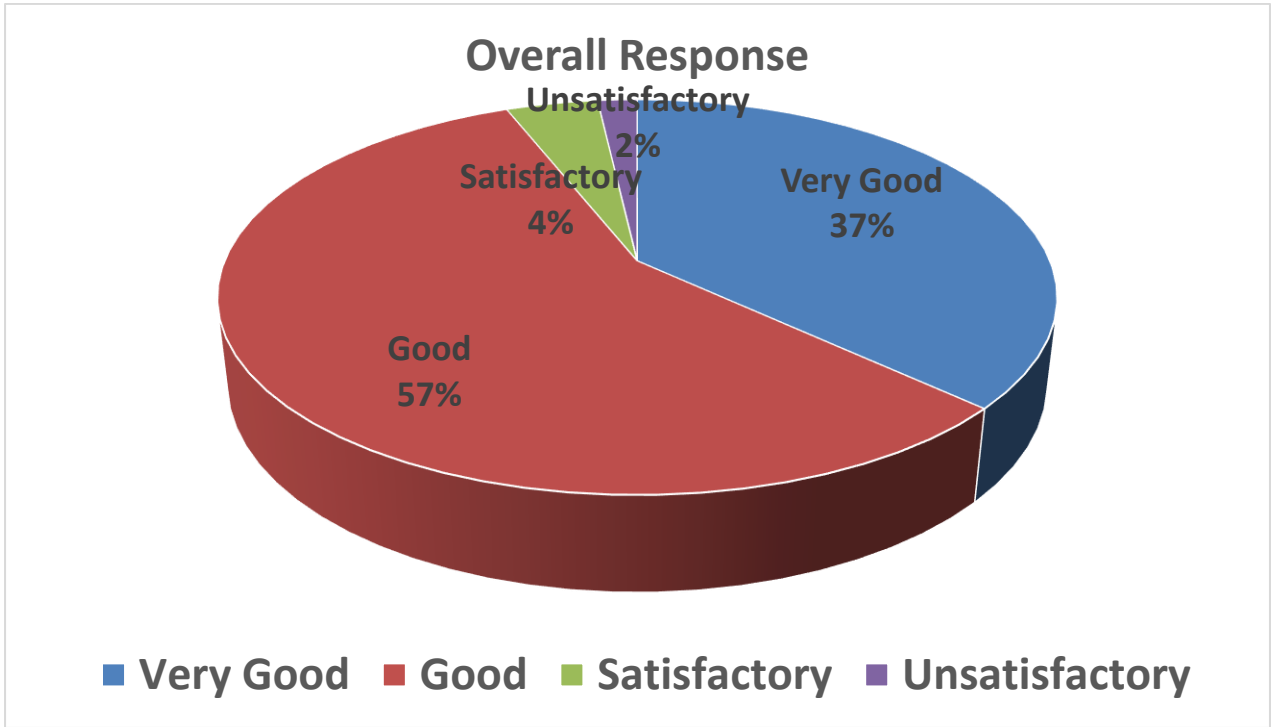
**Feedback**

**Mr. Komal Verma**

**Subject: Sports Management**

S. No	Question	Response			
		Very Good	Good	Satisfactory	Unsatisfactory
1.	A	6	30	0	0
2.	B	4	29	3	0
3.	C	4	26	3	3
4.	D	28	6	2	0
5.	E	7	27	3	3
6.	F	0	36	0	0
7.	G	6	30	3	0

8.	H	36	0	0	0
9.	I	31	5	0	0
Total		122	189	14	6

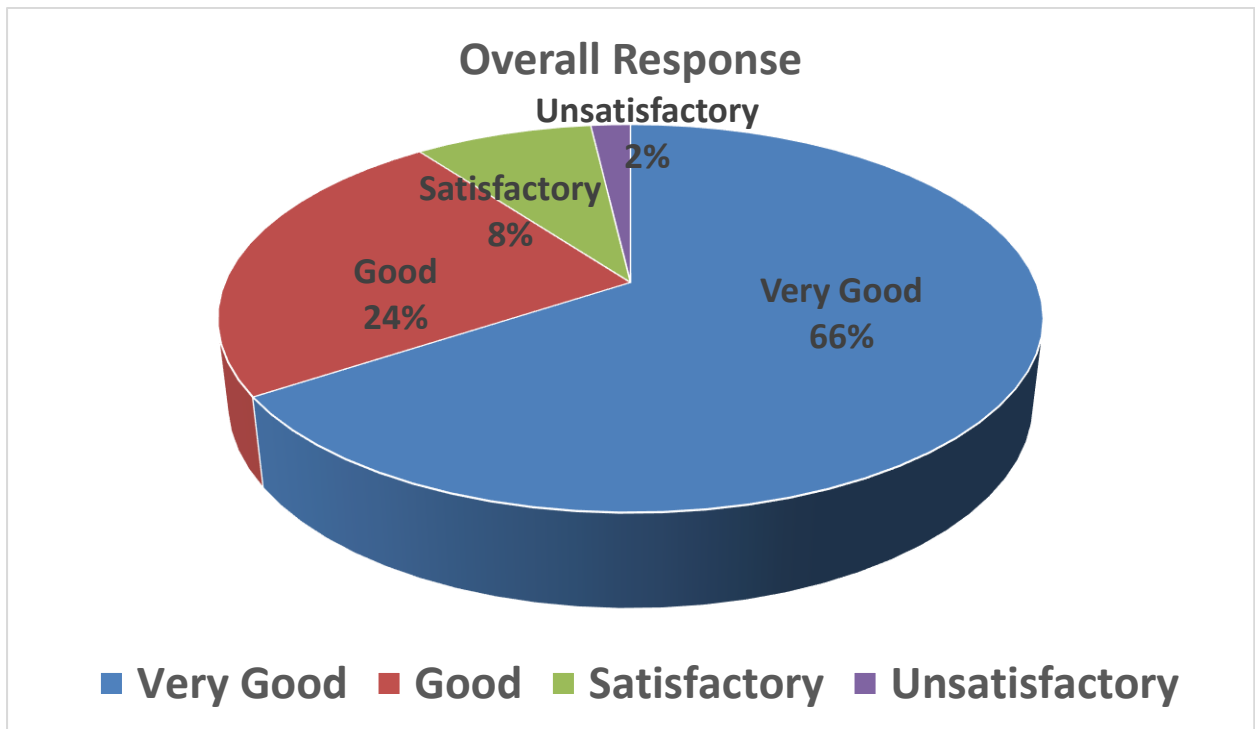


## Feedback

Dr. N.M. Ghosh

Subject: Kinesiology and Biomechanics

S. No	Question	Response			
		Very Good	Good	Satisfactory	Unsatisfactory
1.	A	20	15	1	0
2.	B	20	16	0	0
3.	C	18	16	2	0
4.	D	36	0	0	0
5.	E	32	4	0	0
6.	F	30	6	0	0
7.	G	10	10	16	0
8.	H	15	10	6	5
9.	I	32	1	2	1
Total		213	78	27	6



**Class: M.P.Ed.1<sup>st</sup> Semester 2018-19**

**Total No. of Students- 26**

**Questions for Feedback: Questionnaire-1**

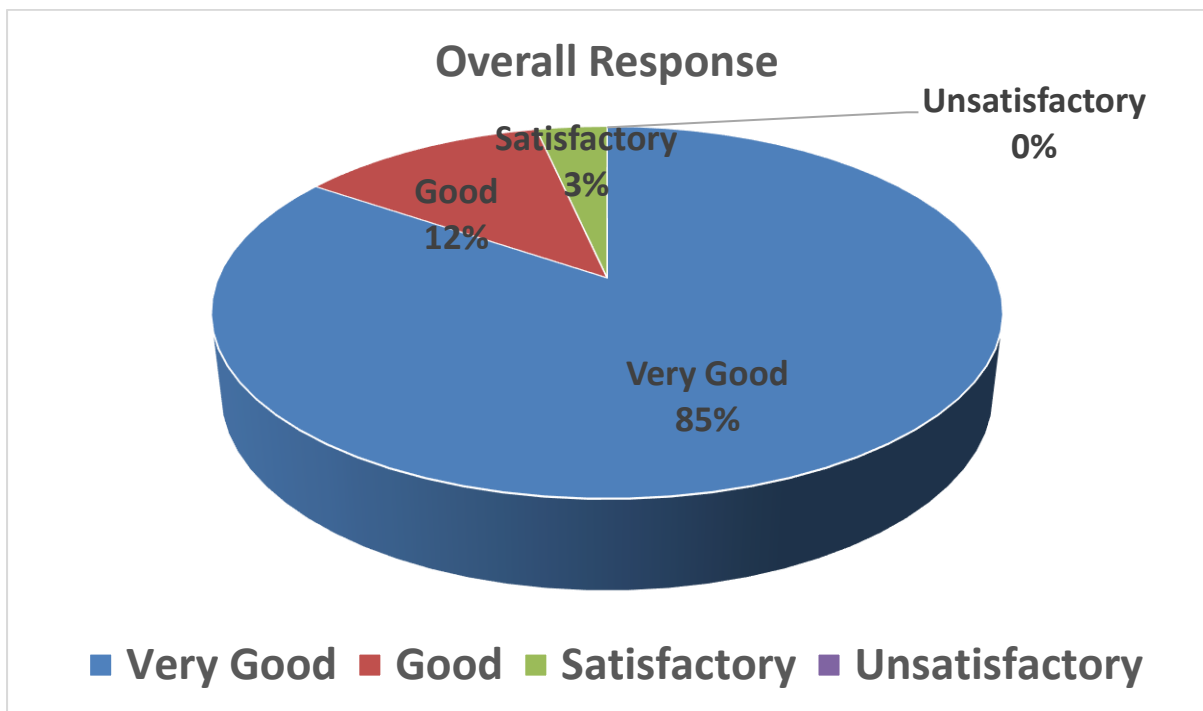
<b>S. No</b>	<b>Question</b>
<b>73.</b>	<b>Depth of the course content including project work, if any</b>
<b>74.</b>	<b>Extent of coverage of course.</b>
<b>75.</b>	<b>Application /relevance to real life situation.</b>
<b>76.</b>	<b>Learning value (in term of knowledge, concepts, manual skills, analytical abilities and broadening perspectives).</b>
<b>77.</b>	<b>Clarity and relevance of textual reading material</b>
<b>78.</b>	<b>Relevance of additional source of material (Library).</b>
<b>79.</b>	<b>Extent of effort required by students (You) to cope with the course /program.</b>
<b>80.</b>	<b>Provision of sufficient time for feedback.</b>
<b>81.</b>	<b>Overall rating.</b>

**Categories of responses for feedback from students**

<b>S. No.</b>	<b>Category for response</b>
<b>33.</b>	<b>Very Good</b>
<b>34.</b>	<b>Good</b>
<b>35.</b>	<b>Satisfactory</b>
<b>36.</b>	<b>Unsatisfactory</b>

<b>S. No</b>	<b>Question</b>	<b>Response</b>			
		<b>Very Good</b>	<b>Good</b>	<b>Satisfactory</b>	<b>Unsatisfactory</b>
37.	A	26	0	0	0
38.	B	24	2	0	0
39.	C	22	1	1	0

40.	D	19	6	1	0
41.	E	25	1	0	0
42.	F	21	4	1	0
43.	G	12	10	4	0
44.	H	23	3	0	0
45.	I	24	1	1	0
TOTAL		196	28	8	0



**Feedback**

**Class: M.P.Ed 1 Semester 2018 -19**

**Total No. of Students: - 30**

S. No.	Subjects	Name of Teacher
17.	Exercise physiology	Prof. Reeta Venugopal
18.	Test measurement and Evaluation in physical education	Prof. C.D Agashe
19.	Professional preparation and Curriculum designs	Dr. Milind Bhandeo
20.	Management of Physical education	Mr. Komal Verma

**Questions for Feedback: Questionnaire-2**

<b>S. No</b>	<b>Question</b>
<b>82.</b>	Knowledge base of the teacher (as perceived by you)
<b>83.</b>	Communication skills (in terms of articulation & comprehensibility)
<b>84.</b>	Sincerity/ Commitment of the teacher
<b>85.</b>	Interest generated by the teacher
<b>86.</b>	Ability to integrate course material with others environment / other issues, to provide a broader perspective
<b>87.</b>	Ability to integrate content with other courses
<b>88.</b>	Accessibility of the teacher in & out of the class (include availability of the teacher to motivate further study & discussion outside class)
<b>89.</b>	Ability to design quizzes /tests/assignment/ examination & projects to evaluate students understanding of the course
<b>90.</b>	Overall rating

### Categories of responses for feedback from students

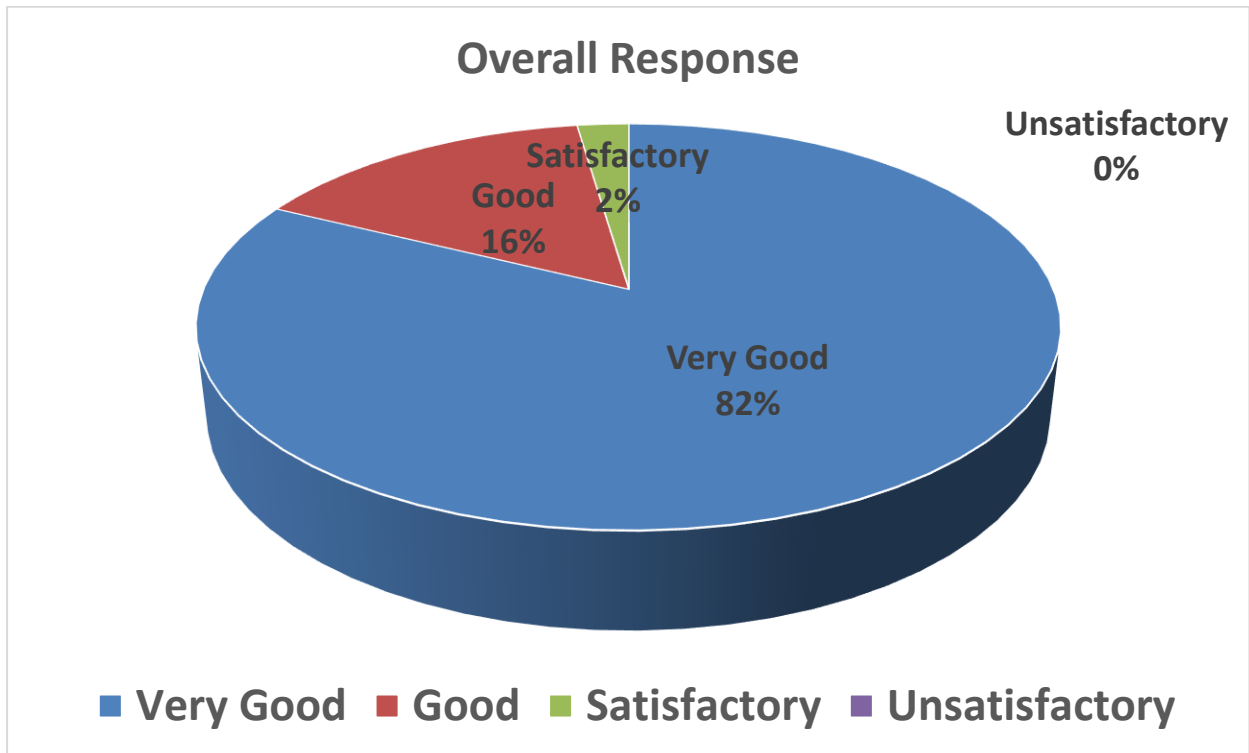
<b>S. No.</b>	<b>Category for response</b>
<b>37.</b>	Very Good
<b>38.</b>	Good
<b>39.</b>	Satisfactory
<b>40.</b>	Unsatisfactory

### Prof. Reeta Venugopal

#### Subject: Exercise physiology

<b>S. No</b>	<b>Question</b>	<b>Response</b>			
		Very Good	Good	Satisfactory	Unsatisfactory
10.	A	29	0	1	0
11.	B	25	5	0	0
12.	C	26	3	1	0

13.	D	15	1	4	0
14.	E	30	0	0	0
15.	F	30	0	0	0
16.	G	30	0	0	0
17.	H	1	29	0	0
18.	I	28	2	0	0
<b>Total</b>		214	40	6	0



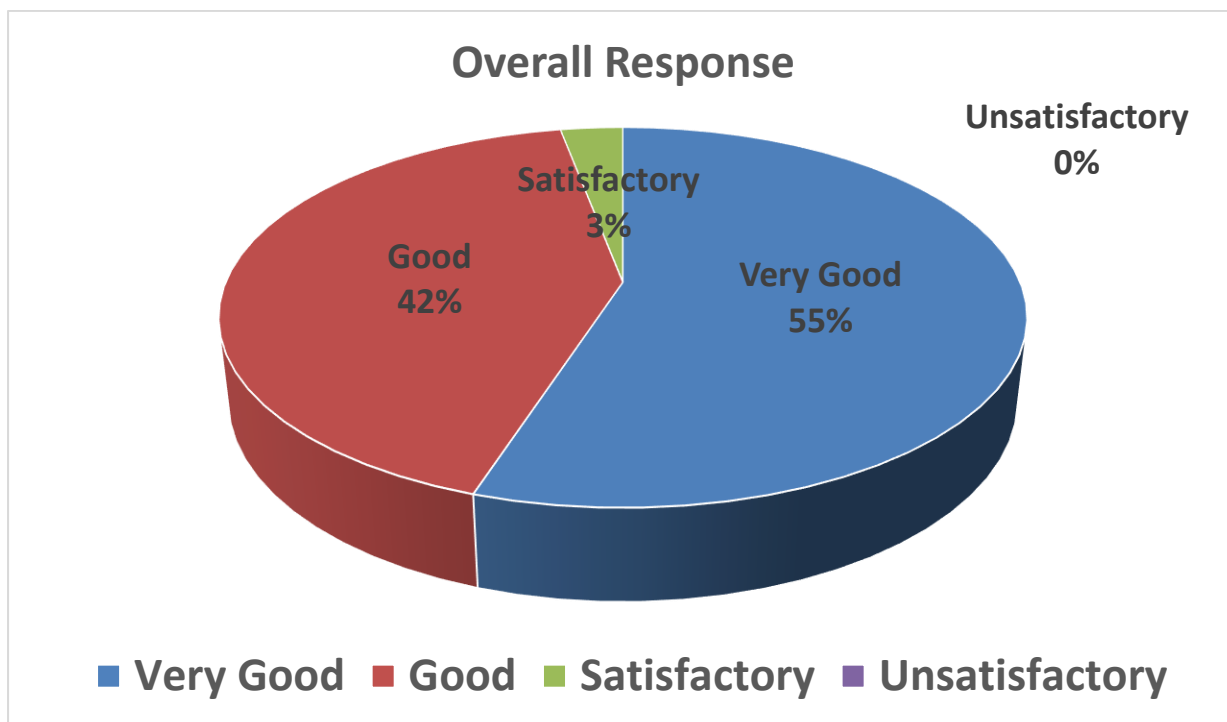
**Prof. C.D Agashe**

**Subject: Test measurement and Evaluation in physical education**

S. No	Question	Response
-------	----------	----------



		Very Good	Good	Satisfactory	Unsatisfactory
1.	A	30	0	0	0
2.	B	0	30	0	0
3.	C	20	10	0	0
4.	D	15	11	4	0
5.	E	4	26	0	0
6.	F	28	2	0	0
7.	G	26	2	2	0
8.	H	25	2	2	0
9.	I	0	30	0	0
Total		<b>148</b>	<b>113</b>	<b>8</b>	

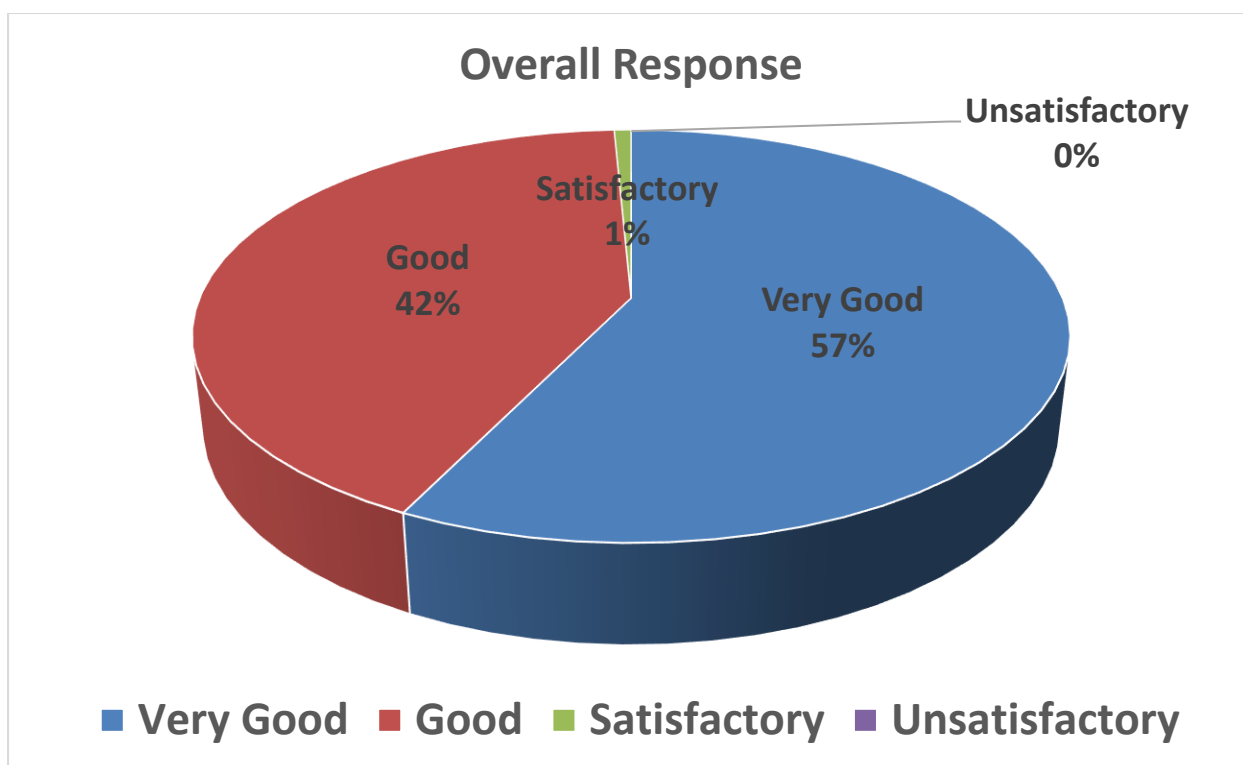


**Dr. Milind Bhandeo**

**Subject: Professional preparation and Curriculum designs**

S. No	Question	Response
-------	----------	----------

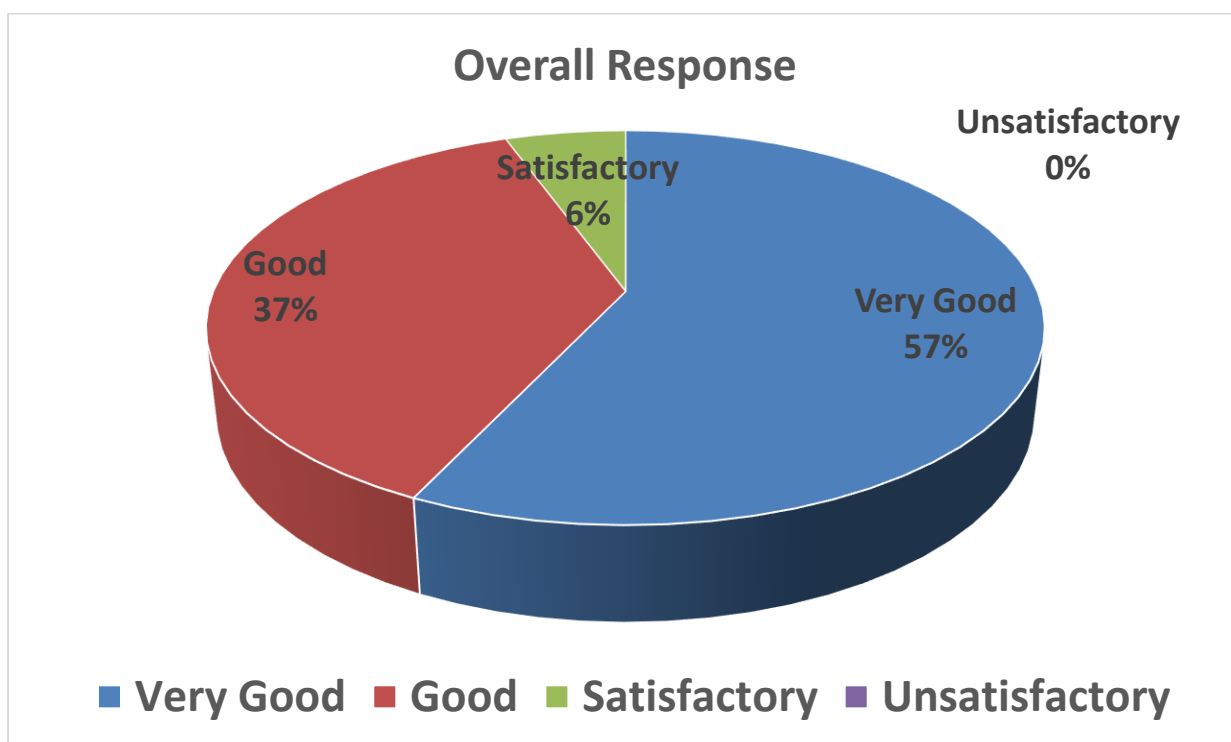
		Very Good	Good	Satisfactory	Unsatisfactory
1.	A	6	24	0	0
2.	B	3	26	0	0
3.	C	12	16	2	0
4.	D	29	1	0	0
5.	E	30	0	0	0
6.	F	0	30	0	0
7.	G	29	1	0	0
8.	H	15	15	0	0
9.	I	30	0	0	0
<b>Total</b>		<b>154</b>	<b>113</b>	<b>2</b>	<b>0</b>



**Mr. Komal Verma**

**Subject: Management of Physical education**

S. No	Question	Response			
		Very Good	Good	Satisfactory	Unsatisfactory
1.	A	28	2	0	0
2.	B	30	0	0	0
3.	C	30	0	0	0
4.	D	29	1	0	0
5.	E	2	27	1	0
6.	F	15	3	12	0
7.	G	0	30	0	0
8.	H	20	8	2	0
9.	I	0	30	0	0
Total		154	101	15	0



**Class: M.P.Ed. 2<sup>nd</sup> Semester 2018-19**

**Total No. of Students- 17**

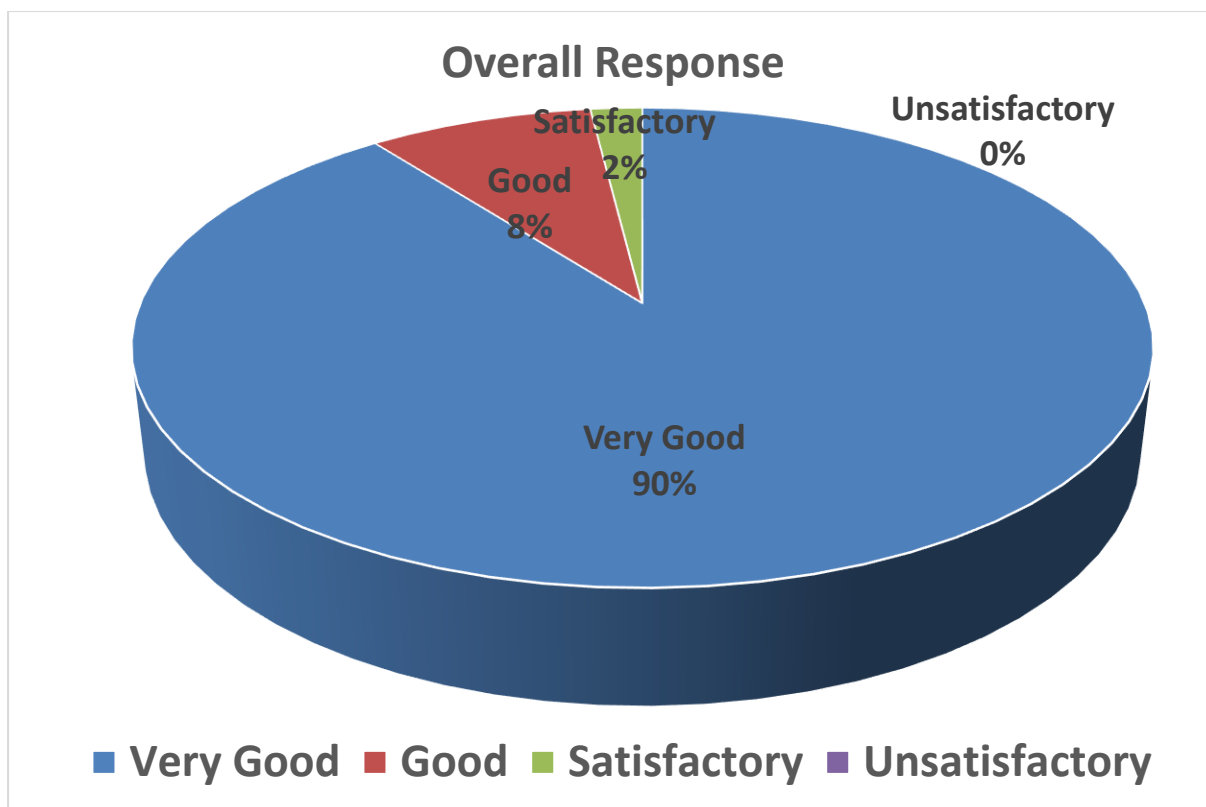
**Questions for Feedback: Questionnaire-1**

S. No	Question
91.	Depth of the course content including project work, if any
92.	Extent of coverage of course.
93.	Application /relevance to real life situation.
94.	Learning value (in term of knowledge, concepts, manual skills, analytical abilities and broadening perspectives).
95.	Clarity and relevance of textual reading material
96.	Relevance of additional source of material (Library).
97.	Extent of effort required by students (You) to cope with the course /program.
98.	Provision of sufficient time for feedback.
99.	Overall rating.

**Categories of responses for feedback from students**

S. No.	Category for response
41.	Very Good
42.	Good
43.	Satisfactory
44.	Unsatisfactory

S. No	Question	Response			
		Very Good	Good	Satisfactory	Unsatisfactory
46.	A	17	0	0	0
47.	B	17	0	0	0
48.	C	15	2	0	0
49.	D	14	3	0	0
50.	E	14	3	0	0
51.	F	12	2	3	0
52.	G	15	2	0	0
53.	H	17	0	0	0
54.	I	16	1	0	0
TOTAL		137	13	3	0



**CLASS: M.P.Ed 2<sup>nd</sup> Semester 2018-19**

**Total no. of Students-17**

S.NO.	SUBJECT	TEACHER
1	Research Process	Prof. Reeta Venugopal
2	Training Method	Prof. C.D. Agashe
3	Statistics & Computer	Prof. Rajeev Choudhary
4	Biomechanics	Dr. Milind Bhandeo

#### **FEEDBACK QUESTIONNAIRE: 2**

1	Knowledge base of the teacher (as perceived by you)
2	Communication skills (in terms of articulation & comprehensibility)
3	Sincerity/ Commitment of the teacher
4	Interest generated by the teacher
5	Ability to integrate course material with others environment / other issues, to provide a broader perspective
6	Ability to integrate content with other courses
7	Accessibility of the teacher in & out of the class (include availability of the teacher to motivate further study & discussion outside class)
8	Ability to design quizzes /tests/assignment/ examination & projects to evaluate students understanding of the course

9	Overall rating
---	----------------

**FEEDBACK RESPONSE**

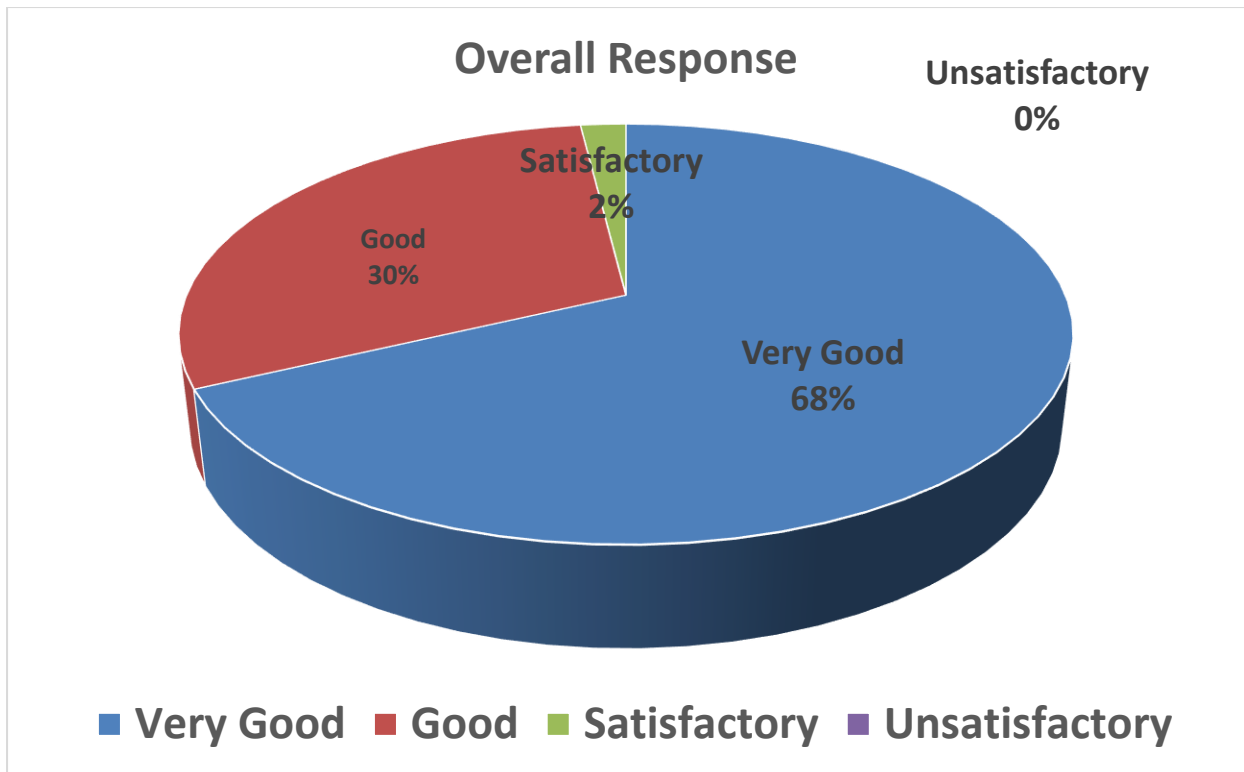
S.No.	Category
1	Very Good
2	Good
3	Satisfactory
4	Unsatisfactory

**Feedback**

**Prof. Reeta Venugopal**

**Subject – Research Process**

S. No	Question	Response			
		Very Good	Good	Satisfactory	Unsatisfactory
1.	A	16	1	0	0
2.	B	14	2	1	0
3.	C	15	1	1	0
4.	D	10	7	0	0
5.	E	6	11	0	0
6.	F	10	6	1	0
7.	G	9	8	0	0
8.	H	10	7	0	0
9.	I	14	3	0	0
<b>TOTAL</b>		<b>104</b>	<b>46</b>	<b>3</b>	<b>0</b>

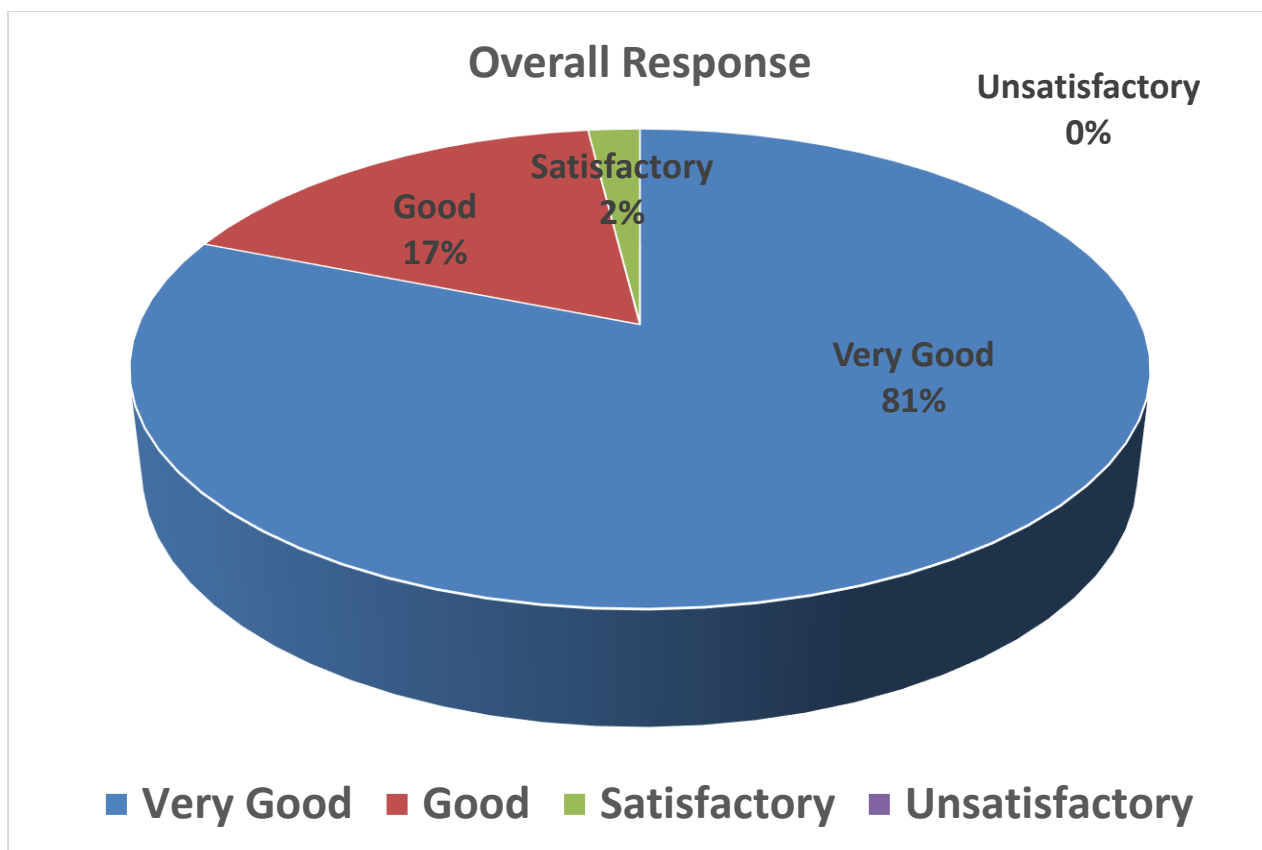


**Feedback**

**Prof. Rajeev Choudhary**

**Subject – Statistics & Computer**

S. No	Question	Response			
		Very Good	Good	Satisfactory	Unsatisfactory
1.	A	17	0	0	0
2.	B	16	1	0	0
3.	C	15	2	0	0
4.	D	13	4	0	0
5.	E	12	5	0	0
6.	F	13	3	1	0
7.	G	10	6	1	0
8.	H	12	4	1	0
9.	I	16	1	0	0
<b>TOTAL</b>		<b>124</b>	<b>26</b>	<b>3</b>	<b>0</b>



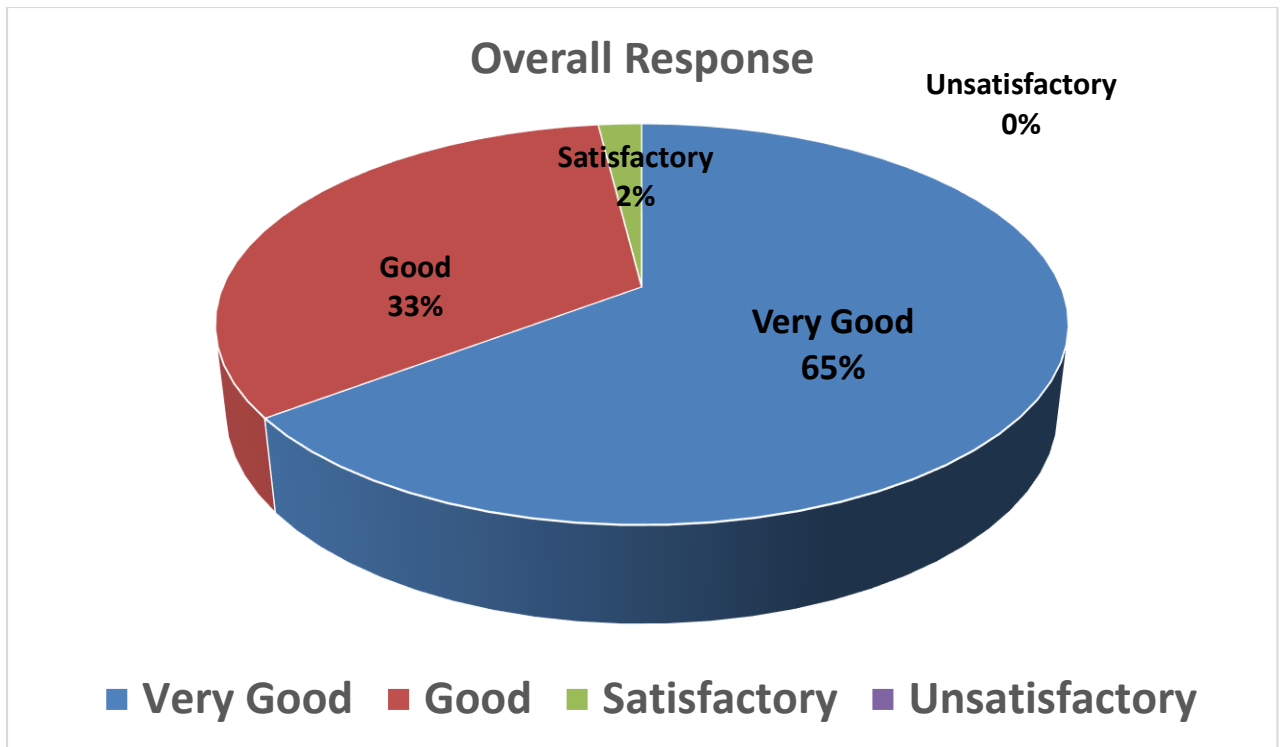
**Feedback**

**Prof. C.D. Agashe**

**Subject –Training Method**

S. No	Question	Response			
		Very Good	Good	Satisfactory	Unsatisfactory
1.	A	15	2	0	0
2.	B	14	3	0	0
3.	C	13	3	1	0
4.	D	12	5	0	0
5.	E	8	9	0	0
6.	F	9	7	1	0
7.	G	5	12	0	0
8.	H	9	7	1	0
9.	I	14	3	0	0
<b>TOTAL</b>		<b>99</b>	<b>51</b>	<b>3</b>	<b>0</b>



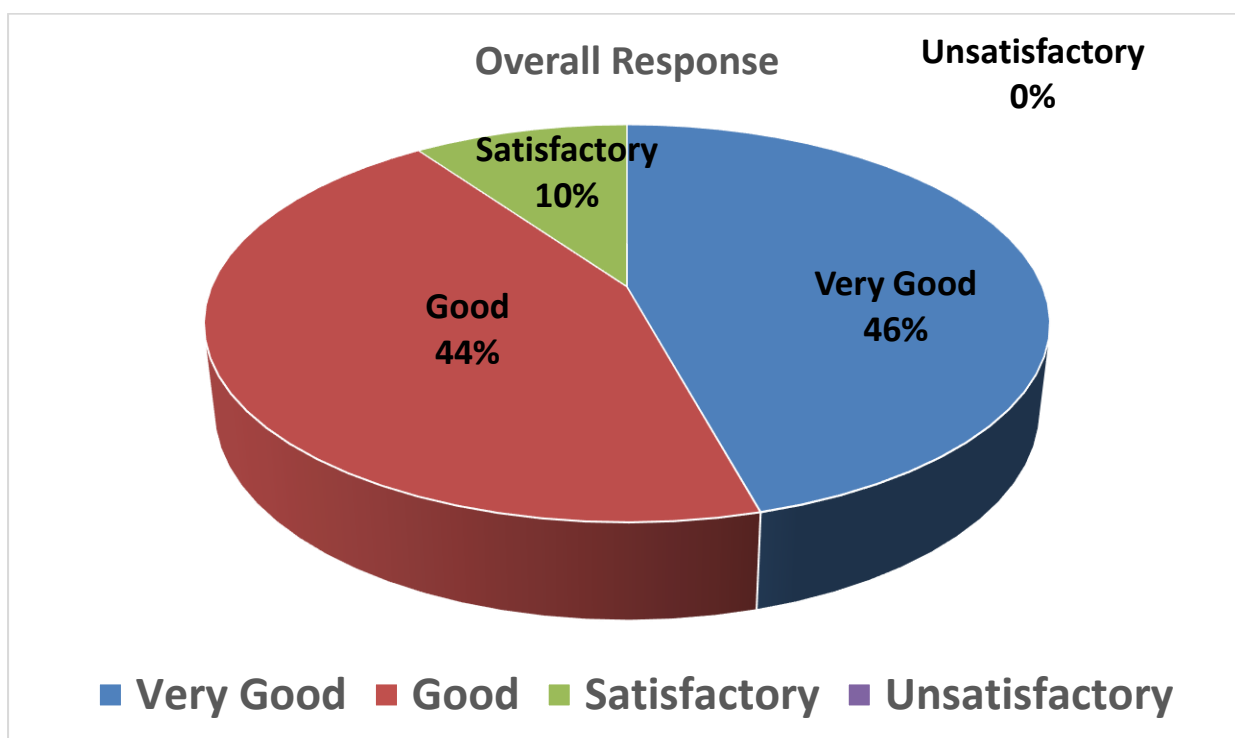


**Feedback**

**Dr. Milind Bhandeo**

**Subject – Biomechanics**

s	Question	Response			
		Very Good	Good	Satisfactory	Unsatisfactory
1.	A	10	6	1	0
2.	B	8	8	1	0
3.	C	10	5	2	0
4.	D	10	5	2	0
5.	E	6	10	1	0
6.	F	4	11	2	0
7.	G	5	10	2	0
8.	H	8	7	2	0
9.	I	9	6	2	0
<b>TOTAL</b>		<b>70</b>	<b>68</b>	<b>15</b>	<b>0</b>



**Class: M.P.Ed. 3<sup>rd</sup> Semester 2018-19**

**Total No. of Students- 28**

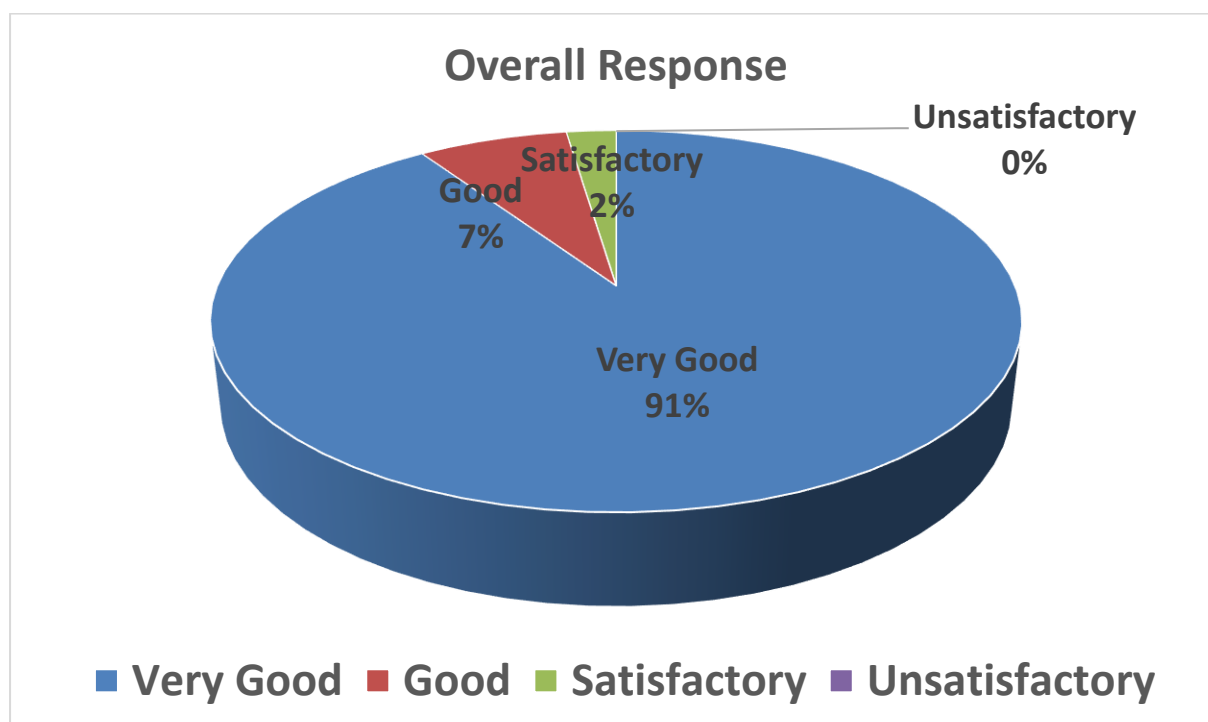
**Questions for Feedback: Questionnaire-1**

S. No	Question
100.	Depth of the course content including project work, if any
101.	Extent of coverage of course.
102.	Application /relevance to real life situation.
103.	Learning value (in term of knowledge, concepts, manual skills, analytical abilities and broadening perspectives).
104.	Clarity and relevance of textual reading material
105.	Relevance of additional source of material (Library).
106.	Extent of effort required by students (You) to cope with the course /program.
107.	Provision of sufficient time for feedback.
108.	Overall rating.

### Categories of responses for feedback from students

S. No.	Category for response
45.	Very Good
46.	Good
47.	Satisfactory
48.	Unsatisfactory

S. No	Question	Response			
		Very Good	Good	Satisfactory	Unsatisfactory
55.	A	28	0	0	0
56.	B	27	1	0	0
57.	C	22	6	0	0
58.	D	25	2	1	0
59.	E	24	4	0	0
60.	F	27	0	1	0
61.	G	23	3	2	0
62.	H	26	2	1	0
63.	I	27	0	1	0
TOTAL		229	18	6	0



Class: M.P.Ed 3rd Semester 2018 - 19

**Total No. of Students: - 28**

S. No.	Subjects	Name of Teacher
21.	Sports Medicine	Prof. Reeta Venugopal
22.	Sports psychology	Prof. C.D. Agashe
23.	Scientific coaching methods	Prof. Rajeev Choudhary
24.	Specialization	Dr. Milind Bhandeo

**Questions for Feedback: Questionnaire-2**

S. No	Question
<b>109.</b>	Knowledge base of the teacher (as perceived by you)
<b>110.</b>	Communication skills (in terms of articulation & comprehensibility)
<b>111.</b>	Sincerity/ Commitment of the teacher
<b>112.</b>	Interest generated by the teacher
<b>113.</b>	Ability to integrate course material with others environment / other issues, to provide a broader perspective
<b>114.</b>	Ability to integrate content with other courses
<b>115.</b>	Accessibility of the teacher in & out of the class (include availability of the teacher to motivate further study & discussion outside class)
<b>116.</b>	Ability to design quizzes /tests/assignment/ examination & projects to evaluate students understanding of the course
<b>117.</b>	Overall rating

**Categories of responses for feedback from students**

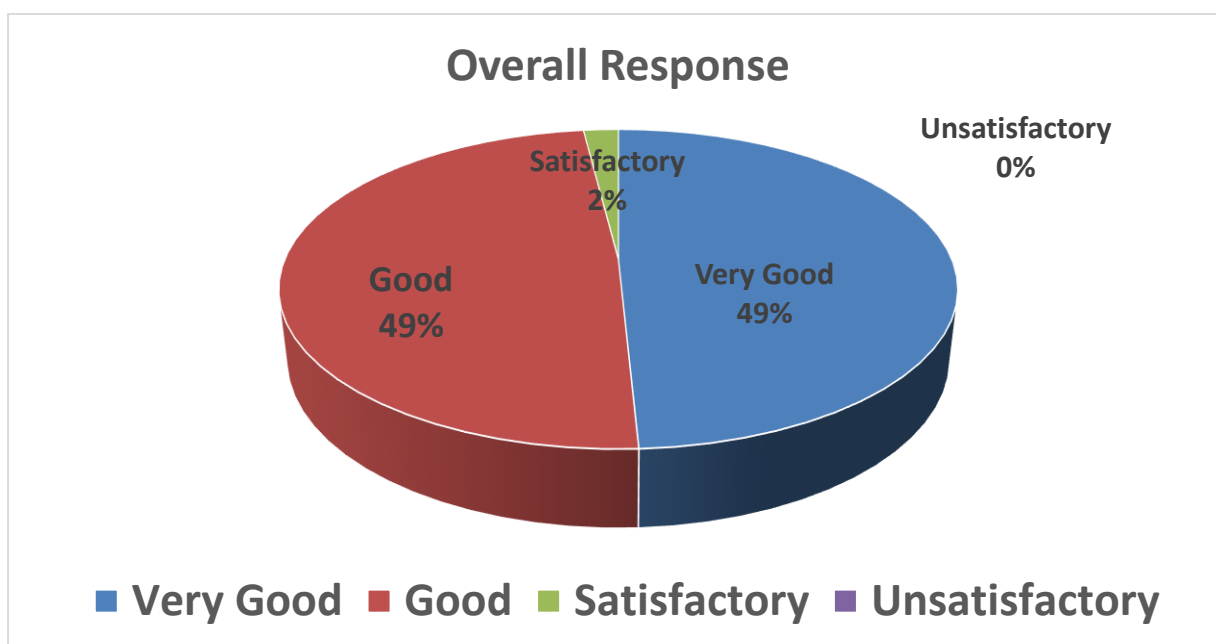
S. No.	Category for response
<b>49.</b>	Very Good
<b>50.</b>	Good
<b>51.</b>	Satisfactory
<b>52.</b>	Unsatisfactory

**Prof. Reeta Venugopal**

**Subject -\_Sports Medicine**

S.N.	Question	Response			
		Very Good	Good	Satisfactory	Unsatisfactory
1	A	13	15	0	0
2	B	15	12	1	0

3	C	12	16	0	0
4	D	25	3	0	0
5	E	3	24	1	0
6	F	24	2	2	0
7	G	2	26	0	0
8	H	22	6	0	0
9	I	8	19	1	0
Total		124	123	5	0

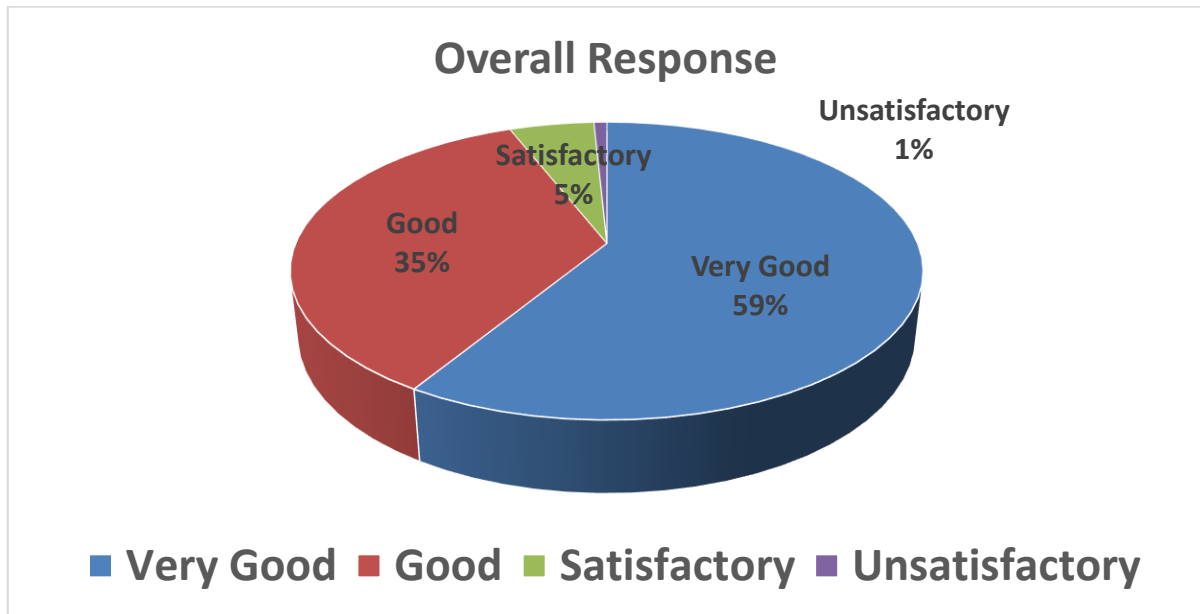


**Prof. Rajeev Choudhary**

**Subject-Scientific coaching methods**

S.N.	Question	Response			
		Very Good	Good	Satisfactory	Unsatisfactory
1	A	20	6	2	0
2	B	28	0	0	0
3	C	0	28	0	0
4	D	27	1	0	0
5	E	25	3	0	0

6	F	3	22	3	0
7	G	6	22	0	0
8	H	22	3	2	1
9	I	17	4	6	1
Total		148	89	13	2

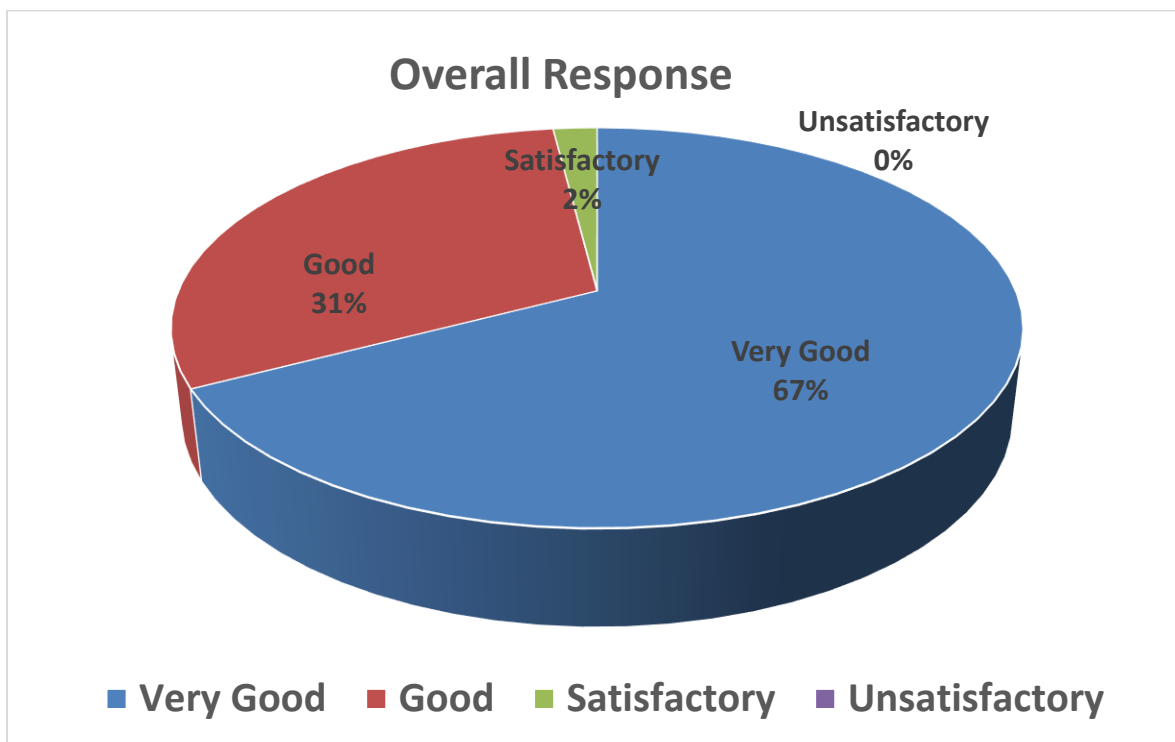


**Prof. C.D. Agashe**

**Subject - Sports psychology**

S.N.	Question	Response			
		Very Good	Good	Satisfactory	Unsatisfactory
1	A	19	8	1	0
2	B	28	0	0	0
3	C	0	27	1	0
4	D	27	1	0	0
5	E	20	5	2	0
6	F	25	3	0	0
7	G	22	6	0	0
8	H	21	7	0	0
9	I	7	20	1	0

Total	169	77	5	0
-------	-----	----	---	---



**Dr. Milind Bhandeo**

### Subject-Specialization

S.N.	Question	Response			
		Very Good	Good	Satisfactory	Unsatisfactory
1	A	28	0	0	0
2	B	28	0	0	0
3	C	23	5	0	0
4	D	21	5	2	0
5	E	20	4	4	0
6	F	20	8	0	0
7	G	8	19	1	0
8	H	6	17	4	0
9	I	1	26	1	0
Total		155	84	12	0



**Class: M.P.Ed. 4<sup>th</sup> Semester 2018-19**

**Total No. of Students- 16**

**Questions for Feedback: Questionnaire-1**

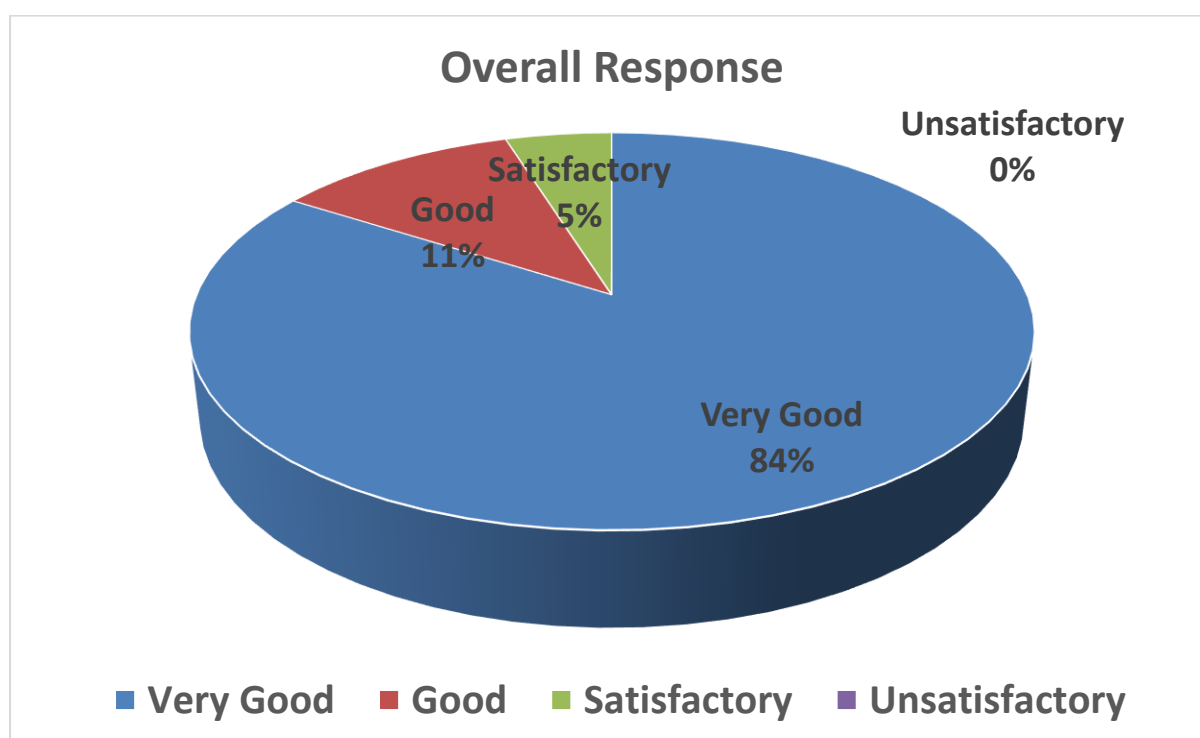
S. No	Question
118.	Depth of the course content including project work, if any
119.	Extent of coverage of course.
120.	Application /relevance to real life situation.
121.	Learning value (in term of knowledge, concepts, manual skills, analytical abilities and broadening perspectives).
122.	Clarity and relevance of textual reading material
123.	Relevance of additional source of material (Library).
124.	Extent of effort required by students (You) to cope with the course /program.
125.	Provision of sufficient time for feedback.
126.	Overall rating.



### Categories of responses for feedback from students

S. No.	Category for response
53.	Very Good
54.	Good
55.	Satisfactory
56.	Unsatisfactory

S. No	Question	Response			
		Very Good	Good	Satisfactory	Unsatisfactory
64.	A	15	1	0	0
65.	B	16	0	0	0
66.	C	15	1	0	0
67.	D	13	2	1	0
68.	E	14	1	1	0
69.	F	12	2	2	0
70.	G	10	5	1	0
71.	H	11	4	1	0
72.	I	15	0	1	0
TOTAL		121	16	7	0



**Class: M.P.Ed 4<sup>th</sup> Semester 2018**

**Total No. of Students: - 16**

S. No.	Subjects	Name of Teacher
25.	Health Education	Prof. Reeta venugopal
26.	Phycology of Coaching and Counseling	Prof. C.D Agashe
27.	Foundation of Physical Education and Current Trends	Prof. Rajeev Choudhary
28.	Sports Physiotherapy	Dr. N.M Ghosh

**Questions for Feedback: Questionnaire-2**

S. No	Question
<b>127.</b>	Knowledge base of the teacher (as perceived by you)
<b>128.</b>	Communication skills (in terms of articulation & comprehensibility)
<b>129.</b>	Sincerity/ Commitment of the teacher
<b>130.</b>	Interest generated by the teacher
<b>131.</b>	Ability to integrate course material with others environment / other issues, to provide a broader perspective
<b>132.</b>	Ability to integrate content with other courses
<b>133.</b>	Accessibility of the teacher in & out of the class (include availability of the teacher to motivate further study & discussion outside class)
<b>134.</b>	Ability to design quizzes /tests/assignment/ examination & projects to evaluate students understanding of the course
<b>135.</b>	Overall rating

**Categories of responses for feedback from students**

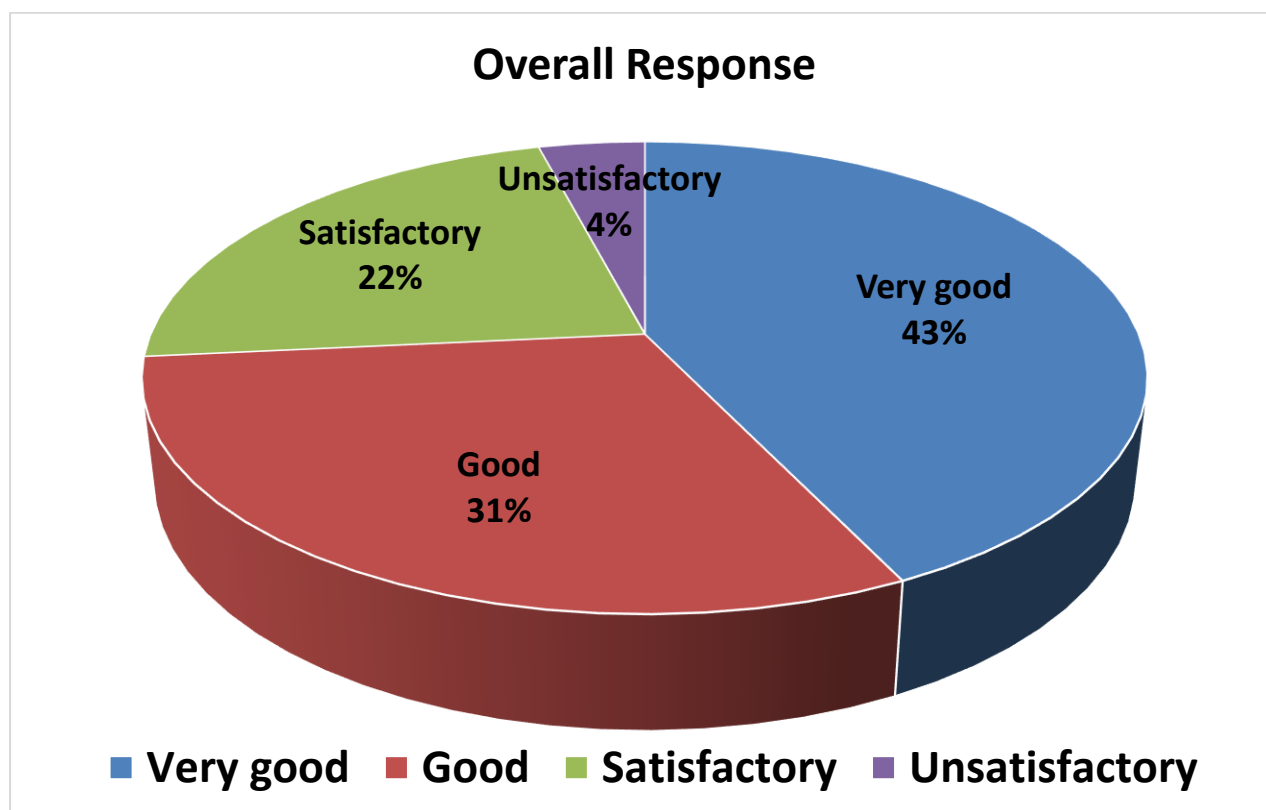
S. No.	Category for response
<b>57.</b>	Very Good
<b>58.</b>	Good
<b>59.</b>	Satisfactory
<b>60.</b>	Unsatisfactory

## Feedback

Prof. Reeta Venugopal

Subject: Health Education

S.N	Question	Response			
		Very good	Good	Satisfactory	Unsatisfactory
28.	A	11	3	1	1
29.	B	6	5	4	1
30.	C	9	2	4	1
31.	D	7	4	4	1
32.	E	4	8	3	1
33.	F	8	6	5	0
34.	G	6	3	7	0
35.	H	6	7	3	0
36.	I	6	7	2	1
Total		63	45	33	6



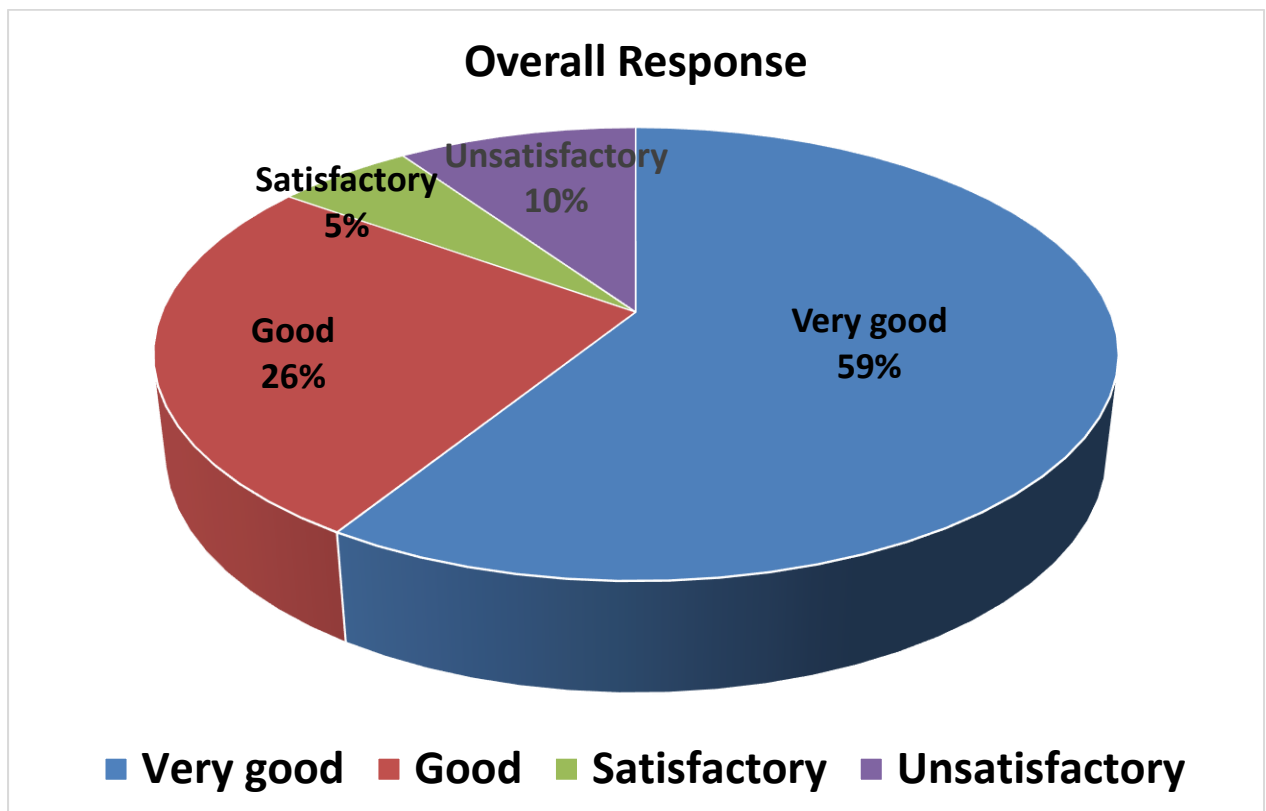


## Feedback

Prof. C.D Agashe

Subject: Phycology of Coaching and Counseling

S.N	Question	Response			
		Very good	Good	Satisfactory	Unsatisfactory
1.	A	13	1	1	1
2.	B	10	4	0	2
3.	C	12	3	1	1
4.	D	6	8	0	2
5.	E	9	5	0	2
6.	F	8	5	1	2
7.	G	12	1	3	1
8.	H	6	7	2	1
9.	I	10	4	0	2
Total					



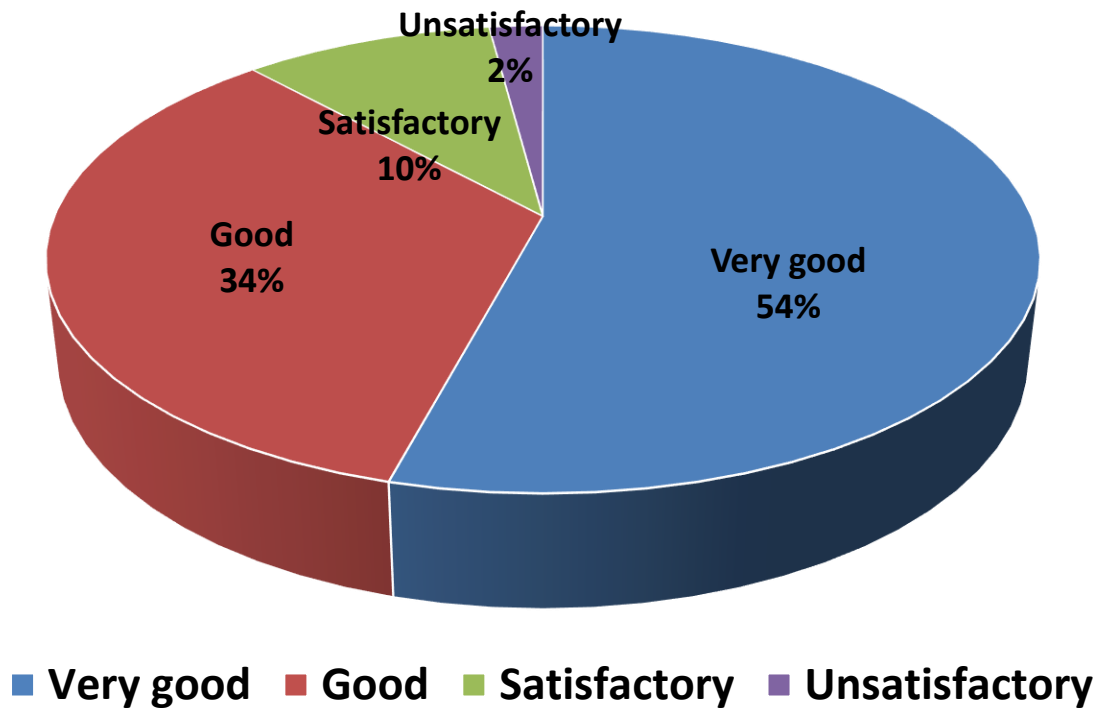
## Feedback

**Prof. Rajeev Choudhary**

**Subject: Foundation of Physical Education and Current Trends**

S.N	Question	Response			
		Very good	Good	Satisfactory	Unsatisfactory
1.	A	13	3	0	0
2.	B	11	4	1	0
3.	C	10	5	1	0
4.	D	8	6	2	0
5.	E	8	6	1	1
6.	F	5	7	4	0
7.	G	8	5	2	1
8.	H	5	8	2	1
9.	I	10	5	1	0
Total		78	49	14	3

## Overall Response



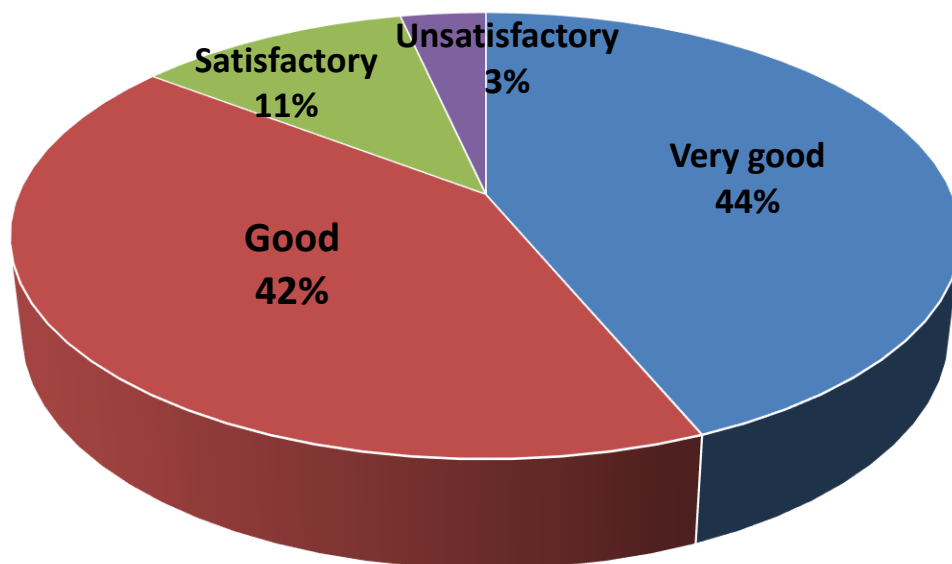
Feedback

Prof. Dr. N.M Ghosh

Subject: Sports Physiotherapy

S.N	Question	Response			
		Very good	Good	Satisfactory	Unsatisfactory
1.	A	12	3	1	0
2.	B	7	7	2	0
3.	C	9	5	2	0
4.	D	3	10	2	1
5.	E	7	8	0	1
6.	F	5	9	1	1
7.	G	8	3	4	1
8.	H	5	8	3	0
9.	I	7	7	1	1
Total		63	60	16	5

## Overall Response



■ Very good ■ Good ■ Satisfactory ■ Unsatisfactory

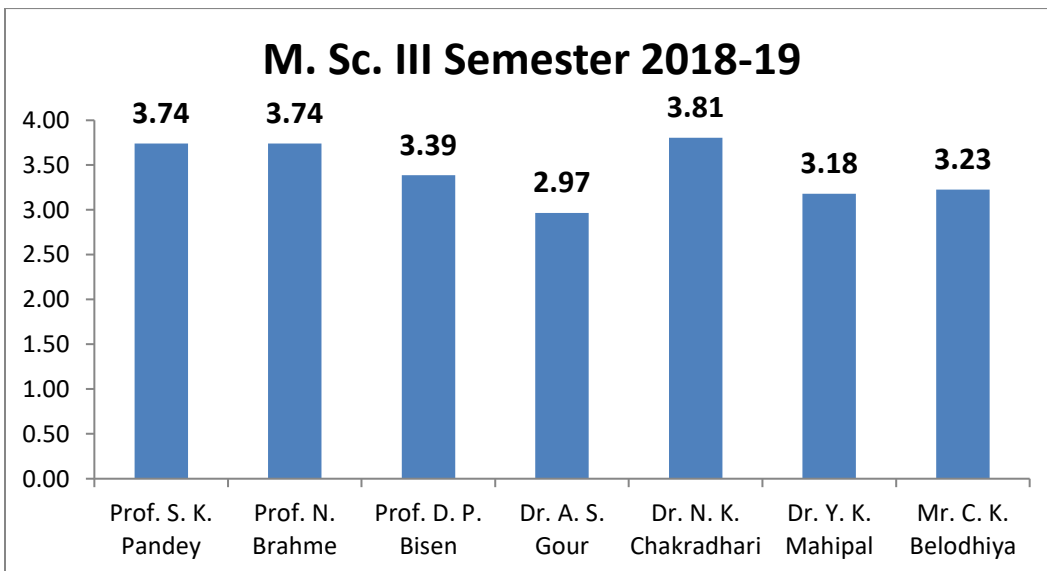

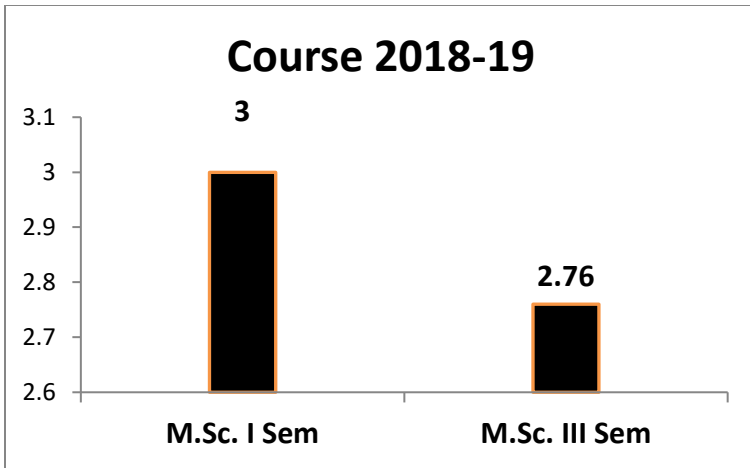


**Feed Back Analysis**  
**Remarks of the students on teachers**  
**M. Sc. I Semester – Session- 2018-19**

<b>Name of the teachers</b>	<b>A</b>	<b>B</b>	<b>C</b>	<b>D</b>
Prof. S. K. Pandey	21	14	02	0
Prof. N. Brahme	22	14	0	0
Prof. D. P. Bisen	13	13	09	02
Dr. A. S. Gour	04	13	16	04
Dr. N. K. Chakradhari	10	01	0	0
Dr. Y. K. Mahipal	09	16	07	04
Mr. C. K. Belodhiya	09	22	04	01
<b>Course</b>	<b>04</b>	<b>24</b>	<b>04</b>	<b>0</b>

**Feed Back Analysis**  
**Remarks of the students on teachers**  
**M. Sc. III Semester - Session- 2018-19**

<b>Name of the teachers</b>	<b>A</b>	<b>B</b>	<b>C</b>	<b>D</b>
Prof. S. K. Pandey	23	08	0	0
Prof. N. Brahme	24	06	01	0
Prof. D. P. Bisen	16	12	02	01
Dr. A. S. Gour	08	13	09	0
Dr. N. K. Chakradhari	26	04	01	0
Dr. Y. K. Mahipal	10	14	03	01
Mr. C. K. Belodhiya	11	16	04	0
<b>Course</b>	<b>02</b>	<b>21</b>	<b>10</b>	<b>0</b>



**School of Studies in Physics and Astrophysics  
Pt Ravishankar Shukla University, Raipur**

**Action Taken Report on Feedback from Students (July 2018– June 2019)**

The feedback forms for the session 2018-19 duly filled by the students of M.Sc. I to III semesters have been opened in HOD chamber on 29.03.2019 before the staff members of SoS in Physics and Astrophysics, Pt. R. S. University. The students put forward their opinions regarding the classroom teaching skill of individual teachers, the infrastructure facilities, the laboratory facilities and the prescribed M.Sc. syllabi. Their opinions have been conveyed to the staff members and have been found very effective in assessing the improvement in the teaching methodology and in the reorganizing the syllabi. However, it has been remarkably noticed that students stressed on the improvement of the facilities of the department like water cooler, NET coaching etc. The process of collecting the feedback from the students will continue in the future and action will be taken accordingly after analyzing the report.

Students Remarks and Action Taken

- **Teaching skills of teachers: Majority of students gave very satisfactory remark about teaching methods. However, there is always a scope for improvement.**

Action taken: All the teachers are advised to keep on enhancing/ improving their teaching skill. They must go to the classroom well prepared and interact effectively and more frequently with the students. As and when required they should make use of the modern audio-visual facilities and e-resources.

- **Course contents: As per the feedback of students the course contents are up to the mark. However, a few remarks about up-gradation of M.Sc. III Sem. Lab have been found. The Physics of Nano-materials students wants to make some changes in syllabus.**

Action taken: The content of the syllabi is continuously reviewed every year by the Board of Studies and the betterments are incorporated as and when it is needed. The course of Physics of Nano Materials is revised in Board of Studies meeting held on 18.01.2019

The NET-JRF qualified staff and Ph. D. scholars are stated taking extra classes for Competitive Examination. In addition to all these, computers, internet facilities and Wi-Fi are made available to all the students to carry out computer related experiments as well as to improve upon their network skills. For up-gradation of Solid State lab process of purchasing new instruments has initiated. To improve the personality of the students, seminars on every Saturday are given by the students where all faculty members and research scholar are present. The teachers are available for students at any time they need. Most of the teachers stay in the university campus and are accessible to the students round the clock.



**HEAD**

**Student feedback on Teachers (Separate for each teacher, please give only for those teachers who have taught you in**

SN	Year	Name of the teacher	Course Program /Semester	Name of the course taught	Q1	Q2	Q3	Q4	Q5	Q6	Q7	Q8	Total	Overall	
1	2016-2017	Dr. Promila Singh	MA-I	Psychopathology	4	4	3	3	3	3	3	4	27	good	
2	2016-2017		MA-I	Psychopathology	4	4	3	3	3	3	3	3	4	27	good
3	2016-2017		MA-I	Psychopathology	4	4	3	3	3	3	3	3	4	27	good
4	2016-2017		MA-I	Psychopathology	4	4	4	3	4	2	4	4	4	29	good
5	2016-2017		MA-I	Psychopathology	4	4	4	4	4	4	4	4	4	32	very good
6	2016-2017		MA-I	Psychopathology	4	4	3	3	3	3	3	3	4	27	good
7	2016-2017		MA-I	Psychopathology	4	4	3	3	3	3	3	3	4	27	good
8	2016-2017		MA-I	Psychopathology	4	4	3	3	3	3	3	3	4	27	good
9	2016-2017		MA-I	Psychopathology	4	4	4	3	4	2	4	4	4	29	good
10	2016-2017		MA-I	Psychopathology	4	4	4	4	4	4	4	4	4	32	very good
11	2016-2017		MA-I	Psychopathology	4	4	3	3	3	3	3	3	4	27	good
12	2016-2017		MA-I	Psychopathology	4	4	3	3	3	3	3	3	4	27	good
13	2016-2017		MA-I	Psychopathology	4	4	3	3	3	3	3	3	4	27	good
14	2016-2017		MA-IV	Developmental Psychology	4	4	4	3	4	2	4	4	4	29	good
15	2016-2017		MA-IV	Developmental Psychology	4	4	4	4	4	4	4	4	4	32	very good
16	2016-2017		MA-IV	Developmental Psychology	4	4	3	3	3	3	3	3	4	27	good
17	2016-2017		MA-IV	Developmental Psychology	4	4	3	3	3	3	3	3	4	27	good
18	2016-2017		MA-IV	Developmental Psychology	4	4	3	3	3	3	3	3	4	27	good
19	2016-2017		MA-IV	Developmental Psychology	4	4	4	3	4	2	4	4	4	29	good
20	2016-2017		MA-IV	Developmental Psychology	4	4	4	4	4	4	4	4	4	32	very good

21	2016-2017
22	2016-2017
23	2016-2017
24	2016-2017
25	2016-2017
26	2016-2017
27	2016-2017
28	2016-2017
29	2016-2017
30	2016-2017
31	2016-2017
32	2016-2017
33	2016-2017
34	2016-2017
35	2016-2017
36	2016-2017
37	2016-2017
38	2016-2017
39	2016-2017
40	2016-2017

**Dr. Basheer Hasan**

<b>MA-IV</b>	Developmental Psychology	4	4	3	3	3	3	3	4	27	good
<b>MA-IV</b>	Developmental Psychology	4	4	3	3	3	3	3	4	27	good
<b>MA-IV</b>	Developmental Psychology	4	4	3	3	3	3	3	4	27	good
<b>MA-IV</b>	Developmental Psychology	4	4	4	3	4	2	4	4	29	good
<b>MA-IV</b>	Developmental Psychology	4	4	3	3	3	3	3	4	27	good
<b>PGC</b>	Counselling Theories & Techniques	4	4	3	3	3	3	3	4	27	good
<b>PGC</b>	Counselling	4	4	3	3	3	3	3	4	27	good
<b>PGC</b>	Counselling Theories & Techniques	4	4	4	3	4	2	4	4	29	good
<b>PGC</b>	Counselling Theories & Techniques	4	4	4	4	4	4	4	4	32	very good
<b>PGC</b>	Counselling Theories & Techniques	4	4	4	3	4	2	4	4	29	good
<b>PGC</b>	Counselling Theories & Techniques	4	4	4	4	4	4	4	4	32	very good
<b>PGC</b>	Counselling Theories & Techniques	4	4	3	3	3	3	3	4	27	good
<b>PGC</b>	Counselling Theories & Techniques	4	4	3	3	3	3	3	4	27	good
<b>MA-III &amp; IV</b>	Psychotherapeutic Counselling	4	4	3	3	3	3	3	4	27	good
<b>MA-III &amp; IV</b>	Psychotherapeutic Counselling	4	4	4	3	4	2	4	4	29	good
<b>MA-III &amp; IV</b>	Psychotherapeutic Counselling	4	4	4	4	4	4	4	4	32	very good
<b>MA-III &amp; IV</b>	Psychotherapeutic Counselling	4	4	3	3	3	3	3	4	27	good
<b>MA-III &amp; IV</b>	Psychotherapeutic Counselling	4	4	3	3	3	3	3	4	27	good
<b>MA-III &amp; IV</b>	Psychotherapeutic Counselling	4	4	3	3	3	3	3	4	27	good
<b>MA-III &amp; IV</b>	Psychotherapeutic Counselling	4	4	4	3	4	2	4	4	29	good

41	2016-2017
42	2016-2017
43	2016-2017
44	2016-2017
45	2016-2017
46	2016-2017
47	2016-2017
48	2016-2017
49	2016-2017
50	2016-2017
51	2016-2017
52	2016-2017
53	2016-2017
54	2016-2017
55	2016-2017
56	2016-2017
57	2016-2017
58	2016-2017
59	2016-2017
60	2016-2017
61	2016-2017
62	2016-2017

<b>MA-III &amp; IV</b>	Psychotherapeut ic Counselling	4	4	4	4	4	4	4	4	32	very good
<b>MA-III &amp; IV</b>	Psychotherapeut ic Counselling	4	4	3	3	3	3	3	4	27	good
<b>MA-III &amp; IV</b>	Psychotherapeut ic Counselling	4	4	3	3	3	3	3	4	27	good
<b>MA-III &amp; IV</b>	Psychotherapeut ic Counselling	4	4	3	3	3	3	3	4	27	good
<b>MA-III &amp; IV</b>	Psychotherapeut ic Counselling	4	4	4	3	4	2	4	4	29	good
<b>MA-III &amp; IV</b>	Psychotherapeut ic Counselling	4	4	4	4	4	4	4	4	32	very good
<b>MA-III &amp; IV</b>	Psychotherapeut ic Counselling	4	4	3	3	3	3	3	4	27	good
<b>MA-III &amp; IV</b>	Psychotherapeut ic Counselling	4	4	3	3	3	3	3	4	27	good
<b>MA-III &amp; IV</b>	Psychotherapeut ic Counselling	4	4	3	3	3	3	3	4	27	good
<b>MA-III &amp; IV</b>	Psychotherapeut ic Counselling	4	4	4	3	4	2	4	4	29	good
<b>MA-III &amp; IV</b>	Psychotherapeut ic Counselling	4	4	4	4	4	4	4	4	32	very good
<b>MA-III &amp; IV</b>	Psychotherapeut ic Counselling	4	4	3	3	3	3	3	4	27	good
<b>PGC</b>	Psycholgical Guidance	4	4	3	3	3	3	3	4	27	good
<b>PGC</b>	Psycholgical Guidance	4	4	3	3	3	3	3	4	27	good
<b>PGC</b>	Psycholgical Guidance	4	4	4	3	4	2	4	4	29	good
<b>PGC</b>	Psycholgical Guidance	4	4	4	4	4	4	4	4	32	very good
<b>PGC</b>	Psycholgical Guidance	4	4	3	3	3	3	3	4	27	good
<b>PGC</b>	Psycholgical Guidance	4	4	3	3	3	3	3	4	27	good
<b>PGC</b>	Psycholgical Guidance	4	4	3	3	3	3	3	4	27	good
<b>PGC</b>	Psycholgical Guidance	4	4	4	3	4	2	4	4	29	good
<b>PGC</b>	Psycholgical Guidance	4	4	4	4	4	4	4	4	32	very good
<b>PGC</b>	Psycholgical Guidance	4	4	3	3	3	3	3	4	27	good

63	2016-2017	Dr. Priyamvada Shrivastava	MA-I & III	Research Methods and Statistics / Health Behaviour	4	4	3	3	3	3	3	4	27	good
64	2016-2017		MA-I & III	Research Methods and Statistics / Health Behaviour	4	4	4	3	4	2	4	4	29	good
65	2016-2017		MA-I & III	Research Methods and Statistics / Health Behaviour	4	4	4	4	4	4	4	4	32	very good
66	2016-2017		MA-I & III	Research Methods and Statistics / Health Behaviour	4	4	3	3	3	3	3	4	27	good
67	2016-2017		MA-I & III	Research Methods and Statistics / Health Behaviour	4	4	3	3	3	3	3	4	27	good
68	2016-2017		MA-I & III	Research Methods and Statistics / Health Behaviour	4	4	3	3	3	3	3	4	27	good
69	2016-2017		MA-I & III	Research Methods and Statistics / Health Behaviour	4	4	4	3	4	2	4	4	29	good
70	2016-2017		MA-I & III	Research Methods and Statistics / Health Behaviour	4	4	4	4	4	4	4	4	32	very good
71	2016-2017		MA-I & III	Research Methods and Statistics / Health Behaviour	4	4	3	3	3	3	3	4	27	good

72	2016-2017		MA-I & II	Research Methods and Statistics / Health Behaviour	4	4	3	3	3	3	3	4	27	good
73	2016-2017		MA-I & II	Research Methods and Statistics / Health Behaviour	4	4	3	3	3	3	3	4	27	good
74	2016-2017		MA-I & II	Research Methods and Statistics / Health Behaviour	4	4	4	3	4	2	4	4	29	good
75	2016-2017		MA-I & II	Research Methods and Statistics / Health Behaviour	4	4	4	4	4	4	4	4	32	very good
76	2016-2017		MA-I & II	Research Methods and Statistics / Health Behaviour	4	4	3	3	3	3	3	4	27	good
77	2016-2017		MA-I & II	Research Methods and Statistics / Health Behaviour	4	4	3	3	3	3	3	4	27	good
78	2016-2017	Dr. Prabhavati Shukla	MA-I & II	Basic Psychological Process	4	4	3	3	3	3	3	4	27	good
79	2016-2017		MA-I & II	Basic Psychological Process	4	4	4	3	4	2	4	4	29	good
80	2016-2017		MA-I & II	Basic Psychological Process	4	4	4	4	4	4	4	4	32	very good
81	2016-2017		MA-I & II	Basic Psychological Process	4	4	3	3	3	3	3	4	27	good
82	2016-2017		MA-I & II	Basic Psychological Process	4	4	3	3	3	3	3	4	27	good
83	2016-2017		MA-I & II	Basic Psychological Process	4	4	3	3	3	3	3	4	27	good
84	2016-2017		MA-I & II	Basic Psychological Process	4	4	4	3	4	2	4	4	29	good



85	2016-2017
86	2016-2017
87	2016-2017
88	2016-2017
89	2016-2017
90	2016-2017
91	2016-2017
92	2016-2017
93	2016-2017
94	2016-2017
95	2016-2017
96	2016-2017
97	2016-2017
98	2016-2017
99	2016-2017
100	2016-2017
101	2016-2017
102	2016-2017
103	2016-2017

MA-I & III	Basic Psychological Process	4	4	4	4	4	4	4	4	32	very good
MA-I & III	Basic Psychological Process	4	4	3	3	3	3	3	4	27	good
MA-I & III	Basic Psychological Process	4	4	3	3	3	3	3	4	27	good
MA-I & III	Basic Psychological Process	4	4	3	3	3	3	3	4	27	good
MA-I & III	Basic Psychological Process	4	4	4	3	4	2	4	4	29	good
MA-I & III	Basic Psychological Process	4	4	4	4	4	4	4	4	32	very good
MA-I & III	Basic Psychological Process	4	4	3	3	3	3	3	4	27	good
MA-II & IV	Psychological Assessment	4	4	3	3	3	3	3	4	27	good
MA-II & IV	Psychological Assessment	4	4	3	3	3	3	3	4	27	good
MA-II & IV	Psychological Assessment	4	4	3	3	3	3	3	4	27	good
MA-II & IV	Psychological Assessment	4	4	4	3	4	2	4	4	29	good
MA-II & IV	Psychological Assessment	4	4	4	4	4	4	4	4	32	very good
MA-II & IV	Psychological Assessment	4	4	3	3	3	3	3	4	27	good
MA-II & IV	Psychological Assessment	4	4	3	3	3	3	3	4	27	good
MA-II & IV	Psychological Assessment	4	4	3	3	3	3	3	4	27	good
MA-II & IV	Psychological Assessment	4	4	4	3	4	2	4	4	29	good
MA-II & IV	Psychological Assessment	4	4	4	4	4	4	4	4	32	very good
MA-II & IV	Psychological Assessment	4	4	3	3	3	3	3	4	27	good
MA-II & IV	Psychological Assessment	4	4	3	3	3	3	3	4	27	good
MA-II & IV	Psychological Assessment	4	4	3	3	3	3	3	4	27	good

104	2016-2017	Dr. Meeta Jha	MA-II & IV	Psychological Assessment	4	4	3	3	3	3	3	4	27	good
105	2016-2017		MA-I & III	Social Psychology /Clinical Diagnosis	4	4	4	3	4	2	4	4	29	good
106	2016-2017		MA-I & III	Social Psychology /Clinical Diagnosis	4	4	4	4	4	4	4	4	32	very good
107	2016-2017		MA-I & III	Social Psychology /Clinical Diagnosis	4	4	3	3	3	3	3	4	27	good
108	2016-2017		MA-I & III	Social Psychology /Clinical Diagnosis	4	4	3	3	3	3	3	4	27	good
109	2016-2017		MA-I & III	Social Psychology /Clinical Diagnosis	4	4	3	3	3	3	3	4	27	good
110	2016-2017		MA-I & III	Social Psychology /Clinical Diagnosis	4	4	4	3	4	2	4	4	29	good
111	2016-2017		MA-I & III	Social Psychology /Clinical Diagnosis	4	4	4	4	4	4	4	4	32	very good
112	2016-2017		MA-I & III	Social Psychology /Clinical Diagnosis	4	4	3	3	3	3	3	4	27	good
113	2016-2017		MA-I & III	Social Psychology /Clinical Diagnosis	4	4	3	3	3	3	3	4	27	good
114	2016-2017		MA-I & III	Social Psychology /Clinical Diagnosis	4	4	3	3	3	3	3	4	27	good
115	2016-2017		MA-I & III	Social Psychology /Clinical Diagnosis	4	4	4	3	4	2	4	4	29	good
116	2016-2017		MA-I & III	Social Psychology /Clinical Diagnosis	4	4	4	4	4	4	4	4	32	very good
117	2016-2017		MA-I & III	Social Psychology /Clinical Diagnosis	4	4	3	3	3	3	3	4	27	good
118	2016-2017	MA-I & III	Social Psychology /Clinical Diagnosis	4	4	3	3	3	3	3	4	27	good	
119	2016-2017	MA-II & IV	Social Psychology /Clinical Diagnosis	4	4	3	3	3	3	3	4	27	good	

120	2016-2017	MA-II & IV	Social Psychology /Clinical Diagnosis	4	4	4	3	4	2	4	4	29	good
121	2016-2017	MA-II & IV	Social Psychology /Clinical Diagnosis	4	4	4	4	4	4	4	4	32	very good
122	2016-2017	MA-II & IV	Social Psychology /Clinical Diagnosis	4	4	3	3	3	3	3	4	27	good
123	2016-2017	MA-II & IV	Social Psychology /Clinical Diagnosis	4	4	3	3	3	3	3	4	27	good
124	2016-2017	MA-II & IV	Social Psychology /Clinical Diagnosis	4	4	3	3	3	3	3	4	27	good
125	2016-2017	MA-II & IV	Social Psychology /Clinical Diagnosis	4	4	4	3	4	2	4	4	29	good
126	2016-2017	MA-II & IV	Social Psychology /Clinical Diagnosis	4	4	4	4	4	4	4	4	32	very good
127	2016-2017	MA-II & IV	Social Psychology /Clinical Diagnosis	4	4	3	3	3	3	3	4	27	good
128	2016-2017	MA-II & IV	Social Psychology /Clinical Diagnosis	4	4	3	3	3	3	3	4	27	good
129	2016-2017	MA-II & IV	Social Psychology /Clinical Diagnosis	4	4	3	3	3	3	3	4	27	good
130	2016-2017	MA-II & IV	Social Psychology /Clinical Diagnosis	4	4	4	3	4	2	4	4	29	good
131	2016-2017	MA-II & IV	Social Psychology /Clinical Diagnosis	4	4	4	4	4	4	4	4	32	very good
132	2016-2017	PGC	Psycholgical Guidance	4	4	3	3	3	3	3	4	27	good
133	2016-2017	PGC	Psycholgical Guidance	4	4	3	3	3	3	3	4	27	good
134	2016-2017	PGC	Psycholgical Guidance	4	4	3	3	3	3	3	4	27	good
135	2016-2017	PGC	Psycholgical Guidance	4	4	4	3	4	2	4	4	29	good
136	2016-2017	PGC	Psycholgical Guidance	4	4	4	4	4	4	4	4	32	very good

137	2016-2017	Dr. Promila Singh	PGC	Psychological Guidance	4	4	3	3	3	3	3	4	27	good
138	2016-2017		PGC	Psychological Guidance	4	4	3	3	3	3	3	4	27	good
139	2016-2017		PGC	Psychological Guidance	4	4	3	3	3	3	3	4	27	good
140	2016-2017		PGC	Psychological Guidance	4	4	4	3	4	2	4	4	29	good
141	2016-2017		PGC	Psychological Guidance	4	4	4	4	4	4	4	4	32	very good
142	2017-2018		MA-I	Psychopathology	4	4	3	3	3	3	3	4	27	good
143	2017-2018		MA-I	Psychopathology	4	4	3	3	3	3	3	4	27	good
144	2017-2018		MA-I	Psychopathology	4	4	3	3	3	3	3	4	27	good
145	2017-2018		MA-I	Psychopathology	4	4	4	3	4	2	4	4	29	good
146	2017-2018		MA-I	Psychopathology	4	4	4	4	4	4	4	4	32	very good
147	2017-2018		MA-I	Psychopathology	4	4	3	3	3	3	3	4	27	good
148	2017-2018		MA-I	Psychopathology	4	4	3	3	3	3	3	4	27	good
149	2017-2018		MA-I	Psychopathology	4	4	3	3	3	3	3	4	27	good
150	2017-2018		MA-I	Psychopathology	4	4	4	3	4	2	4	4	29	good
151	2017-2018		MA-I	Psychopathology	4	4	4	4	4	4	4	4	32	very good
152	2017-2018		MA-I	Psychopathology	4	4	3	3	3	3	3	4	27	good
153	2017-2018		MA-I	Psychopathology	4	4	3	3	3	3	3	4	27	good
154	2017-2018		MA-I	Psychopathology	4	4	3	3	3	3	3	4	27	good
155	2017-2018		MA-IV	Developmental Psychology	4	4	4	3	4	2	4	4	29	good
156	2017-2018		MA-IV	Developmental Psychology	4	4	4	4	4	4	4	4	32	very good
157	2017-2018	MA-IV	Developmental Psychology	4	4	3	3	3	3	3	4	27	good	
158	2017-2018	MA-IV	Developmental Psychology	4	4	3	3	3	3	3	4	27	good	
159	2017-2018	MA-IV	Developmental Psychology	4	4	3	3	3	3	3	4	27	good	
160	2017-2018	MA-IV	Developmental Psychology	4	4	4	3	4	2	4	4	29	good	
161	2017-2018	MA-IV	Developmental Psychology	4	4	4	4	4	4	4	4	32	very good	

162	2017-2018	MA-IV	Developmental Psychology	4	4	3	3	3	3	3	4	27	good	
163	2017-2018	MA-IV	Developmental Psychology	4	4	3	3	3	3	3	4	27	good	
164	2017-2018	MA-IV	Developmental Psychology	4	4	3	3	3	3	3	4	27	good	
165	2017-2018	MA-IV	Developmental Psychology	4	4	4	3	4	2	4	4	29	good	
166	2017-2018	MA-IV	Developmental Psychology	4	4	3	3	3	3	3	4	27	good	
167	2017-2018	PGC	Counselling Theories & Techniques	4	4	3	3	3	3	3	4	27	good	
168	2017-2018	PGC	Counselling Theories & Techniques	4	4	3	3	3	3	3	4	27	good	
169	2017-2018	PGC	Counselling Theories & Techniques	4	4	4	3	4	2	4	4	29	good	
170	2017-2018	PGC	Counselling Theories & Techniques	4	4	4	4	4	4	4	4	32	very good	
171	2017-2018	PGC	Counselling Theories & Techniques	4	4	4	3	4	2	4	4	29	good	
172	2017-2018	PGC	Counselling Theories & Techniques	4	4	4	4	4	4	4	4	32	very good	
173	2017-2018	PGC	Counselling Theories & Techniques	4	4	3	3	3	3	3	4	27	good	
174	2017-2018	PGC	Counselling Theories & Techniques	4	4	3	3	3	3	3	4	27	good	
175	2017-2018	Dr. Basheer Hasan	MA-III & IV	Psychotherapeut ic Counselling	4	4	3	3	3	3	4	27	good	
176	2017-2018		MA-III & IV	Psychotherapeut ic Counselling	4	4	4	3	4	2	4	4	29	good
177	2017-2018		MA-III & IV	Psychotherapeut ic Counselling	4	4	4	4	4	4	4	4	32	very good
178	2017-2018		MA-III & IV	Psychotherapeut ic Counselling	4	4	3	3	3	3	3	4	27	good
179	2017-2018		MA-III & IV	Psychotherapeut ic Counselling	4	4	3	3	3	3	3	4	27	good
180	2017-2018		MA-III & IV	Psychotherapeut ic Counselling	4	4	3	3	3	3	3	4	27	good

181	2017-2018
182	2017-2018
183	2017-2018
184	2017-2018
185	2017-2018
186	2017-2018
187	2017-2018
188	2017-2018
189	2017-2018
190	2017-2018
191	2017-2018
192	2017-2018
193	2017-2018
194	2017-2018
195	2017-2018
196	2017-2018
197	2017-2018
198	2017-2018
199	2017-2018
200	2017-2018
201	2017-2018
202	2017-2018

MA-III & IV	Psychotherapeut ic Counselling	4	4	4	3	4	2	4	4	29	good
MA-III & IV	Psychotherapeut ic Counselling	4	4	4	4	4	4	4	4	32	very good
MA-III & IV	Psychotherapeut ic Counselling	4	4	3	3	3	3	3	4	27	good
MA-III & IV	Psychotherapeut ic Counselling	4	4	3	3	3	3	3	4	27	good
MA-III & IV	Psychotherapeut ic Counselling	4	4	3	3	3	3	3	4	27	good
MA-III & IV	Psychotherapeut ic Counselling	4	4	4	3	4	2	4	4	29	good
MA-III & IV	Psychotherapeut ic Counselling	4	4	4	4	4	4	4	4	32	very good
MA-III & IV	Psychotherapeut ic Counselling	4	4	3	3	3	3	3	4	27	good
MA-III & IV	Psychotherapeut ic Counselling	4	4	3	3	3	3	3	4	27	good
MA-III & IV	Psychotherapeut ic Counselling	4	4	3	3	3	3	3	4	27	good
MA-III & IV	Psychotherapeut ic Counselling	4	4	4	3	4	2	4	4	29	good
MA-III & IV	Psychotherapeut ic Counselling	4	4	4	4	4	4	4	4	32	very good
MA-III & IV	Psychotherapeut ic Counselling	4	4	3	3	3	3	3	4	27	good
PGC	Psycholgical Guidance	4	4	3	3	3	3	3	4	27	good
PGC	Psycholgical Guidance	4	4	3	3	3	3	3	4	27	good
PGC	Psycholgical Guidance	4	4	4	3	4	2	4	4	29	good
PGC	Psycholgical Guidance	4	4	4	4	4	4	4	4	32	very good
PGC	Psycholgical Guidance	4	4	3	3	3	3	3	4	27	good
PGC	Psycholgical Guidance	4	4	3	3	3	3	3	4	27	good
PGC	Psycholgical Guidance	4	4	3	3	3	3	3	4	27	good
PGC	Psycholgical Guidance	4	4	4	3	4	2	4	4	29	good
PGC	Psycholgical Guidance	4	4	4	4	4	4	4	4	32	very good

204	2017-2018		PGDRP	Rehabilitation Assessment and Counselling	4	4	3	3	3	3	3	4	27	good
205	2017-2018		PGDRP	Rehabilitation Assessment and Counselling	4	4	3	3	3	3	3	4	27	good
206	2017-2018		PGDRP	Rehabilitation Assessment and Counselling	4	4	4	3	4	2	4	4	29	good
207	2017-2018		PGDRP	Rehabilitation Assessment and Counselling	4	4	4	4	4	4	4	4	32	very good
208	2017-2018		PGDRP	Rehabilitation Assessment and Counselling	4	4	3	3	3	3	3	4	27	good
209	2017-2018		PGDRP	Rehabilitation Assessment and Counselling	4	4	3	3	3	3	3	4	27	good
210	2017-2018		PGDRP	Rehabilitation Assessment and Counselling	4	4	3	3	3	3	3	4	27	good
211	2017-2018	Dr. Priyamvada Shrivastava	MA-I & III	Research Methods and Statistics / Health Behaviour	4	4	3	3	3	3	3	4	27	good
212	2017-2018		MA-I & III	Research Methods and Statistics / Health Behaviour	4	4	4	3	4	2	4	4	29	good

213	2017-2018
214	2017-2018
215	2017-2018
216	2017-2018
217	2017-2018
218	2017-2018
219	2017-2018
220	2017-2018
221	2017-2018

<b>MA-I &amp; III</b>	Research Methods and Statistics / Health Behaviour	4	4	4	4	4	4	4	4	32	very good
<b>MA-I &amp; III</b>	Research Methods and Statistics / Health Behaviour	4	4	3	3	3	3	3	4	27	good
<b>MA-I &amp; III</b>	Research Methods and Statistics / Health Behaviour	4	4	3	3	3	3	3	4	27	good
<b>MA-I &amp; III</b>	Research Methods and Statistics / Health Behaviour	4	4	3	3	3	3	3	4	27	good
<b>MA-I &amp; III</b>	Research Methods and Statistics / Health Behaviour	4	4	4	3	4	2	4	4	29	good
<b>MA-I &amp; III</b>	Research Methods and Statistics / Health Behaviour	4	4	4	4	4	4	4	4	32	very good
<b>MA-I &amp; III</b>	Research Methods and Statistics / Health Behaviour	4	4	3	3	3	3	3	4	27	good
<b>MA-I &amp; III</b>	Research Methods and Statistics / Health Behaviour	4	4	3	3	3	3	3	4	27	good
<b>MA-I &amp; III</b>	Research Methods and Statistics / Health Behaviour	4	4	3	3	3	3	3	4	27	good



222	2017-2018		MA-I & III	Research Methods and Statistics / Health Behaviour	4	4	4	3	4	2	4	4	29	good
223	2017-2018		MA-I & III	Research Methods and Statistics / Health Behaviour	4	4	4	4	4	4	4	4	32	very good
224	2017-2018		MA-I & III	Research Methods and Statistics / Health Behaviour	4	4	3	3	3	3	3	4	27	good
225	2017-2018		MA-I & III	Research Methods and Statistics / Health Behaviour	4	4	3	3	3	3	3	4	27	good
226	2017-2018		PGDRP	Community Based Rehabilitation	4	4	3	3	3	3	3	4	27	good
227	2017-2018		PGDRP	Community Based Rehabilitation	4	4	4	3	4	2	4	4	29	good
228	2017-2018		PGDRP	Community Based Rehabilitation	4	4	4	4	4	4	4	4	32	very good
229	2017-2018		PGDRP	Community Based Rehabilitation	4	4	3	3	3	3	3	4	27	good
230	2017-2018		PGDRP	Community Based Rehabilitation	4	4	3	3	3	3	3	4	27	good
231	2017-2018		PGDRP	Community Based Rehabilitation	4	4	3	3	3	3	3	4	27	good
232	2017-2018		PGDRP	Community Based Rehabilitation									0	good
233	2017-2018	Dr. Prabhavati Shukla	MA-I & III	Basic Psychological Process	4	4	3	3	3	3	3	4	27	good
234	2017-2018		MA-I & III	Basic Psychological	4	4	4	3	4	2	4	4	29	good

235	2017-2018
236	2017-2018
237	2017-2018
238	2017-2018
239	2017-2018
240	2017-2018
241	2017-2018
242	2017-2018
243	2017-2018
244	2017-2018
245	2017-2018
246	2017-2018
247	2017-2018
248	2017-2018
249	2017-2018
250	2017-2018
251	2017-2018
252	2017-2018
253	2017-2018

MA-I & III	Basic Psychological Process	4	4	4	4	4	4	4	4	32	very good
MA-I & III	Basic Psychological Process	4	4	3	3	3	3	3	4	27	good
MA-I & III	Basic Psychological Process	4	4	3	3	3	3	3	4	27	good
MA-I & III	Basic Psychological Process	4	4	3	3	3	3	3	4	27	good
MA-I & III	Basic Psychological Process	4	4	4	3	4	2	4	4	29	good
MA-I & III	Basic Psychological Process	4	4	4	4	4	4	4	4	32	very good
MA-I & III	Basic Psychological Process	4	4	3	3	3	3	3	4	27	good
MA-I & III	Basic Psychological Process	4	4	3	3	3	3	3	4	27	good
MA-I & III	Basic Psychological Process	4	4	3	3	3	3	3	4	27	good
MA-I & III	Basic Psychological Process	4	4	4	3	4	2	4	4	29	good
MA-I & III	Basic Psychological Process	4	4	4	4	4	4	4	4	32	very good
MA-I & III	Basic Psychological Process	4	4	3	3	3	3	3	4	27	good
MA-II & IV	Psychological Assessment	4	4	3	3	3	3	3	4	27	good
MA-II & IV	Psychological Assessment	4	4	3	3	3	3	3	4	27	good
MA-II & IV	Psychological Assessment	4	4	3	3	3	3	3	4	27	good
MA-II & IV	Psychological Assessment	4	4	4	3	4	2	4	4	29	good
MA-II & IV	Psychological Assessment	4	4	4	4	4	4	4	4	32	very good
MA-II & IV	Psychological Assessment	4	4	3	3	3	3	3	4	27	good
MA-II & IV	Psychological Assessment	4	4	3	3	3	3	3	4	27	good

254	2017-2018		MA- II & IV	Psychological Assessment	4	4	3	3	3	3	3	4	27	good
255	2017-2018		MA- II & IV	Psychological Assessment	4	4	4	3	4	2	4	4	29	good
256	2017-2018		MA- II & IV	Psychological Assessment	4	4	4	4	4	4	4	4	32	very good
257	2017-2018		MA- II & IV	Psychological Assessment	4	4	3	3	3	3	3	4	27	good
258	2017-2018		MA- II & IV	Psychological Assessment	4	4	3	3	3	3	3	4	27	good
259	2017-2018		MA- II & IV	Psychological Assessment	4	4	3	3	3	3	3	4	27	good
260	2017-2018	Dr. Meeta Jha	MA-I & III	Social Psychology /Clinical Diagnosis	4	4	4	3	4	2	4	4	29	good
261	2017-2018		MA-I & III	Social Psychology /Clinical Diagnosis	4	4	4	4	4	4	4	4	32	very good
262	2017-2018		MA-I & III	Social Psychology /Clinical Diagnosis	4	4	3	3	3	3	3	4	27	good
263	2017-2018		MA-I & III	Social Psychology /Clinical Diagnosis	4	4	3	3	3	3	3	4	27	good
264	2017-2018		MA-I & III	Social Psychology /Clinical Diagnosis	4	4	3	3	3	3	3	4	27	good
265	2017-2018		MA-I & III	Social Psychology /Clinical Diagnosis	4	4	4	3	4	2	4	4	29	good
266	2017-2018		MA-I & III	Social Psychology /Clinical Diagnosis	4	4	4	4	4	4	4	4	32	very good
267	2017-2018		MA-I & III	Social Psychology /Clinical Diagnosis	4	4	3	3	3	3	3	4	27	good
268	2017-2018		MA-I & III	Social Psychology /Clinical Diagnosis	4	4	3	3	3	3	3	4	27	good
269	2017-2018		MA-I & III	Social Psychology /Clinical	4	4	3	3	3	3	3	4	27	good

270	2017-2018
271	2017-2018
272	2017-2018
273	2017-2018
274	2017-2018
275	2017-2018
276	2017-2018
277	2017-2018
278	2017-2018
279	2017-2018
280	2017-2018
281	2017-2018
282	2017-2018
283	2017-2018

MA-I & III	Social Psychology /Clinical Diagnosis	4	4	4	3	4	2	4	4	29	good
MA-I & III	Social Psychology /Clinical Diagnosis	4	4	4	4	4	4	4	4	32	very good
MA-I & III	Social Psychology /Clinical Diagnosis	4	4	3	3	3	3	3	4	27	good
MA-I & III	Social Psychology /Clinical Diagnosis	4	4	3	3	3	3	3	4	27	good
MA- II & IV	Social Psychology /Clinical Diagnosis	4	4	3	3	3	3	3	4	27	good
MA- II & IV	Social Psychology /Clinical Diagnosis	4	4	4	3	4	2	4	4	29	good
MA- II & IV	Social Psychology /Clinical Diagnosis	4	4	4	4	4	4	4	4	32	very good
MA- II & IV	Social Psychology /Clinical Diagnosis	4	4	3	3	3	3	3	4	27	good
MA- II & IV	Social Psychology /Clinical Diagnosis	4	4	3	3	3	3	3	4	27	good
MA- II & IV	Social Psychology /Clinical Diagnosis	4	4	3	3	3	3	3	4	27	good
MA- II & IV	Social Psychology /Clinical Diagnosis	4	4	4	3	4	2	4	4	29	good
MA- II & IV	Social Psychology /Clinical Diagnosis	4	4	4	4	4	4	4	4	32	very good
MA- II & IV	Social Psychology /Clinical Diagnosis	4	4	3	3	3	3	3	4	27	good
MA- II & IV	Social Psychology /Clinical Diagnosis	4	4	3	3	3	3	3	4	27	good

284	2017-2018	MA- II & IV	Social Psychology /Clinical Diagnosis	4	4	3	3	3	3	3	4	27	good
285	2017-2018	MA- II & IV	Social Psychology /Clinical Diagnosis	4	4	4	3	4	2	4	4	29	good
286	2017-2018	MA- II & IV	Social Psychology /Clinical Diagnosis	4	4	4	4	4	4	4	4	32	very good
287	2017-2018	PGC	Psychological Guidance	4	4	3	3	3	3	3	4	27	good
288	2017-2018	PGC	Psychological Guidance	4	4	3	3	3	3	3	4	27	good
289	2017-2018	PGC	Psychological Guidance	4	4	3	3	3	3	3	4	27	good
290	2017-2018	PGC	Psychological Guidance	4	4	4	3	4	2	4	4	29	good
291	2017-2018	PGC	Psychological Guidance	4	4	4	4	4	4	4	4	32	very good
292	2017-2018	PGC	Psychological Guidance	4	4	3	3	3	3	3	4	27	good
293	2017-2018	PGC	Psychological Guidance	4	4	3	3	3	3	3	4	27	good
294	2017-2018	PGC	Psychological Guidance	4	4	3	3	3	3	3	4	27	good
295	2017-2018	PGC	Psychological Guidance	4	4	4	3	4	2	4	4	29	good
296	2017-2018	PGC	Psychological Guidance	4	4	4	4	4	4	4	4	32	very good
297	2017-2018	PGDRP	Disability and Rehabilitation/R ehilitation Assessment and Counselling	4	4	3	3	3	3	3	4	27	good
298	2017-2018	PGDRP	Disability and Rehabilitation/R ehilitation Assessment and Counselling	4	4	3	3	3	3	3	4	27	good
299	2017-2018	PGDRP	Disability and Rehabilitation/R ehilitation Assessment and Counselling	4	4	4	3	4	2	4	4	29	good

Shama Hamdani

300	2017-2018		PGDRP	Disability and Rehabilitation/Rehabilitation Assessment and Counselling	4	4	4	4	4	4	4	4	4	32	very good
301	2017-2018		PGDRP	Disability and Rehabilitation/Rehabilitation Assessment and Counselling	4	4	3	3	3	3	3	3	4	27	good
302	2017-2018		PGDRP	Disability and Rehabilitation/Rehabilitation Assessment and Counselling	4	4	3	3	3	3	3	4	27	good	
303	2017-2018		PGDRP	Disability and Rehabilitation/Rehabilitation Assessment and Counselling	4	4	3	3	3	3	3	4	27	good	
304	2017-2018		PGDRP	Disability and Rehabilitation/Rehabilitation Assessment and Counselling	4	4	3	3	3	3	3	4	27	good	
305	2017-2018	Narendra Verma	PGDRP	Psychosocial Issues in Disabilities/Community Based Rehabilitation	4	4	3	3	3	3	3	4	27	good	
306	2017-2018		PGDRP	Psychosocial Issues in Disabilities/Community Based	4	4	4	3	4	2	4	4	29	good	

307	2017-2018		PGDRP	Psychosocial Issues in Disabilities/Community Based Rehabilitation	4	4	4	4	4	4	4	4	4	32	very good
308	2017-2018		PGDRP	Psychosocial Issues in Disabilities/Community Based Rehabilitation	4	4	3	3	3	3	3	3	4	27	good
309	2017-2018		PGDRP	Psychosocial Issues in Disabilities/Community Based Rehabilitation	4	4	3	3	3	3	3	3	4	27	good
310	2017-2018		PGDRP	Psychosocial Issues in Disabilities/Community Based Rehabilitation	4	4	3	3	3	3	3	3	4	27	good
311	2017-2018		PGDRP	Psychosocial Issues in Disabilities/Community Based Rehabilitation	4	4	4	3	4	2	4	4	4	29	good
312	2018-2019	Dr. Promila Singh	MA-I	Psychopathology	4	4	3	3	3	3	3	3	4	27	good
313	2018-2019		MA-I	Psychopathology	4	4	3	3	3	3	3	3	4	27	good
314	2018-2019		MA-I	Psychopathology	4	4	3	3	3	3	3	3	4	27	good
315	2018-2019		MA-I	Psychopathology	4	4	4	3	4	2	4	4	4	29	good
316	2018-2019		MA-I	Psychopathology	4	4	4	4	4	4	4	4	4	32	very good
317	2018-2019		MA-I	Psychopathology	4	4	3	3	3	3	3	3	4	27	good
318	2018-2019		MA-I	Psychopathology	4	4	3	3	3	3	3	3	4	27	good
319	2018-2019		MA-I	Psychopathology	4	4	3	3	3	3	3	3	4	27	good
320	2018-2019		MA-I	Psychopathology	4	4	4	3	4	2	4	4	4	29	good
321	2018-2019		MA-I	Psychopathology	4	4	4	4	4	4	4	4	4	32	very good
322	2018-2019		MA-I	Psychopathology	4	4	3	3	3	3	3	3	4	27	good

324	2018-2019
325	2018-2019
326	2018-2019
327	2018-2019
328	2018-2019
329	2018-2019
330	2018-2019
331	2018-2019
332	2018-2019
333	2018-2019
334	2018-2019
335	2018-2019
336	2018-2019
337	2018-2019
338	2018-2019
339	2018-2019
340	2018-2019
341	2018-2019
342	2018-2019
343	2018-2019

MA-I	Psychopathology	4	4	3	3	3	3	3	4	27	good
MA-IV	Developmental Psychology	4	4	4	3	4	2	4	4	29	good
MA-IV	Developmental Psychology	4	4	4	4	4	4	4	4	32	very good
MA-IV	Developmental Psychology	4	4	3	3	3	3	3	4	27	good
MA-IV	Developmental Psychology	4	4	3	3	3	3	3	4	27	good
MA-IV	Developmental Psychology	4	4	3	3	3	3	3	4	27	good
MA-IV	Developmental Psychology	4	4	4	3	4	2	4	4	29	good
MA-IV	Developmental Psychology	4	4	4	4	4	4	4	4	32	very good
MA-IV	Developmental Psychology	4	4	3	3	3	3	3	4	27	good
MA-IV	Developmental Psychology	4	4	3	3	3	3	3	4	27	good
MA-IV	Developmental Psychology	4	4	3	3	3	3	3	4	27	good
MA-IV	Developmental Psychology	4	4	4	3	4	2	4	4	29	good
MA-IV	Developmental Psychology	4	4	3	3	3	3	3	4	27	good
PGC	Counselling Theories & Techniques	4	4	3	3	3	3	3	4	27	good
PGC	Counselling Theories & Techniques	4	4	3	3	3	3	3	4	27	good
PGC	Counselling Theories & Techniques	4	4	4	3	4	2	4	4	29	good
PGC	Counselling Theories & Techniques	4	4	4	4	4	4	4	4	32	very good
PGC	Counselling Theories & Techniques	4	4	4	3	4	2	4	4	29	good
PGC	Counselling Theories & Techniques	4	4	4	4	4	4	4	4	32	very good
PGC	Counselling Theories & Techniques	4	4	3	3	3	3	3	4	27	good



344	2018-2019	Dr. Basheer Hasan	PGC	Counselling Theories & Techniques	4	4	3	3	3	3	3	4	27	good
345	2018-2019		MA-III & IV	Psychotherapeutic Counselling	4	4	3	3	3	3	3	4	27	good
346	2018-2019		MA-III & IV	Psychotherapeutic Counselling	4	4	4	3	4	2	4	4	29	good
347	2018-2019		MA-III & IV	Psychotherapeutic Counselling	4	4	4	4	4	4	4	4	32	very good
348	2018-2019		MA-III & IV	Psychotherapeutic Counselling	4	4	3	3	3	3	3	4	27	good
349	2018-2019		MA-III & IV	Psychotherapeutic Counselling	4	4	3	3	3	3	3	4	27	good
350	2018-2019		MA-III & IV	Psychotherapeutic Counselling	4	4	3	3	3	3	3	4	27	good
351	2018-2019		MA-III & IV	Psychotherapeutic Counselling	4	4	4	3	4	2	4	4	29	good
352	2018-2019		MA-III & IV	Psychotherapeutic Counselling	4	4	4	4	4	4	4	4	32	very good
353	2018-2019		MA-III & IV	Psychotherapeutic Counselling	4	4	3	3	3	3	3	4	27	good
354	2018-2019		MA-III & IV	Psychotherapeutic Counselling	4	4	3	3	3	3	3	4	27	good
355	2018-2019		MA-III & IV	Psychotherapeutic Counselling	4	4	3	3	3	3	3	4	27	good
356	2018-2019		MA-III & IV	Psychotherapeutic Counselling	4	4	4	3	4	2	4	4	29	good
357	2018-2019		MA-III & IV	Psychotherapeutic Counselling	4	4	4	4	4	4	4	4	32	very good
358	2018-2019		MA-III & IV	Psychotherapeutic Counselling	4	4	3	3	3	3	3	4	27	good
359	2018-2019		MA-III & IV	Psychotherapeutic Counselling	4	4	3	3	3	3	3	4	27	good
360	2018-2019	MA-III & IV	Psychotherapeutic Counselling	4	4	3	3	3	3	3	4	27	good	
361	2018-2019	MA-III & IV	Psychotherapeutic Counselling	4	4	4	3	4	2	4	4	29	good	
362	2018-2019	MA-III & IV	Psychotherapeutic Counselling	4	4	4	4	4	4	4	4	32	very good	

363	2018-2019		MA-III & IV	Psychotherapeutic Counselling	4	4	3	3	3	3	3	4	27	good
364	2018-2019		PGC	Psycholglcal Guidance	4	4	3	3	3	3	3	4	27	good
365	2018-2019		PGC	Psycholglcal Guidance	4	4	3	3	3	3	3	4	27	good
366	2018-2019		PGC	Psycholglcal Guidance	4	4	4	3	4	2	4	4	29	good
367	2018-2019		PGC	Psycholglcal Guidance	4	4	4	4	4	4	4	4	32	very good
368	2018-2019		PGC	Psycholglcal Guidance	4	4	3	3	3	3	3	4	27	good
369	2018-2019		PGC	Psycholglcal Guidance	4	4	3	3	3	3	3	4	27	good
370	2018-2019		PGC	Psycholglcal Guidance	4	4	3	3	3	3	3	4	27	good
371	2018-2019		PGC	Psycholglcal Guidance	4	4	4	3	4	2	4	4	29	good
372	2018-2019		PGC	Psycholglcal Guidance	4	4	4	4	4	4	4	4	32	very good
373	2018-2019		PGC	Psycholglcal Guidance	4	4	3	3	3	3	3	4	27	good
374	2018-2019	Dr. Priyamvada Shrivastava	MA-I & III	Research Methods and Statistics / Health Behaviour	4	4	3	3	3	3	3	4	27	good
375	2018-2019		MA-I & III	Research Methods and Statistics / Health Behaviour	4	4	4	3	4	2	4	4	29	good
376	2018-2019		MA-I & III	Research Methods and Statistics / Health Behaviour	4	4	4	4	4	4	4	4	32	very good
377	2018-2019		MA-I & III	Research Methods and Statistics / Health Behaviour	4	4	3	3	3	3	3	4	27	good
378	2018-2019		MA-I & III	Research Methods and Statistics / Health Behaviour	4	4	3	3	3	3	3	4	27	good
379	2018-2019		MA-I & III	Research Methods and Statistics / Health	4	4	3	3	3	3	3	4	27	good

380	2018-2019
381	2018-2019
382	2018-2019
383	2018-2019
384	2018-2019
385	2018-2019
386	2018-2019
387	2018-2019
388	2018-2019
389	2018-2019

<b>MA-I &amp; III</b>	Research Methods and Statistics / Health Behaviour	4	4	4	3	4	2	4	4	29	good
<b>MA-I &amp; III</b>	Research Methods and Statistics / Health Behaviour	4	4	4	4	4	4	4	4	32	very good
<b>MA-I &amp; III</b>	Research Methods and Statistics / Health Behaviour	4	4	3	3	3	3	3	4	27	good
<b>MA-I &amp; III</b>	Research Methods and Statistics / Health Behaviour	4	4	3	3	3	3	3	4	27	good
<b>MA-I &amp; III</b>	Research Methods and Statistics / Health Behaviour	4	4	3	3	3	3	3	4	27	good
<b>MA-I &amp; III</b>	Research Methods and Statistics / Health Behaviour	4	4	4	3	4	2	4	4	29	good
<b>MA-I &amp; III</b>	Research Methods and Statistics / Health Behaviour	4	4	4	4	4	4	4	4	32	very good
<b>MA-I &amp; III</b>	Research Methods and Statistics / Health Behaviour	4	4	3	3	3	3	3	4	27	good
<b>MA-I &amp; III</b>	Research Methods and Statistics / Health Behaviour	4	4	3	3	3	3	3	4	27	good
<b>PGDRP</b>	Community Based Rehabilitation	4	4	3	3	3	3	3	4	27	good

390	2018-2019		PGDRP	Community Based Rehabilitation	4	4	4	3	4	2	4	4	29	good
391	2018-2019		PGDRP	Community Based Rehabilitation	4	4	4	4	4	4	4	4	32	very good
392	2018-2019		PGDRP	Community Based Rehabilitation	4	4	3	3	3	3	3	4	27	good
393	2018-2019		PGDRP	Community Based Rehabilitation	4	4	3	3	3	3	3	4	27	good
394	2018-2019		PGDRP	Community Based Rehabilitation	4	4	3	3	3	3	3	4	27	good
395	2018-2019		PGDRP	Community Based Rehabilitation									0	good
396	2018-2019	Dr. Prabhavati Shukla	MA-I & III	Basic Psychological Process	4	4	3	3	3	3	3	4	27	good
397	2018-2019		MA-I & III	Basic Psychological Process	4	4	4	3	4	2	4	4	29	good
398	2018-2019		MA-I & III	Basic Psychological Process	4	4	4	4	4	4	4	4	32	very good
399	2018-2019		MA-I & III	Basic Psychological Process	4	4	3	3	3	3	3	4	27	good
400	2018-2019		MA-I & III	Basic Psychological Process	4	4	3	3	3	3	3	4	27	good
401	2018-2019		MA-I & III	Basic Psychological Process	4	4	3	3	3	3	3	4	27	good
402	2018-2019		MA-I & III	Basic Psychological Process	4	4	4	3	4	2	4	4	29	good
403	2018-2019		MA-I & III	Basic Psychological Process	4	4	4	4	4	4	4	4	32	very good
404	2018-2019		MA-I & III	Basic Psychological Process	4	4	3	3	3	3	3	4	27	good
405	2018-2019		MA-I & III	Basic Psychological Process	4	4	3	3	3	3	3	4	27	good
406	2018-2019		MA-I & III	Basic Psychological Process	4	4	3	3	3	3	3	4	27	good

407	2018-2019	MA-I & III	Basic Psychological Process	4	4	4	3	4	2	4	4	29	good
408	2018-2019	MA-I & III	Basic Psychological Process	4	4	4	4	4	4	4	4	32	very good
409	2018-2019	MA-I & III	Basic Psychological Process	4	4	3	3	3	3	3	4	27	good
410	2018-2019	MA- II & IV	Psychological Assessment	4	4	3	3	3	3	3	4	27	good
411	2018-2019	MA- II & IV	Psychological Assessment	4	4	3	3	3	3	3	4	27	good
412	2018-2019	MA- II & IV	Psychological Assessment	4	4	3	3	3	3	3	4	27	good
413	2018-2019	MA- II & IV	Psychological Assessment	4	4	4	3	4	2	4	4	29	good
414	2018-2019	MA- II & IV	Psychological Assessment	4	4	4	4	4	4	4	4	32	very good
415	2018-2019	MA- II & IV	Psychological Assessment	4	4	3	3	3	3	3	4	27	good
416	2018-2019	MA- II & IV	Psychological Assessment	4	4	3	3	3	3	3	4	27	good
417	2018-2019	MA- II & IV	Psychological Assessment	4	4	3	3	3	3	3	4	27	good
418	2018-2019	MA- II & IV	Psychological Assessment	4	4	4	3	4	2	4	4	29	good
419	2018-2019	MA- II & IV	Psychological Assessment	4	4	4	4	4	4	4	4	32	very good
420	2018-2019	MA- II & IV	Psychological Assessment	4	4	3	3	3	3	3	4	27	good
421	2018-2019	MA- II & IV	Psychological Assessment	4	4	3	3	3	3	3	4	27	good
422	2018-2019	MA- II & IV	Psychological Assessment	4	4	3	3	3	3	3	4	27	good
423	2018-2019	MA-I & III	Social Psychology /Clinical Diagnosis	4	4	4	3	4	2	4	4	29	good
424	2018-2019	MA-I & III	Social Psychology /Clinical Diagnosis	4	4	4	4	4	4	4	4	32	very good

Dr. Meeta Jha

425	2018-2019
426	2018-2019
427	2018-2019
428	2018-2019
429	2018-2019
430	2018-2019
431	2018-2019
432	2018-2019
433	2018-2019
434	2018-2019
435	2018-2019
436	2018-2019
437	2018-2019
438	2018-2019

<b>MA-I &amp; III</b>	Social Psychology /Clinical Diagnosis	4	4	3	3	3	3	3	4	27	good
<b>MA-I &amp; III</b>	Social Psychology /Clinical Diagnosis	4	4	3	3	3	3	3	4	27	good
<b>MA-I &amp; III</b>	Social Psychology /Clinical Diagnosis	4	4	3	3	3	3	3	4	27	good
<b>MA-I &amp; III</b>	Social Psychology /Clinical Diagnosis	4	4	4	3	4	2	4	4	29	good
<b>MA-I &amp; III</b>	Social Psychology /Clinical Diagnosis	4	4	4	4	4	4	4	*	32	very good
<b>MA-I &amp; III</b>	Social Psychology /Clinical Diagnosis	4	4	3	3	3	3	3	4	27	good
<b>MA-I &amp; III</b>	Social Psychology /Clinical Diagnosis	4	4	3	3	3	3	3	4	27	good
<b>MA-I &amp; III</b>	Social Psychology /Clinical Diagnosis	4	4	4	3	4	2	4	4	29	good
<b>MA-I &amp; III</b>	Social Psychology /Clinical Diagnosis	4	4	4	4	4	4	4	4	32	very good
<b>MA-I &amp; III</b>	Social Psychology /Clinical Diagnosis	4	4	3	3	3	3	3	4	27	good
<b>MA-I &amp; III</b>	Social Psychology /Clinical Diagnosis	4	4	4	3	4	2	4	4	29	good
<b>MA-I &amp; III</b>	Social Psychology /Clinical Diagnosis	4	4	4	4	4	4	4	4	32	very good
<b>MA-I &amp; III</b>	Social Psychology /Clinical Diagnosis	4	4	3	3	3	3	3	4	27	good
<b>MA-I &amp; III</b>	Social Psychology /Clinical Diagnosis	4	4	3	3	3	3	3	4	27	good
<b>MA-II &amp; IV</b>	Social Psychology /Clinical Diagnosis	4	4	3	3	3	3	3	4	27	good
<b>MA-II &amp; IV</b>	Social Psychology /Clinical Diagnosis	4	4	4	3	4	2	4	4	29	good

439	2018-2019
440	2018-2019
441	2018-2019
442	2018-2019
443	2018-2019
444	2018-2019
445	2018-2019
446	2018-2019
447	2018-2019
448	2018-2019
449	2018-2019
450	2018-2019
451	2018-2019
452	2018-2019
453	2018-2019
454	2018-2019
455	2018-2019
456	2018-2019

MA- II & IV	Social Psychology /Clinical Diagnosis	4	4	4	4	4	4	4	4	32	very good
MA- II & IV	Social Psychology /Clinical Diagnosis	4	4	3	3	3	3	3	4	27	good
MA- II & IV	Social Psychology /Clinical Diagnosis	4	4	3	3	3	3	3	4	27	good
MA- II & IV	Social Psychology /Clinical Diagnosis	4	4	3	3	3	3	3	4	27	good
MA- II & IV	Social Psychology /Clinical Diagnosis	4	4	4	3	4	2	4	4	29	good
MA- II & IV	Social Psychology /Clinical Diagnosis	4	4	4	4	4	4	4	4	32	very good
MA- II & IV	Social Psychology /Clinical Diagnosis	4	4	3	3	3	3	3	4	27	good
MA- II & IV	Social Psychology /Clinical Diagnosis	4	4	3	3	3	3	3	4	27	good
MA- II & IV	Social Psychology /Clinical Diagnosis	4	4	3	3	3	3	3	4	27	good
MA- II & IV	Social Psychology /Clinical Diagnosis	4	4	4	3	4	2	4	4	29	good
MA- II & IV	Social Psychology /Clinical Diagnosis	4	4	4	4	4	4	4	4	32	very good
PGC	Psycholigical Guidance	4	4	3	3	3	3	3	4	27	good
PGC	Psycholigical Guidance	4	4	3	3	3	3	3	4	27	good
PGC	Psycholigical Guidance	4	4	3	3	3	3	3	4	27	good
PGC	Psycholigical Guidance	4	4	4	3	4	2	4	4	29	good
PGC	Psycholigical Guidance	4	4	4	4	4	4	4	4	32	very good
PGC	Psycholigical Guidance	4	4	3	3	3	3	3	4	27	good
PGC	Psycholigical Guidance	4	4	3	3	3	3	3	4	27	good

457	2018-2019	<b>Shama Hamdani</b>	<b>PGC</b>	Psycholglcal Guidance	4	4	3	3	3	3	3	4	27	good
458	2018-2019		<b>PGC</b>	Psycholglcal Guidance	4	4	4	3	4	2	4	4	29	good
459	2018-2019		<b>PGC</b>	Psycholglcal Guidance	4	4	4	4	4	4	4	4	32	very good
460	2018-2019		<b>PGDRP</b>	Disability and Rehabilitation/R ehability Assessment and Counselling	4	4	3	3	3	3	3	4	27	good
461	2018-2019		<b>PGDRP</b>	Disability and Rehabilitation/R ehability Assessment and Counselling	4	4	3	3	3	3	3	4	27	good
462	2018-2019		<b>PGDRP</b>	Disability and Rehabilitation/R ehability Assessment and Counselling	4	4	4	3	4	2	4	4	29	good
463	2018-2019		<b>PGDRP</b>	Disability and Rehabilitation/R ehability Assessment and Counselling	4	4	4	4	4	4	4	4	32	very good
464	2018-2019	<b>PGDRP</b>	Disability and Rehabilitation/R ehability Assessment and Counselling	4	4	3	3	3	3	3	4	27	good	



465	2018-2019		PGDRP	Disability and Rehabilitation/Rehabilitation Assessment and Counselling	4	4	3	3	3	3	3	4	27	good
466	2018-2019		PGDRP	Disability and Rehabilitation/Rehabilitation Assessment and Counselling	4	4	3	3	3	3	3	4	27	good
467	2018-2019		PGDRP	Disability and Rehabilitation/Rehabilitation Assessment and Counselling	4	4	3	3	3	3	3	4	27	good
468	2018-2019	Narendra Verma	PGDRP	Psychosocial Issues in Disabilities/Community Based Rehabilitation	4	4	3	3	3	3	3	4	27	good
469	2018-2019		PGDRP	Psychosocial Issues in Disabilities/Community Based Rehabilitation	4	4	4	3	4	2	4	4	29	good
470	2018-2019		PGDRP	Psychosocial Issues in Disabilities/Community Based Rehabilitation	4	4	4	4	4	4	4	4	32	very good
471	2018-2019		PGDRP	Psychosocial Issues in Disabilities/Community Based Rehabilitation	4	4	3	3	3	3	3	4	27	good

472	2018-2019		PGDRP	Psychosocial Issues in Disabilities/Community Based Rehabilitation	4	4	3	3	3	3	3	4	27	good
473	2018-2019		PGDRP	Psychosocial Issues in Disabilities/Community Based Rehabilitation	4	4	3	3	3	3	3	4	27	good
474	2018-2019		PGDRP	Psychosocial Issues in Disabilities/Community Based Rehabilitation	4	4	4	3	4	2	4	4	29	good
475	2019-2020	Dr. Promila Singh	MA-I	Psychopathology	4	4	3	3	3	3	3	4	27	good
476	2019-2020		MA-I	Psychopathology	4	4	3	3	3	3	3	4	27	good
477	2019-2020		MA-I	Psychopathology	4	4	3	3	3	3	3	4	27	good
478	2019-2020		MA-I	Psychopathology	4	4	4	3	4	2	4	4	29	good
479	2019-2020		MA-I	Psychopathology	4	4	4	4	4	4	4	4	32	very good
480	2019-2020		MA-I	Psychopathology	4	4	3	3	3	3	3	4	27	good
481	2019-2020		MA-I	Psychopathology	4	4	3	3	3	3	3	4	27	good
482	2019-2020		MA-I	Psychopathology	4	4	3	3	3	3	3	4	27	good
483	2019-2020		MA-I	Psychopathology	4	4	4	3	4	2	4	4	29	good
484	2019-2020		MA-I	Psychopathology	4	4	4	4	4	4	4	4	32	very good
485	2019-2020		MA-I	Psychopathology	4	4	3	3	3	3	3	4	27	good
486	2019-2020		MA-I	Psychopathology	4	4	3	3	3	3	3	4	27	good
487	2019-2020		MA-I	Psychopathology	4	4	3	3	3	3	3	4	27	good
488	2019-2020		MA-IV	Developmental Psychology	4	4	4	3	4	2	4	4	29	good
489	2019-2020		MA-IV	Developmental Psychology	4	4	4	4	4	4	4	4	32	very good
490	2019-2020		MA-IV	Developmental Psychology	4	4	3	3	3	3	3	4	27	good
491	2019-2020	MA-IV	Developmental Psychology	4	4	3	3	3	3	3	4	27	good	

492	2019-2020
493	2019-2020
494	2019-2020
495	2019-2020
496	2019-2020
497	2019-2020
498	2019-2020
499	2019-2020
500	2019-2020
501	2019-2020
502	2019-2020
503	2019-2020
504	2019-2020
505	2019-2020
506	2019-2020
507	2019-2020
508	2019-2020
509	2019-2020
510	2019-2020

**Dr. Basheer  
Hasan**

MA-IV	Developmental Psychology	4	4	3	3	3	3	3	4	27	good
MA-IV	Developmental Psychology	4	4	4	3	4	2	4	4	29	good
MA-IV	Developmental Psychology	4	4	4	4	4	4	4	4	32	very good
MA-IV	Developmental Psychology	4	4	3	3	3	3	3	4	27	good
MA-IV	Developmental Psychology	4	4	3	3	3	3	3	4	27	good
MA-IV	Developmental Psychology	4	4	3	3	3	3	3	4	27	good
MA-IV	Developmental Psychology	4	4	4	3	4	2	4	4	29	good
MA-IV	Developmental Psychology	4	4	3	3	3	3	3	4	27	good
PGC	Counselling Theories & Techniques	4	4	3	3	3	3	3	4	27	good
PGC	Counselling Theories & Techniques	4	4	3	3	3	3	3	4	27	good
PGC	Counselling Theories & Techniques	4	4	4	3	4	2	4	4	29	good
PGC	Counselling Theories & Techniques	4	4	4	4	4	4	4	4	32	very good
PGC	Counselling Theories & Techniques	4	4	4	3	4	2	4	4	29	good
PGC	Counselling Theories & Techniques	4	4	4	4	4	4	4	4	32	very good
PGC	Counselling Theories & Techniques	4	4	3	3	3	3	3	4	27	good
PGC	Counselling Theories & Techniques	4	4	3	3	3	3	3	4	27	good
MA-III & IV	Psychotherapeutic Counselling	4	4	3	3	3	3	3	4	27	good
MA-III & IV	Psychotherapeutic Counselling	4	4	4	3	4	2	4	4	29	good
MA-III & IV	Psychotherapeutic Counselling	4	4	4	4	4	4	4	4	32	very good

511	2019-2020
512	2019-2020
513	2019-2020
514	2019-2020
515	2019-2020
516	2019-2020
517	2019-2020
518	2019-2020
519	2019-2020
520	2019-2020
521	2019-2020
522	2019-2020
523	2019-2020
524	2019-2020
525	2019-2020
526	2019-2020
527	2019-2020
528	2019-2020
529	2019-2020
530	2019-2020
531	2019-2020

MA-III & IV	Psychotherapeut ic Counselling	4	4	3	3	3	3	3	4	27	good
MA-III & IV	Psychotherapeut ic Counselling	4	4	3	3	3	3	3	4	27	good
MA-III & IV	Psychotherapeut ic Counselling	4	4	3	3	3	3	3	4	27	good
MA-III & IV	Psychotherapeut ic Counselling	4	4	4	3	4	2	4	4	29	good
MA-III & IV	Psychotherapeut ic Counselling	4	4	4	4	4	4	4	4	32	very good
MA-III & IV	Psychotherapeut ic Counselling	4	4	3	3	3	3	3	4	27	good
MA-III & IV	Psychotherapeut ic Counselling	4	4	3	3	3	3	3	4	27	good
MA-III & IV	Psychotherapeut ic Counselling	4	4	3	3	3	3	3	4	27	good
MA-III & IV	Psychotherapeut ic Counselling	4	4	4	3	4	2	4	4	29	good
MA-III & IV	Psychotherapeut ic Counselling	4	4	4	4	4	4	4	4	32	very good
MA-III & IV	Psychotherapeut ic Counselling	4	4	3	3	3	3	3	4	27	good
MA-III & IV	Psychotherapeut ic Counselling	4	4	3	3	3	3	3	4	27	good
MA-III & IV	Psychotherapeut ic Counselling	4	4	3	3	3	3	3	4	27	good
MA-III & IV	Psychotherapeut ic Counselling	4	4	4	3	4	2	4	4	29	good
MA-III & IV	Psychotherapeut ic Counselling	4	4	4	4	4	4	4	4	32	very good
MA-III & IV	Psychotherapeut ic Counselling	4	4	3	3	3	3	3	4	27	good
PGC	Psycholgical Guidance	4	4	3	3	3	3	3	4	27	good
PGC	Psycholgical Guidance	4	4	3	3	3	3	3	4	27	good
PGC	Psycholgical Guidance	4	4	4	3	4	2	4	4	29	good
PGC	Psycholgical Guidance	4	4	4	4	4	4	4	4	32	very good
PGC	Psycholgical Guidance	4	4	3	3	3	3	3	4	27	good

532	2019-2020		PGC	Psychological Guidance	4	4	3	3	3	3	3	4	27	good
533	2019-2020		PGC	Psychological Guidance	4	4	3	3	3	3	3	4	27	good
534	2019-2020		PGC	Psychological Guidance	4	4	4	3	4	2	4	4	29	good
535	2019-2020		PGC	Psychological Guidance	4	4	4	4	4	4	4	4	32	very good
536	2019-2020		PGC	Psychological Guidance	4	4	3	3	3	3	3	4	27	good
537	2019-2020	Dr. Priyamvada Shrivastava	MA-I & III	Research Methods and Statistics / Health Behaviour	4	4	3	3	3	3	3	4	27	good
538	2019-2020		MA-I & III	Research Methods and Statistics / Health Behaviour	4	4	4	3	4	2	4	4	29	good
539	2019-2020		MA-I & III	Research Methods and Statistics / Health Behaviour	4	4	4	4	4	4	4	4	32	very good
540	2019-2020		MA-I & III	Research Methods and Statistics / Health Behaviour	4	4	3	3	3	3	3	4	27	good
541	2019-2020		MA-I & III	Research Methods and Statistics / Health Behaviour	4	4	3	3	3	3	3	4	27	good
542	2019-2020		MA-I & III	Research Methods and Statistics / Health Behaviour	4	4	3	3	3	3	3	4	27	good
543	2019-2020		MA-I & III	Research Methods and Statistics / Health Behaviour	4	4	4	3	4	2	4	4	29	good
544	2019-2020		MA-I & III	Research Methods and Statistics / Health Behaviour	4	4	4	4	4	4	4	4	32	very good

545	2019-2020
546	2019-2020
547	2019-2020
548	2019-2020
549	2019-2020
550	2019-2020
551	2019-2020
552	2019-2020
553	2019-2020
554	2019-2020
555	2019-2020

<b>MA-I &amp; III</b>	Research Methods and Statistics / Health Behaviour	4	4	3	3	3	3	3	4	27	good
<b>MA-I &amp; III</b>	Research Methods and Statistics / Health Behaviour	4	4	3	3	3	3	3	4	27	good
<b>MA-I &amp; III</b>	Research Methods and Statistics / Health Behaviour	4	4	3	3	3	3	3	4	27	good
<b>MA-I &amp; III</b>	Research Methods and Statistics / Health Behaviour	4	4	4	3	4	2	4	4	29	good
<b>MA-I &amp; III</b>	Research Methods and Statistics / Health Behaviour	4	4	4	4	4	4	4	4	32	very good
<b>MA-I &amp; III</b>	Research Methods and Statistics / Health Behaviour	4	4	3	3	3	3	3	4	27	good
<b>MA-I &amp; III</b>	Research Methods and Statistics / Health Behaviour	4	4	3	3	3	3	3	4	27	good
<b>PGDRP</b>	Community Based Rehabilitation	4	4	3	3	3	3	3	4	27	good
<b>PGDRP</b>	Community Based Rehabilitation	4	4	4	3	4	2	4	4	29	good
<b>PGDRP</b>	Community Based Rehabilitation	4	4	4	4	4	4	4	4	32	very good
<b>PGDRP</b>	Community Based Rehabilitation	4	4	3	3	3	3	3	4	27	good

556	2019-2020		PGDRP	Community Based Rehabilitation	4	4	3	3	3	3	3	4	27	good
557	2019-2020		PGDRP	Community Based Rehabilitation	4	4	3	3	3	3	3	4	27	good
558	2019-2020		PGDRP	Community Based Rehabilitation									0	good
559	2019-2020	Dr. Prabhavati Shukla	MA-I & III	Basic Psychological Process	4	4	3	3	3	3	3	4	27	good
560	2019-2020		MA-I & III	Basic Psychological Process	4	4	4	3	4	2	4	4	29	good
561	2019-2020		MA-I & III	Basic Psychological Process	4	4	4	4	4	4	4	4	32	very good
562	2019-2020		MA-I & III	Basic Psychological Process	4	4	3	3	3	3	3	4	27	good
563	2019-2020		MA-I & III	Basic Psychological Process	4	4	3	3	3	3	3	4	27	good
564	2019-2020		MA-I & III	Basic Psychological Process	4	4	3	3	3	3	3	4	27	good
565	2019-2020		MA-I & III	Basic Psychological Process	4	4	4	3	4	2	4	4	29	good
566	2019-2020		MA-I & III	Basic Psychological Process	4	4	4	4	4	4	4	4	32	very good
567	2019-2020		MA-I & III	Basic Psychological Process	4	4	3	3	3	3	3	4	27	good
568	2019-2020		MA-I & III	Basic Psychological Process	4	4	3	3	3	3	3	4	27	good
569	2019-2020		MA-I & III	Basic Psychological Process	4	4	3	3	3	3	3	4	27	good
570	2019-2020		MA-I & III	Basic Psychological Process	4	4	4	3	4	2	4	4	29	good
571	2019-2020		MA-I & III	Basic Psychological Process	4	4	4	4	4	4	4	4	32	very good
572	2019-2020		MA-I & III	Basic Psychological Process	4	4	3	3	3	3	3	4	27	good
573	2019-2020	MA-II & IV	Psychological Assessment	4	4	3	3	3	3	3	4	27	good	

574	2019-2020	MA- II & IV	Psychological Assessment	4	4	3	3	3	3	3	4	27	good
575	2019-2020	MA- II & IV	Psychological Assessment	4	4	3	3	3	3	3	4	27	good
576	2019-2020	MA- II & IV	Psychological Assessment	4	4	4	3	4	2	4	4	29	good
577	2019-2020	MA- II & IV	Psychological Assessment	4	4	4	4	4	4	4	4	32	very good
578	2019-2020	MA- II & IV	Psychological Assessment	4	4	3	3	3	3	3	4	27	good
579	2019-2020	MA- II & IV	Psychological Assessment	4	4	3	3	3	3	3	4	27	good
580	2019-2020	MA- II & IV	Psychological Assessment	4	4	3	3	3	3	3	4	27	good
581	2019-2020	MA- II & IV	Psychological Assessment	4	4	4	3	4	2	4	4	29	good
582	2019-2020	MA- II & IV	Psychological Assessment	4	4	4	4	4	4	4	4	32	very good
583	2019-2020	MA- II & IV	Psychological Assessment	4	4	3	3	3	3	3	4	27	good
584	2019-2020	MA- II & IV	Psychological Assessment	4	4	3	3	3	3	3	4	27	good
585	2019-2020	MA- II & IV	Psychological Assessment	4	4	3	3	3	3	3	4	27	good
586	2019-2020	MA-I & III	Social Psychology /Clinical Diagnosis	4	4	4	3	4	2	4	4	29	good
587	2019-2020	MA-I & III	Social Psychology /Clinical Diagnosis	4	4	4	4	4	4	4	4	32	very good
588	2019-2020	MA-I & III	Social Psychology /Clinical Diagnosis	4	4	3	3	3	3	3	4	27	good
589	2019-2020	MA-I & III	Social Psychology /Clinical Diagnosis	4	4	3	3	3	3	3	4	27	good
590	2019-2020	MA-I & III	Social Psychology /Clinical Diagnosis	4	4	3	3	3	3	3	4	27	good

Dr. Meeta Jha



591	2019-2020
592	2019-2020
593	2019-2020
594	2019-2020
595	2019-2020
596	2019-2020
597	2019-2020
598	2019-2020
599	2019-2020
600	2019-2020
601	2019-2020
602	2019-2020
603	2019-2020
604	2019-2020

MA-I & III	Social Psychology /Clinical Diagnosis	4	4	4	3	4	2	4	4	29	good
MA-I & III	Social Psychology /Clinical Diagnosis	4	4	4	4	4	4	4	4	32	very good
MA-I & III	Social Psychology /Clinical Diagnosis	4	4	3	3	3	3	3	4	27	good
MA-I & III	Social Psychology /Clinical Diagnosis	4	4	3	3	3	3	3	4	27	good
MA-I & III	Social Psychology /Clinical Diagnosis	4	4	3	3	3	3	3	4	27	good
MA-I & III	Social Psychology /Clinical Diagnosis	4	4	4	3	4	2	4	4	29	good
MA-I & III	Social Psychology /Clinical Diagnosis	4	4	4	4	4	4	4	4	32	very good
MA-I & III	Social Psychology /Clinical Diagnosis	4	4	3	3	3	3	3	4	27	good
MA-I & III	Social Psychology /Clinical Diagnosis	4	4	3	3	3	3	3	4	27	good
MA- II & IV	Social Psychology /Clinical Diagnosis	4	4	3	3	3	3	3	4	27	good
MA- II & IV	Social Psychology /Clinical Diagnosis	4	4	4	3	4	2	4	4	29	good
MA- II & IV	Social Psychology /Clinical Diagnosis	4	4	4	4	4	4	4	4	32	very good
MA- II & IV	Social Psychology /Clinical Diagnosis	4	4	3	3	3	3	3	4	27	good
MA- II & IV	Social Psychology /Clinical Diagnosis	4	4	3	3	3	3	3	4	27	good

605	2019-2020	MA- II & IV	Social Psychology /Clinical Diagnosis	4	4	3	3	3	3	3	4	27	good
606	2019-2020	MA- II & IV	Social Psychology /Clinical Diagnosis	4	4	4	3	4	2	4	4	29	good
607	2019-2020	MA- II & IV	Social Psychology /Clinical Diagnosis	4	4	4	4	4	4	4	4	32	very good
608	2019-2020	MA- II & IV	Social Psychology /Clinical Diagnosis	4	4	3	3	3	3	3	4	27	good
609	2019-2020	MA- II & IV	Social Psychology /Clinical Diagnosis	4	4	3	3	3	3	3	4	27	good
610	2019-2020	MA- II & IV	Social Psychology /Clinical Diagnosis	4	4	3	3	3	3	3	4	27	good
611	2019-2020	MA- II & IV	Social Psychology /Clinical Diagnosis	4	4	4	3	4	2	4	4	29	good
612	2019-2020	MA- II & IV	Social Psychology /Clinical Diagnosis	4	4	4	4	4	4	4	4	32	very good
613	2019-2020	PGC	Psychological Guidance	4	4	3	3	3	3	3	4	27	good
614	2019-2020	PGC	Psychological Guidance	4	4	3	3	3	3	3	4	27	good
615	2019-2020	PGC	Psychological Guidance	4	4	3	3	3	3	3	4	27	good
616	2019-2020	PGC	Psychological Guidance	4	4	4	3	4	2	4	4	29	good
617	2019-2020	PGC	Psychological Guidance	4	4	4	4	4	4	4	4	32	very good
618	2019-2020	PGC	Psychological Guidance	4	4	3	3	3	3	3	4	27	good
619	2019-2020	PGC	Psychological Guidance	4	4	3	3	3	3	3	4	27	good
620	2019-2020	PGC	Psychological Guidance	4	4	3	3	3	3	3	4	27	good
621	2019-2020	PGC	Psychological Guidance	4	4	4	3	4	2	4	4	29	good
622	2019-2020	PGC	Psychological Guidance	4	4	4	4	4	4	4	4	32	very good

623	2019-2020	Shama Hamdani	PGDRP	Disability and Rehabilitation/Rehabilitation Assessment and Counselling	4	4	3	3	3	3	3	4	27	good
624	2019-2020		PGDRP	Disability and Rehabilitation/Rehabilitation Assessment and Counselling	4	4	3	3	3	3	3	4	27	good
625	2019-2020		PGDRP	Disability and Rehabilitation/Rehabilitation Assessment and Counselling	4	4	4	3	4	2	4	4	29	good
626	2019-2020		PGDRP	Disability and Rehabilitation/Rehabilitation Assessment and Counselling	4	4	4	4	4	4	4	4	32	very good
627	2019-2020		PGDRP	Disability and Rehabilitation/Rehabilitation Assessment and Counselling	4	4	3	3	3	3	3	4	27	good
628	2019-2020		PGDRP	Disability and Rehabilitation/Rehabilitation Assessment and Counselling	4	4	3	3	3	3	3	4	27	good

629	2019-2020		PGDRP	Disability and Rehabilitation/Rehabilitation Assessment and Counselling	4	4	3	3	3	3	3	4	27	good
630	2019-2020		PGDRP	Disability and Rehabilitation/Rehabilitation Assessment and Counselling	4	4	3	3	3	3	3	4	27	good
631	2019-2020	Narendra Verma	PGDRP	Psychosocial Issues in Disabilities/Community Based Rehabilitation	4	4	3	3	3	3	3	4	27	good
632	2019-2020		PGDRP	Psychosocial Issues in Disabilities/Community Based Rehabilitation	4	4	4	3	4	2	4	4	29	good
633	2019-2020		PGDRP	Psychosocial Issues in Disabilities/Community Based Rehabilitation	4	4	4	4	4	4	4	4	32	very good
634	2019-2020		PGDRP	Psychosocial Issues in Disabilities/Community Based Rehabilitation	4	4	3	3	3	3	3	4	27	good
635	2019-2020		PGDRP	Psychosocial Issues in Disabilities/Community Based Rehabilitation	4	4	3	3	3	3	3	4	27	good

636	2019-2020		PGDRP	Psychosocial Issues in Disabilities/Community Based Rehabilitation	4	4	3	3	3	3	3	4	27	good
637	2019-2020		PGDRP	Psychosocial Issues in Disabilities/Community Based Rehabilitation	4	4	4	3	4	2	4	4	29	good
638	2020-2021	Dr. Promila Singh	MA-I	Psychopathology	4	4	3	3	3	3	3	4	27	good
639	2020-2021		MA-I	Psychopathology	4	4	3	3	3	3	3	4	27	good
640	2020-2021		MA-I	Psychopathology	4	4	3	3	3	3	3	4	27	good
641	2020-2021		MA-I	Psychopathology	4	4	4	3	4	2	4	4	29	good
642	2020-2021		MA-I	Psychopathology	4	4	4	4	4	4	4	4	32	very good
643	2020-2021		MA-I	Psychopathology	4	4	3	3	3	3	3	4	27	good
644	2020-2021		MA-I	Psychopathology	4	4	3	3	3	3	3	4	27	good
645	2020-2021		MA-I	Psychopathology	4	4	3	3	3	3	3	4	27	good
646	2020-2021		MA-I	Psychopathology	4	4	4	3	4	2	4	4	29	good
647	2020-2021		MA-I	Psychopathology	4	4	4	4	4	4	4	4	32	very good
648	2020-2021		MA-I	Psychopathology	4	4	3	3	3	3	3	4	27	good
649	2020-2021		MA-I	Psychopathology	4	4	3	3	3	3	3	4	27	good
650	2020-2021		MA-I	Psychopathology	4	4	3	3	3	3	3	4	27	good
651	2020-2021		MA-IV	Developmental Psychology	4	4	4	3	4	2	4	4	29	good
652	2020-2021		MA-IV	Developmental Psychology	4	4	4	4	4	4	4	4	32	very good
653	2020-2021		MA-IV	Developmental Psychology	4	4	3	3	3	3	3	4	27	good
654	2020-2021	MA-IV	Developmental Psychology	4	4	3	3	3	3	3	4	27	good	
655	2020-2021	MA-IV	Developmental Psychology	4	4	3	3	3	3	3	4	27	good	
656	2020-2021	MA-IV	Developmental Psychology	4	4	4	3	4	2	4	4	29	good	

657	2020-2021
658	2020-2021
659	2020-2021
660	2020-2021
661	2020-2021
662	2020-2021
663	2020-2021
664	2020-2021
665	2020-2021
666	2020-2021
667	2020-2021
668	2020-2021
669	2020-2021
670	2020-2021
671	2020-2021
672	2020-2021
673	2020-2021
674	2020-2021
675	2020-2021

**Dr. Basheer Hasan**

<b>MA-IV</b>	Developmental Psychology	4	4	4	4	4	4	4	4	32	very good
<b>MA-IV</b>	Developmental Psychology	4	4	3	3	3	3	3	4	27	good
<b>MA-IV</b>	Developmental Psychology	4	4	3	3	3	3	3	4	27	good
<b>MA-IV</b>	Developmental Psychology	4	4	3	3	3	3	3	4	27	good
<b>MA-IV</b>	Developmental Psychology	4	4	4	3	4	2	4	4	29	good
<b>MA-IV</b>	Developmental Psychology	4	4	3	3	3	3	3	4	27	good
<b>PGC</b>	Counselling Theories & Techniques	4	4	3	3	3	3	3	4	27	good
<b>PGC</b>	Counselling Theories & Techniques	4	4	3	3	3	3	3	4	27	good
<b>PGC</b>	Counselling Theories & Techniques	4	4	4	3	4	2	4	4	29	good
<b>PGC</b>	Counselling Theories & Techniques	4	4	4	4	4	4	4	4	32	very good
<b>PGC</b>	Counselling Theories & Techniques	4	4	4	3	4	2	4	4	29	good
<b>PGC</b>	Counselling Theories & Techniques	4	4	4	4	4	4	4	4	32	very good
<b>PGC</b>	Counselling Theories & Techniques	4	4	3	3	3	3	3	4	27	good
<b>PGC</b>	Counselling Theories & Techniques	4	4	3	3	3	3	3	4	27	good
<b>MA-III &amp; IV</b>	Psychotherapeutic Counselling	4	4	3	3	3	3	3	4	27	good
<b>MA-III &amp; IV</b>	Psychotherapeutic Counselling	4	4	4	3	4	2	4	4	29	good
<b>MA-III &amp; IV</b>	Psychotherapeutic Counselling	4	4	4	4	4	4	4	4	32	very good
<b>MA-III &amp; IV</b>	Psychotherapeutic Counselling	4	4	3	3	3	3	3	4	27	good
<b>MA-III &amp; IV</b>	Psychotherapeutic Counselling	4	4	3	3	3	3	3	4	27	good

676	2020-2021
677	2020-2021
678	2020-2021
679	2020-2021
680	2020-2021
681	2020-2021
682	2020-2021
683	2020-2021
684	2020-2021
685	2020-2021
686	2020-2021
687	2020-2021
688	2020-2021
689	2020-2021
690	2020-2021
691	2020-2021
692	2020-2021
693	2020-2021
694	2020-2021
695	2020-2021
696	2020-2021
697	2020-2021

MA-III & IV	Psychotherapeut ic Counselling	4	4	3	3	3	3	3	4	27	good
MA-III & IV	Psychotherapeut ic Counselling	4	4	4	3	4	2	4	4	29	good
MA-III & IV	Psychotherapeut ic Counselling	4	4	4	4	4	4	4	4	32	very good
MA-III & IV	Psychotherapeut ic Counselling	4	4	3	3	3	3	3	4	27	good
MA-III & IV	Psychotherapeut ic Counselling	4	4	3	3	3	3	3	4	27	good
MA-III & IV	Psychotherapeut ic Counselling	4	4	3	3	3	3	3	4	27	good
MA-III & IV	Psychotherapeut ic Counselling	4	4	4	3	4	2	4	4	29	good
MA-III & IV	Psychotherapeut ic Counselling	4	4	4	4	4	4	4	4	32	very good
MA-III & IV	Psychotherapeut ic Counselling	4	4	3	3	3	3	3	4	27	good
MA-III & IV	Psychotherapeut ic Counselling	4	4	3	3	3	3	3	4	27	good
MA-III & IV	Psychotherapeut ic Counselling	4	4	3	3	3	3	3	4	27	good
MA-III & IV	Psychotherapeut ic Counselling	4	4	3	3	3	3	3	4	27	good
MA-III & IV	Psychotherapeut ic Counselling	4	4	4	3	4	2	4	4	29	good
MA-III & IV	Psychotherapeut ic Counselling	4	4	4	4	4	4	4	4	32	very good
MA-III & IV	Psychotherapeut ic Counselling	4	4	3	3	3	3	3	4	27	good
PGC	Psycholgical Guidance	4	4	3	3	3	3	3	4	27	good
PGC	Psycholgical Guidance	4	4	3	3	3	3	3	4	27	good
PGC	Psycholgical Guidance	4	4	4	3	4	2	4	4	29	good
PGC	Psycholgical Guidance	4	4	4	4	4	4	4	4	32	very good
PGC	Psycholgical Guidance	4	4	3	3	3	3	3	4	27	good
PGC	Psycholgical Guidance	4	4	3	3	3	3	3	4	27	good
PGC	Psycholgical Guidance	4	4	3	3	3	3	3	4	27	good
PGC	Psycholgical Guidance	4	4	4	3	4	2	4	4	29	good

698	2020-2021	Dr. Priyamvada Shrivastava	PGC	Psychological Guidance	4	4	4	4	4	4	4	4	32	very good
699	2020-2021		PGC	Psychological Guidance	4	4	3	3	3	3	3	4	27	good
700	2020-2021		MA-I & III	Research Methods and Statistics / Health Behaviour	4	4	3	3	3	3	3	4	27	good
701	2020-2021		MA-I & III	Research Methods and Statistics / Health Behaviour	4	4	4	3	4	2	4	4	29	good
702	2020-2021		MA-I & III	Research Methods and Statistics / Health Behaviour	4	4	4	4	4	4	4	4	32	very good
703	2020-2021		MA-I & III	Research Methods and Statistics / Health Behaviour	4	4	3	3	3	3	3	4	27	good
704	2020-2021		MA-I & III	Research Methods and Statistics / Health Behaviour	4	4	3	3	3	3	3	4	27	good
705	2020-2021		MA-I & III	Research Methods and Statistics / Health Behaviour	4	4	3	3	3	3	3	4	27	good
706	2020-2021		MA-I & III	Research Methods and Statistics / Health Behaviour	4	4	4	3	4	2	4	4	29	good
707	2020-2021		MA-I & III	Research Methods and Statistics / Health Behaviour	4	4	4	4	4	4	4	4	32	very good
708	2020-2021	MA-I & III	Research Methods and Statistics / Health Behaviour	4	4	3	3	3	3	3	4	27	good	



709	2020-2021
710	2020-2021
711	2020-2021
712	2020-2021
713	2020-2021
714	2020-2021
715	2020-2021
716	2020-2021
717	2020-2021
718	2020-2021
719	2020-2021

<b>MA-I &amp; III</b>	Research Methods and Statistics / Health Behaviour	4	4	3	3	3	3	3	4	27	good
<b>MA-I &amp; III</b>	Research Methods and Statistics / Health Behaviour	4	4	3	3	3	3	3	4	27	good
<b>MA-I &amp; III</b>	Research Methods and Statistics / Health Behaviour	4	4	4	3	4	2	4	4	29	good
<b>MA-I &amp; III</b>	Research Methods and Statistics / Health Behaviour	4	4	4	4	4	4	4	4	32	very good
<b>MA-I &amp; III</b>	Research Methods and Statistics / Health Behaviour	4	4	3	3	3	3	3	4	27	good
<b>MA-I &amp; III</b>	Research Methods and Statistics / Health Behaviour	4	4	3	3	3	3	3	4	27	good
<b>PGDRP</b>	Community Based Rehabilitation	4	4	3	3	3	3	3	4	27	good
<b>PGDRP</b>	Community Based Rehabilitation	4	4	4	3	4	2	4	4	29	good
<b>PGDRP</b>	Community Based Rehabilitation	4	4	4	4	4	4	4	4	32	very good
<b>PGDRP</b>	Community Based Rehabilitation	4	4	3	3	3	3	3	4	27	good
<b>PGDRP</b>	Community Based Rehabilitation	4	4	3	3	3	3	3	4	27	good

720	2020-2021	Dr. Prabhavati Shukla	PGDRP	Community Based Rehabilitation	4	4	3	3	3	3	3	4	27	good	
721	2020-2021		PGDRP	Community Based Rehabilitation										0	good
722	2020-2021		MA-I & III	Basic Psychological Process	4	4	3	3	3	3	3	4	27	good	
723	2020-2021		MA-I & III	Basic Psychological Process	4	4	4	3	4	2	4	4	29	good	
724	2020-2021		MA-I & III	Basic Psychological Process	4	4	4	4	4	4	4	4	32	very good	
725	2020-2021		MA-I & III	Basic Psychological Process	4	4	3	3	3	3	3	4	27	good	
726	2020-2021		MA-I & III	Basic Psychological Process	4	4	3	3	3	3	3	4	27	good	
727	2020-2021		MA-I & III	Basic Psychological Process	4	4	3	3	3	3	3	4	27	good	
728	2020-2021		MA-I & III	Basic Psychological Process	4	4	4	3	4	2	4	4	29	good	
729	2020-2021		MA-I & III	Basic Psychological Process	4	4	4	4	4	4	4	4	32	very good	
730	2020-2021		MA-I & III	Basic Psychological Process	4	4	3	3	3	3	3	4	27	good	
731	2020-2021		MA-I & III	Basic Psychological Process	4	4	3	3	3	3	3	4	27	good	
732	2020-2021		MA-I & III	Basic Psychological Process	4	4	3	3	3	3	3	4	27	good	
733	2020-2021		MA-I & III	Basic Psychological Process	4	4	4	3	4	2	4	4	29	good	
734	2020-2021		MA-I & III	Basic Psychological Process	4	4	4	4	4	4	4	4	32	very good	
735	2020-2021		MA-I & III	Basic Psychological Process	4	4	3	3	3	3	3	4	27	good	
736	2020-2021		MA- II & IV	Psychological Assessment	4	4	3	3	3	3	3	4	27	good	
737	2020-2021		MA- II & IV	Psychological Assessment	4	4	3	3	3	3	3	4	27	good	
738	2020-2021		MA- II	Psychological	4	4	3	3	3	3	3	4	27	good	

739	2020-2021	MA- II & IV	Psychological Assessment	4	4	4	3	4	2	4	4	29	good	
740	2020-2021	MA- II & IV	Psychological Assessment	4	4	4	4	4	4	4	4	32	very good	
741	2020-2021	MA- II & IV	Psychological Assessment	4	4	3	3	3	3	3	4	27	good	
742	2020-2021	MA- II & IV	Psychological Assessment	4	4	3	3	3	3	3	4	27	good	
743	2020-2021	MA- II & IV	Psychological Assessment	4	4	3	3	3	3	3	4	27	good	
744	2020-2021	MA- II & IV	Psychological Assessment	4	4	4	3	4	2	4	4	29	good	
745	2020-2021	MA- II & IV	Psychological Assessment	4	4	4	4	4	4	4	4	32	very good	
746	2020-2021	MA- II & IV	Psychological Assessment	4	4	3	3	3	3	3	4	27	good	
747	2020-2021	MA- II & IV	Psychological Assessment	4	4	3	3	3	3	3	4	27	good	
748	2020-2021	MA- II & IV	Psychological Assessment	4	4	3	3	3	3	3	4	27	good	
749	2020-2021	Dr. Meeta Jha	MA-I & III	Social Psychology /Clinical Diagnosis	4	4	4	3	4	2	4	4	29	good
750	2020-2021		MA-I & III	Social Psychology /Clinical Diagnosis	4	4	4	4	4	4	4	4	32	very good
751	2020-2021		MA-I & III	Social Psychology /Clinical Diagnosis	4	4	3	3	3	3	3	4	27	good
752	2020-2021		MA-I & III	Social Psychology /Clinical Diagnosis	4	4	3	3	3	3	3	4	27	good
753	2020-2021		MA-I & III	Social Psychology /Clinical Diagnosis	4	4	3	3	3	3	3	4	27	good
754	2020-2021		MA-I & III	Social Psychology /Clinical Diagnosis	4	4	4	3	4	2	4	4	29	good
755	2020-2021		MA-I & III	Social Psychology /Clinical	4	4	4	4	4	4	4	4	32	very good

756	2020-2021
757	2020-2021
758	2020-2021
759	2020-2021
760	2020-2021
761	2020-2021
762	2020-2021
763	2020-2021
764	2020-2021
765	2020-2021
766	2020-2021
767	2020-2021
768	2020-2021
769	2020-2021

<b>MA-I &amp; III</b>	Social Psychology /Clinical Diagnosis	4	4	3	3	3	3	3	4	27	good
<b>MA-I &amp; III</b>	Social Psychology /Clinical Diagnosis	4	4	3	3	3	3	3	4	27	good
<b>MA-I &amp; III</b>	Social Psychology /Clinical Diagnosis	4	4	3	3	3	3	3	4	27	good
<b>MA-I &amp; III</b>	Social Psychology /Clinical Diagnosis	4	4	4	3	4	2	4	4	29	good
<b>MA-I &amp; III</b>	Social Psychology /Clinical Diagnosis	4	4	4	4	4	4	4	4	32	very good
<b>MA-I &amp; III</b>	Social Psychology /Clinical Diagnosis	4	4	3	3	3	3	3	4	27	good
<b>MA-I &amp; III</b>	Social Psychology /Clinical Diagnosis	4	4	3	3	3	3	3	4	27	good
<b>MA- II &amp; IV</b>	Social Psychology /Clinical Diagnosis	4	4	3	3	3	3	3	4	27	good
<b>MA- II &amp; IV</b>	Social Psychology /Clinical Diagnosis	4	4	4	3	4	2	4	4	29	good
<b>MA- II &amp; IV</b>	Social Psychology /Clinical Diagnosis	4	4	4	4	4	4	4	4	32	very good
<b>MA- II &amp; IV</b>	Social Psychology /Clinical Diagnosis	4	4	3	3	3	3	3	4	27	good
<b>MA- II &amp; IV</b>	Social Psychology /Clinical Diagnosis	4	4	3	3	3	3	3	4	27	good
<b>MA- II &amp; IV</b>	Social Psychology /Clinical Diagnosis	4	4	3	3	3	3	3	4	27	good
<b>MA- II &amp; IV</b>	Social Psychology /Clinical Diagnosis	4	4	4	3	4	2	4	4	29	good

770	2020-2021	MA- II & IV	Social Psychology /Clinical Diagnosis	4	4	4	4	4	4	4	4	4	32	very good
771	2020-2021	MA- II & IV	Social Psychology /Clinical Diagnosis	4	4	3	3	3	3	3	3	4	27	good
772	2020-2021	MA- II & IV	Social Psychology /Clinical Diagnosis	4	4	3	3	3	3	3	3	4	27	good
773	2020-2021	MA- II & IV	Social Psychology /Clinical Diagnosis	4	4	3	3	3	3	3	3	4	27	good
774	2020-2021	MA- II & IV	Social Psychology /Clinical Diagnosis	4	4	4	3	4	2	4	4	4	29	good
775	2020-2021	MA- II & IV	Social Psychology /Clinical Diagnosis	4	4	4	4	4	4	4	4	4	32	very good
776	2020-2021	PGC	Psycholgical Guidance	4	4	3	3	3	3	3	3	4	27	good
777	2020-2021	PGC	Psycholgical Guidance	4	4	3	3	3	3	3	3	4	27	good
778	2020-2021	PGC	Psycholgical Guidance	4	4	3	3	3	3	3	3	4	27	good
779	2020-2021	PGC	Psycholgical Guidance	4	4	4	3	4	2	4	4	4	29	good
780	2020-2021	PGC	Psycholgical Guidance	4	4	4	4	4	4	4	4	4	32	very good
781	2020-2021	PGC	Psycholgical Guidance	4	4	3	3	3	3	3	3	4	27	good
782	2020-2021	PGC	Psycholgical Guidance	4	4	3	3	3	3	3	3	4	27	good
783	2020-2021	PGC	Psycholgical Guidance	4	4	3	3	3	3	3	3	4	27	good
784	2020-2021	PGC	Psycholgical Guidance	4	4	4	3	4	2	4	4	4	29	good
785	2020-2021	PGC	Psycholgical Guidance	4	4	4	4	4	4	4	4	4	32	very good
786	2020-2021	Shama Hamdani	PGDRP Disability and Rehabilitation/R ehabilitation Assessment and Counselling	4	4	3	3	3	3	3	3	4	27	good

787	2020-2021
788	2020-2021
789	2020-2021
790	2020-2021
791	2020-2021
792	2020-2021

<b>PGDRP</b>	Disability and Rehabilitation/Rehabilitation Assessment and Counselling	4	4	3	3	3	3	3	4	27	good
<b>PGDRP</b>	Disability and Rehabilitation/Rehabilitation Assessment and Counselling	4	4	4	3	4	2	4	4	29	good
<b>PGDRP</b>	Disability and Rehabilitation/Rehabilitation Assessment and Counselling	4	4	4	4	4	4	4	4	32	very good
<b>PGDRP</b>	Disability and Rehabilitation/Rehabilitation Assessment and Counselling	4	4	3	3	3	3	3	4	27	good
<b>PGDRP</b>	Disability and Rehabilitation/Rehabilitation Assessment and Counselling	4	4	3	3	3	3	3	4	27	good
<b>PGDRP</b>	Disability and Rehabilitation/Rehabilitation Assessment and Counselling	4	4	3	3	3	3	3	4	27	good

793	2020-2021		PGDRP	Disability and Rehabilitation/R ehabilitation Assessment and Counselling	4	4	3	3	3	3	3	4	27	good
794	2020-2021	Narendra Verma	PGDRP	Psychosocial Issues in Disabilities/Com munity Based Rehabilitation	4	4	3	3	3	3	3	4	27	good
795	2020-2021		PGDRP	Psychosocial Issues in Disabilities/Com munity Based Rehabilitation	4	4	4	3	4	2	4	4	29	good
796	2020-2021		PGDRP	Psychosocial Issues in Disabilities/Com munity Based Rehabilitation	4	4	4	4	4	4	4	4	32	very good
797	2020-2021		PGDRP	Psychosocial Issues in Disabilities/Com munity Based Rehabilitation	4	4	3	3	3	3	3	4	27	good
798	2020-2021		PGDRP	Psychosocial Issues in Disabilities/Com munity Based Rehabilitation	4	4	3	3	3	3	3	4	27	good
799	2020-2021		PGDRP	Psychosocial Issues in Disabilities/Com munity Based Rehabilitation	4	4	3	3	3	3	3	4	27	good
800	2020-2021		PGDRP	Psychosocial Issues in Disabilities/Com munity Based Rehabilitation	4	4	4	3	4	2	4	4	29	good

# COURSE CONTENTS

SN	Subject	Course/Program	Semester	Year	Q1	Q2	Q3	Q4	Q5	Q6	Q7	Q8	Q9	Total	Overall
1	Psychoogy	MA	I	2016-2017	4	4	3	3	3	3	3	4	3	30	good
2	Psychoogy	MA	I	2016-2017	4	4	3	3	3	3	3	4	3	30	good
3	Psychoogy	MA	I	2016-2017	4	4	3	3	3	3	3	4	3	30	good
4	Psychoogy	MA	I	2016-2017	4	4	4	3	4	2	4	4	4	33	good
5	Psychoogy	MA	I	2016-2017	4	4	4	4	4	4	4	4	4	36	very good
6	Psychoogy	MA	I	2016-2017	4	4	4	3	2	2	4	4	4	31	good
7	Psychoogy	MA	I	2016-2017	4	4	4	3	2	2	4	4	4	31	good
8	Psychoogy	MA	I	2016-2017	4	4	4	3	2	2	4	4	4	31	good
9	Psychoogy	MA	I	2016-2017	4	4	4	3	2	4	4	4	4	33	good
10	Psychoogy	MA	I	2016-2017	4	4	4	3	2	4	4	4	4	33	good
11	Psychoogy	MA	I	2016-2017	2	4	4	3	2	4	4	4	4	31	good
12	Psychoogy	MA	I	2016-2017	4	4	4	4	4	4	4	4	4	36	very good
13	Psychoogy	MA	I	2016-2017	2	4	2	3	2	4	4	4	4	29	good
14	Psychoogy	MA	I	2016-2017	2	3	2	3	2	3	3	3	4	25	good
15	Psychoogy	MA	II	2016-2017	4	4	4	4	4	4	4	4	4	36	very good
16	Psychoogy	MA	II	2016-2017	3	3	2	3	2	3	3	3	4	26	good
17	Psychoogy	MA	II	2016-2017	4	4	4	4	4	4	4	4	4	36	very good
18	Psychoogy	MA	II	2016-2017	3	3	3	3	2	3	3	3	4	27	good
19	Psychoogy	MA	II	2016-2017	3	3	3	3	2	3	3	3	4	27	good
20	Psychoogy	MA	II	2016-2017	4	4	4	4	4	4	4	4	4	36	very good
21	Psychoogy	MA	II	2016-2017	3	3	2	3	2	3	3	3	4	26	good
22	Psychoogy	MA	II	2016-2017	3	3	4	3	3	4	3	3	4	30	good
23	Psychoogy	MA	II	2016-2017	3	3	4	4	3	4	3	3	4	31	good
24	Psychoogy	MA	II	2016-2017	3	3	4	4	3	4	3	3	4	31	good
25	Psychoogy	MA	II	2016-2017	3	3	4	4	3	4	3	3	4	31	good
26	Psychoogy	MA	II	2016-2017	4	4	4	4	4	4	4	4	4	36	very good
27	Psychoogy	MA	II	2016-2017	3	3	4	3	3	4	2	3	4	29	good
28	Psychoogy	MA	II	2016-2017	3	3	4	3	3	4	2	3	4	29	good
29	Psychoogy	MA	II	2016-2017	3	3	4	3	3	4	2	3	4	29	good
30	Psychoogy	MA	II	2016-2017	4	4	4	4	4	4	4	4	4	36	very good
31	Psychoogy	MA	II	2016-2017	3	3	4	3	3	4	2	3	4	29	good
32	Psychoogy	MA	II	2016-2017	4	4	4	4	4	4	4	4	4	36	very good
33	Psychoogy	MA	II	2016-2017	2	3	4	3	3	4	3	3	4	29	good
34	Psychoogy	PGC	I	2016-2017	2	3	4	3	3	4	3	3	4	29	good
35	Psychoogy	PGC	I	2016-2017	2	3	4	3	3	4	3	3	4	29	good
36	Psychoogy	PGC	I	2016-2017	4	4	4	4	4	4	4	4	4	36	very good
37	Psychoogy	PGC	I	2016-2017	2	3	4	2	3	4	3	3	4	28	good
38	Psychoogy	PGC	I	2016-2017	3	3	4	2	3	4	3	3	4	29	good
39	Psychoogy	PGC	I	2016-2017	3	3	4	2	3	4	3	3	4	29	good
40	Psychoogy	PGC	I	2016-2017	3	4	4	4	4	4	4	4	4	4	good
41	Psychoogy	PGC	I	2016-2017	3	2	4	2	3	4	3	2	4	27	good
42	Psychoogy	PGC	I	2016-2017	3	2	4	3	3	4	3	2	4	28	good
43	Psychoogy	PGC	I	2016-2017	3	2	4	3	3	4	3	2	4	28	good
44	Psychoogy	PGC	I	2016-2017	4	4	4	4	4	4	4	4	4	36	very good
45	Psychoogy	PGC	I	2016-2017	3	2	3	3	3	3	3	2	3	25	good
46	Psychoogy	PGC	I	2016-2017	3	3	3	3	3	3	3	3	3	27	good
47	Psychoogy	PGC	I	2016-2017	3	3	2	3	3	3	3	3	3	26	good
48	Psychoogy	PGC	I	2016-2017	3	3	2	3	3	3	3	3	3	26	good
49	Psychoogy	PGC	I	2016-2017	4	4	4	4	4	4	4	4	4	36	very good
50	Psychoogy	PGC	I	2016-2017	3	3	2	3	3	3	3	3	3	26	good
51	Psychoogy	PGC	I	2016-2017	3	3	3	3	3	3	3	3	3	27	good
52	Psychoogy	PGC	I	2016-2017	3	3	3	3	3	3	3	3	3	27	good



53	Psychoogy	PGC	I	2016-2017	4	4	4	4	4	4	4	4	4	4	36	very good
54	Psychoogy	PGC	I	2016-2017	3	3	3	2	3	3	3	3	3	3	26	good
55	Psychoogy	PGC	I	2016-2017	3	3	3	2	3	3	3	3	3	3	26	good
56	Psychoogy	PGC	I	2016-2017	4	4	4	4	4	4	4	4	4	4	36	very good
57	Psychoogy	PGC	I	2016-2017	3	3	3	2	3	3	3	3	3	3	26	good
58	Psychoogy	PGC	I	2016-2017	4	4	4	4	4	4	4	4	4	4	36	very good
59	Psychoogy	PGC	I	2016-2017	3	3	3	3	3	3	3	3	3	3	27	good
60	Psychoogy	PGC	I	2016-2017	3	3	3	3	3	3	3	3	3	3	27	good
61	Psychoogy	PGC	I	2016-2017	3	3	3	3	3	3	3	3	3	3	27	good
62	Psychoogy	PGC	I	2016-2017	3	3	3	3	3	2	3	3	3	3	26	good
63	Psychoogy	MA	I	2017-2018	3	3	3	3	3	2	3	3	3	3	26	good
64	Psychoogy	MA	I	2017-2018	3	3	3	3	3	2	3	3	3	3	26	good
65	Psychoogy	MA	I	2017-2018	3	3	3	3	3	2	3	3	3	3	26	good
66	Psychoogy	MA	I	2017-2018	4	4	4	4	4	4	4	4	4	4	36	very good
67	Psychoogy	MA	I	2017-2018	3	3	3	3	3	3	3	3	3	3	27	good
68	Psychoogy	MA	I	2017-2018	3	3	3	3	3	3	3	3	3	3	27	good
69	Psychoogy	MA	I	2017-2018	3	4	3	3	3	3	3	4	3	3	29	good
70	Psychoogy	MA	I	2017-2018	4	3	3	3	3	3	3	3	3	3	28	good
71	Psychoogy	MA	I	2017-2018	3	4	3	3	3	3	3	4	3	3	29	good
72	Psychoogy	MA	I	2017-2018	4	3	3	3	3	3	3	3	4	3	29	good
73	Psychoogy	MA	I	2017-2018	3	4	3	3	3	3	3	4	4	3	30	good
74	Psychoogy	MA	I	2017-2018	3	3	3	3	3	3	3	3	4	3	28	good
75	Psychoogy	MA	I	2017-2018	3	3	3	3	3	3	3	3	4	3	28	good
76	Psychoogy	MA	II	2017-2018	4	3	3	3	3	3	3	3	4	3	29	good
77	Psychoogy	MA	II	2017-2018	4	4	4	4	4	4	4	4	4	4	36	very good
78	Psychoogy	MA	II	2017-2018	4	4	4	4	4	4	4	4	4	4	36	very good
79	Psychoogy	MA	II	2017-2018	3	3	3	3	3	3	3	3	4	3	28	good
80	Psychoogy	MA	II	2017-2018	4	4	4	4	4	4	4	4	4	4	36	very good
81	Psychoogy	MA	II	2017-2018	3	4	3	3	3	3	3	4	4	3	30	good
82	Psychoogy	MA	II	2017-2018	3	3	3	3	3	3	3	3	4	3	28	good
83	Psychoogy	MA	II	2017-2018	3	3	3	3	3	4	3	3	4	3	29	good
84	Psychoogy	MA	II	2017-2018	3	3	4	3	4	3	3	3	4	3	30	good
85	Psychoogy	MA	II	2017-2018	4	4	4	4	4	4	4	4	4	4	36	very good
86	Psychoogy	MA	II	2017-2018	3	3	4	3	4	3	3	3	4	3	30	good
87	Psychoogy	MA	II	2017-2018	3	4	3	3	3	4	3	4	4	3	31	good
88	Psychoogy	MA	II	2017-2018	4	4	4	4	4	4	4	4	4	4	36	very good
89	Psychoogy	MA	II	2017-2018	3	3	3	3	3	3	3	3	4	3	28	good
90	Psychoogy	MA	II	2017-2018	3	3	3	3	3	3	3	3	4	3	28	good
91	Psychoogy	MA	II	2017-2018	4	4	4	4	4	4	4	4	4	4	36	very good
92	Psychoogy	MA	II	2017-2018	3	4	4	3	4	4	3	4	3	3	32	good
93	Psychoogy	MA	II	2017-2018	3	3	3	3	4	4	3	3	3	3	29	good
94	Psychoogy	MA	II	2017-2018	3	4	4	4	4	4	3	4	3	3	33	good
95	Psychoogy	PGC	I	2017-2018	4	4	4	4	4	4	4	4	4	4	36	very good
96	Psychoogy	PGC	I	2017-2018	3	4	4	4	4	4	3	4	3	3	33	good
97	Psychoogy	PGC	I	2017-2018	3	4	4	4	4	4	3	4	3	3	33	good
98	Psychoogy	PGC	I	2017-2018	3	3	4	3	3	3	3	3	4	3	29	good
99	Psychoogy	PGC	I	2017-2018	3	3	3	4	3	3	3	3	4	3	29	good
100	Psychoogy	PGC	I	2017-2018	3	3	3	3	3	3	3	3	4	3	28	good
101	Psychoogy	PGC	I	2017-2018	4	3	3	3	3	3	3	3	4	3	29	good
102	Psychoogy	PGC	I	2017-2018	3	3	3	4	3	3	3	3	4	3	29	good
103	Psychoogy	PGC	I	2017-2018	3	3	4	3	3	3	3	3	4	3	29	good
104	Psychoogy	PGC	I	2017-2018	4	4	4	4	4	4	4	4	4	4	36	very good
105	Psychoogy	PGC	I	2017-2018	4	3	3	3	3	3	3	3	4	3	29	good
106	Psychoogy	PGC	I	2017-2018	3	4	3	4	3	3	3	4	4	3	31	good
107	Psychoogy	PGC	I	2017-2018	4	4	4	4	4	4	4	4	4	4	36	very good
108	Psychoogy	PGC	I	2017-2018	3	4	3	4	3	3	3	4	4	3	31	good
109	Psychoogy	PGC	I	2017-2018	3	3	4	3	3	3	3	3	4	3	29	good
110	Psychoogy	PGC	I	2017-2018	4	4	4	4	4	4	4	4	4	4	36	very good
111	Psychoogy	PGC	I	2017-2018	3	3	4	4	3	4	4	3	4	3	32	good

112	Psychoogy	PGC	I	2017-2018	3	3	3	3	3	4	4	3	4	30	good
113	Psychoogy	PGC	I	2017-2018	4	4	4	4	4	4	4	4	4	36	very good
114	Psychoogy	PGC	I	2017-2018	4	4	4	4	4	4	4	4	4	36	very good
115	Psychoogy	PGC	I	2017-2018	4	3	4	4	4	4	4	3	4	34	good
116	Psychoogy	PGC	I	2017-2018	4	4	4	4	4	4	4	4	4	36	very good
117	Psychoogy	PGDRP	I	2017-2018	4	4	3	4	3	3	3	4	3	31	good
118	Psychoogy	PGDRP	I	2017-2018	4	4	4	4	4	4	3	4	4	35	good
119	Psychoogy	PGDRP	I	2017-2018	4	4	4	4	4	4	3	4	4	35	good
120	Psychoogy	PGDRP	I	2017-2018	4	3	4	3	3	3	3	3	4	30	good
121	Psychoogy	PGDRP	I	2017-2018	4	3	3	3	4	3	3	3	4	30	good
122	Psychoogy	PGDRP	I	2017-2018	4	4	4	4	4	4	4	4	4	36	very good
123	Psychoogy	PGDRP	I	2017-2018	4	3	3	3	3	3	3	3	4	29	good
124	Psychoogy	PGDRP	I	2017-2018	4	3	3	3	3	3	3	3	4	29	good
125	Psychoogy	PGDRP	I	2017-2018	4	3	3	3	3	3	3	3	4	29	good
126	Psychoogy	MA	I	2018-2019	4	4	4	4	4	4	4	4	4	36	very good
127	Psychoogy	MA	I	2018-2019	4	3	4	4	3	3	3	3	4	31	good
128	Psychoogy	MA	I	2018-2019	4	3	4	4	2	3	3	3	4	30	good
129	Psychoogy	MA	I	2018-2019	4	4	3	4	4	3	3	4	4	33	good
130	Psychoogy	MA	I	2018-2019	4	4	4	3	3	3	3	4	4	32	good
131	Psychoogy	MA	I	2018-2019	4	4	4	4	4	4	4	4	4	36	very good
132	Psychoogy	MA	I	2018-2019	4	4	4	4	4	4	4	4	4	36	very good
133	Psychoogy	MA	I	2018-2019	4	3	3	3	3	3	3	3	4	29	good
134	Psychoogy	MA	I	2018-2019	4	4	4	4	4	4	4	4	4	36	very good
135	Psychoogy	MA	I	2018-2019	4	3	3	3	3	3	3	3	4	29	good
136	Psychoogy	MA	I	2018-2019	4	3	2	4	4	4	3	3	4	31	good
137	Psychoogy	MA	I	2018-2019	4	3	3	4	4	3	3	3	4	31	good
138	Psychoogy	MA	II	2018-2019	4	3	3	4	4	2	3	3	4	30	good
139	Psychoogy	MA	II	2018-2019	4	3	4	3	4	4	3	3	4	32	good
140	Psychoogy	MA	II	2018-2019	4	3	4	4	3	3	3	3	4	31	good
141	Psychoogy	MA	II	2018-2019	4	3	3	3	4	3	3	3	4	30	good
142	Psychoogy	MA	II	2018-2019	4	3	3	3	3	3	3	3	4	29	good
143	Psychoogy	MA	II	2018-2019	4	3	3	3	3	3	3	3	4	29	good
144	Psychoogy	MA	II	2018-2019	4	4	4	4	4	4	4	4	4	36	very good
145	Psychoogy	PGC	I	2018-2019	4	3	3	2	4	4	4	3	4	31	good
146	Psychoogy	PGC	I	2018-2019	4	3	3	3	4	4	3	3	4	31	good
147	Psychoogy	PGC	I	2018-2019	4	3	3	3	4	4	2	3	4	30	good
148	Psychoogy	PGC	I	2018-2019	4	4	4	4	4	4	4	4	4	36	very good
149	Psychoogy	PGC	I	2018-2019	4	3	3	4	4	3	3	3	4	31	good
150	Psychoogy	PGC	I	2018-2019	4	3	3	3	3	4	3	3	4	30	good
151	Psychoogy	PGC	I	2018-2019	4	4	4	4	3	3	3	4	4	33	good
152	Psychoogy	PGC	I	2018-2019	4	4	4	3	3	3	3	4	4	32	good
153	Psychoogy	PGC	I	2018-2019	4	4	4	2	3	3	3	4	4	31	good
154	Psychoogy	PGC	I	2018-2019	4	4	4	4	4	4	4	4	4	36	very good
155	Psychoogy	PGC	I	2018-2019	4	4	3	3	3	3	3	4	4	31	good
156	Psychoogy	PGC	I	2018-2019	4	4	4	4	4	4	4	4	4	36	very good
157	Psychoogy	PGC	I	2018-2019	3	3	3	3	3	3	3	3	4	28	good
158	Psychoogy	PGC	I	2018-2019	3	3	3	3	3	3	3	3	4	28	good
159	Psychoogy	PGC	I	2018-2019	4	3	3	3	3	3	3	3	4	29	good
160	Psychoogy	PGC	I	2018-2019	4	4	4	4	4	4	4	4	4	36	very good
161	Psychoogy	PGC	I	2018-2019	3	4	3	2	4	4	4	4	3	31	good
162	Psychoogy	PGC	I	2018-2019	3	3	4	3	4	4	3	3	4	31	good
163	Psychoogy	PGDRP	I	2018-2019	4	4	3	3	4	4	2	4	3	31	good
164	Psychoogy	PGDRP	I	2018-2019	3	3	3	4	3	4	4	3	3	30	good
165	Psychoogy	PGDRP	I	2018-2019	4	3	4	4	4	3	3	3	4	32	good
166	Psychoogy	PGDRP	I	2018-2019	3	4	3	3	3	4	3	4	4	31	good
167	Psychoogy	PGDRP	I	2018-2019	3	3	4	4	3	3	3	3	4	30	good
168	Psychoogy	PGDRP	I	2018-2019	3	3	3	3	3	3	3	3	4	28	good
169	Psychoogy	PGDRP	I	2018-2019	2	4	4	4	3	3	3	4	4	31	good
170	Psychoogy	PGDRP	I	2018-2019	3	4	4	3	3	3	3	4	4	31	good

171	Psychoogy	PGDRP	I	2018-2019	3	4	4	2	3	3	3	4	4	30	good
172	Psychoogy	MA	I	2019-2020	4	3	4	4	3	3	3	3	4	31	good
173	Psychoogy	MA	I	2019-2020	4	4	3	3	4	4	4	4	4	34	good
174	Psychoogy	MA	I	2019-2020	3	3	4	3	4	4	4	3	4	32	good
175	Psychoogy	MA	I	2019-2020	4	4	4	4	3	4	4	4	4	35	good
176	Psychoogy	MA	I	2019-2020	4	4	4	3	3	4	4	4	4	34	good
177	Psychoogy	MA	I	2019-2020	4	4	4	2	3	4	4	4	4	33	good
178	Psychoogy	MA	I	2019-2020	4	3	4	4	3	4	4	3	4	33	good
179	Psychoogy	MA	I	2019-2020	4	4	3	3	3	4	4	4	4	33	good
180	Psychoogy	MA	I	2019-2020	4	4	4	4	4	4	4	4	4	36	very good
181	Psychoogy	MA	I	2019-2020	4	4	4	4	4	4	4	4	4	36	very good
182	Psychoogy	MA	I	2019-2020	3	3	4	4	4	3	3	3	4	31	good
183	Psychoogy	MA	I	2019-2020	3	3	4	4	3	3	3	3	4	30	good
184	Psychoogy	MA	I	2019-2020	3	3	4	4	2	3	3	3	4	29	good
185	Psychoogy	MA	I	2019-2020	3	3	3	4	4	3	3	3	3	29	good
186	Psychoogy	MA	I	2019-2020	3	3	4	3	3	3	3	3	4	29	good
187	Psychoogy	MA	I	2019-2020	3	3	3	3	3	3	3	3	4	28	good
188	Psychoogy	MA	II	2019-2020	3	3	3	3	3	3	3	3	4	28	good
189	Psychoogy	MA	II	2019-2020	4	4	4	4	4	4	4	4	4	36	very good
190	Psychoogy	MA	II	2019-2020	4	4	4	4	4	4	3	4	4	35	good
191	Psychoogy	MA	II	2019-2020	4	4	4	4	4	3	3	4	4	34	good
192	Psychoogy	MA	II	2019-2020	4	4	4	4	3	2	3	4	4	32	good
193	Psychoogy	MA	II	2019-2020	4	4	4	4	3	4	3	4	4	34	good
194	Psychoogy	MA	II	2019-2020	4	4	4	4	3	3	3	4	4	33	good
195	Psychoogy	MA	II	2019-2020	4	3	4	4	3	4	4	3	4	33	good
196	Psychoogy	MA	II	2019-2020	4	4	3	4	3	4	4	4	4	34	good
197	Psychoogy	MA	II	2019-2020	4	4	4	4	4	4	4	4	4	36	very good
198	Psychoogy	MA	II	2019-2020	3	3	3	4	3	3	3	3	4	29	good
199	Psychoogy	MA	II	2019-2020	3	3	3	4	3	3	3	3	4	29	good
200	Psychoogy	MA	II	2019-2020	3	4	4	4	3	3	3	4	4	32	good
201	Psychoogy	PGC	I	2019-2020	3	4	4	4	3	3	3	4	4	32	good
202	Psychoogy	PGC	I	2019-2020	3	4	4	4	3	3	3	4	4	32	good
203	Psychoogy	PGC	I	2019-2020	3	3	4	4	3	3	3	3	4	30	good
204	Psychoogy	PGC	I	2019-2020	3	4	3	4	3	3	3	4	4	31	good
205	Psychoogy	PGC	I	2019-2020	3	3	3	4	3	3	3	3	3	28	good
206	Psychoogy	PGC	I	2019-2020	3	3	3	4	3	3	3	3	3	28	good
207	Psychoogy	PGC	I	2019-2020	3	4	4	4	3	3	3	4	4	32	good
208	Psychoogy	PGC	I	2019-2020	3	4	4	4	3	3	3	4	4	32	good
209	Psychoogy	PGC	I	2019-2020	3	4	4	4	3	3	3	4	4	32	good
210	Psychoogy	PGC	I	2019-2020	3	3	4	4	3	3	3	3	4	30	good
211	Psychoogy	PGC	I	2019-2020	3	4	3	4	3	3	3	4	4	31	good
212	Psychoogy	PGC	I	2019-2020	3	3	3	4	3	3	3	3	4	29	good
213	Psychoogy	PGDRP	I	2019-2020	4	4	4	4	3	4	4	4	4	35	good
214	Psychoogy	PGDRP	I	2019-2020	4	4	4	3	3	4	4	4	4	34	good
215	Psychoogy	PGDRP	I	2019-2020	4	4	4	2	3	4	4	4	4	33	good
216	Psychoogy	PGDRP	I	2019-2020	4	3	4	4	3	4	4	3	4	33	good
217	Psychoogy	PGDRP	I	2019-2020	4	4	3	3	3	4	4	4	4	33	good
218	Psychoogy	PGDRP	I	2019-2020	4	4	4	4	4	4	4	4	4	36	very good
219	Psychoogy	PGDRP	I	2019-2020	4	4	4	4	4	4	4	4	4	36	very good
220	Psychoogy	PGDRP	I	2019-2020	4	4	4	4	4	4	4	4	4	36	very good
221	Psychoogy	PGDRP	I	2019-2020	4	4	4	4	4	4	4	4	4	36	very good
222	Psychoogy	PGDRP	I	2019-2020	3	3	3	4	3	3	3	3	4	29	good
223	Psychoogy	MA	I	2020-2021	3	3	3	4	3	3	3	3	4	29	good
224	Psychoogy	MA	I	2020-2021	3	3	3	4	3	3	3	3	4	29	good
225	Psychoogy	MA	I	2020-2021	3	3	3	4	3	3	3	3	4	29	good
226	Psychoogy	MA	I	2020-2021	3	3	3	4	3	3	3	3	4	29	good
227	Psychoogy	MA	I	2020-2021	3	3	3	4	3	3	3	3	4	29	good
228	Psychoogy	MA	I	2020-2021	3	3	3	4	3	3	3	3	4	29	good
229	Psychoogy	MA	I	2020-2021	3	3	3	4	3	3	3	3	3	28	good

230	Psychoogy	MA	I	2020-2021	3	3	3	4	3	3	3	3	3	28	good
231	Psychoogy	MA	I	2020-2021	4	4	4	4	4	4	4	4	4	36	very good
232	Psychoogy	MA	I	2020-2021	4	4	4	4	4	4	4	4	4	36	very good
233	Psychoogy	MA	I	2020-2021	4	4	4	4	4	4	4	4	4	36	very good
234	Psychoogy	MA	I	2020-2021	4	4	4	4	4	4	4	4	4	36	very good
235	Psychoogy	MA	II	2020-2021	4	4	4	4	4	4	4	4	4	36	very good
236	Psychoogy	MA	II	2020-2021	4	4	4	4	4	4	4	4	4	36	very good
237	Psychoogy	MA	II	2020-2021	4	4	4	4	4	4	4	4	4	36	very good
238	Psychoogy	MA	II	2020-2021	4	4	4	4	4	4	4	4	4	36	very good
239	Psychoogy	MA	II	2020-2021	4	4	4	4	4	4	4	4	4	36	very good
240	Psychoogy	MA	II	2020-2021	3	4	2	3	4	4	3	4	2	29	good
241	Psychoogy	MA	II	2020-2021	3	4	4	3	4	4	3	4	4	33	good
242	Psychoogy	PGC	I	2020-2021	3	3	3	3	4	4	3	3	3	29	good
243	Psychoogy	PGC	I	2020-2021	3	4	4	4	4	4	3	4	4	34	good
244	Psychoogy	PGC	I	2020-2021	3	4	4	4	4	4	3	4	4	34	good
245	Psychoogy	PGC	I	2020-2021	3	4	4	4	4	4	3	4	4	34	good
246	Psychoogy	PGC	I	2020-2021	3	4	4	4	4	4	3	4	4	34	good
247	Psychoogy	PGC	I	2020-2021	3	3	4	3	3	3	3	3	4	29	good
248	Psychoogy	PGC	I	2020-2021	3	3	4	2	3	4	4	3	4	30	good
249	Psychoogy	PGC	I	2020-2021	3	3	4	4	3	4	4	3	4	32	good
250	Psychoogy	PGC	I	2020-2021	3	3	3	3	3	4	4	3	3	29	good
251	Psychoogy	PGC	I	2020-2021	3	3	4	4	4	4	4	3	4	33	good
252	Psychoogy	PGC	I	2020-2021	3	3	4	4	4	4	4	3	4	33	good
253	Psychoogy	PGC	I	2020-2021	3	3	4	4	4	4	4	3	4	33	good
254	Psychoogy	PGC	I	2020-2021	3	3	4	4	4	4	4	3	4	33	good
255	Psychoogy	PGC	I	2020-2021	3	3	3	4	3	3	3	3	3	28	good
256	Psychoogy	PGC	I	2020-2021	3	3	3	3	3	3	3	3	3	27	good
257	Psychoogy	PGC	I	2020-2021	3	3	3	3	3	3	3	3	3	27	good
258	Psychoogy	PGC	I	2020-2021	4	2	3	4	4	3	3	2	3	28	good
259	Psychoogy	PGC	I	2020-2021	4	4	3	4	4	3	3	4	3	32	good
260	Psychoogy	PGDRP	I	2020-2021	3	3	3	4	4	3	3	3	3	29	good
261	Psychoogy	PGDRP	I	2020-2021	4	4	4	4	4	3	3	4	4	34	good
262	Psychoogy	PGDRP	I	2020-2021	4	4	4	4	4	3	3	4	4	34	good
263	Psychoogy	PGDRP	I	2020-2021	4	4	4	4	4	3	3	4	4	34	good
264	Psychoogy	PGDRP	I	2020-2021	4	4	4	4	4	3	3	4	4	34	good
265	Psychoogy	PGDRP	I	2020-2021	3	4	3	3	3	4	4	4	4	32	good
266	Psychoogy	PGDRP	I	2020-2021	4	4	4	4	4	4	4	4	4	36	very good
267	Psychoogy	PGDRP	I	2020-2021	4	4	4	4	4	4	4	4	4	36	very good
268	Psychoogy	PGDRP	I	2020-2021	4	4	4	2	3	4	4	4	4	33	good

School of Regional Studies and Research  
Pt. Ravishankar Shukla University, Raipur (C.G.)

Student Feedback 2018-19

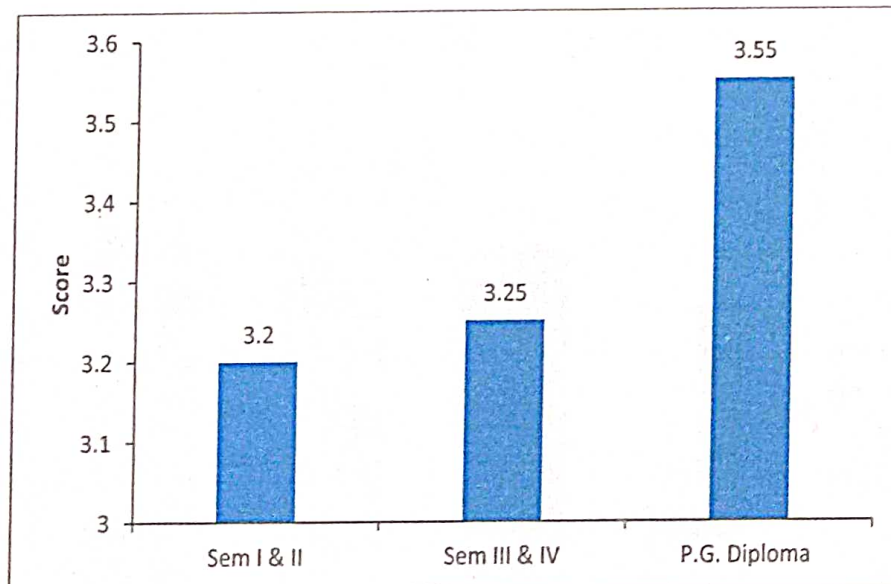
NAMES OF FACULTY


NAME	Abbreviations used
Prof. Mitashree Mitra	A
Mr. Praveen Kumar Soni	B
Mr. Raj Kamal Roy	C
Dr. Neeta Mishra	D

No. of students participating – MA in Rural Development (27) & PG DIPLOMA (10)

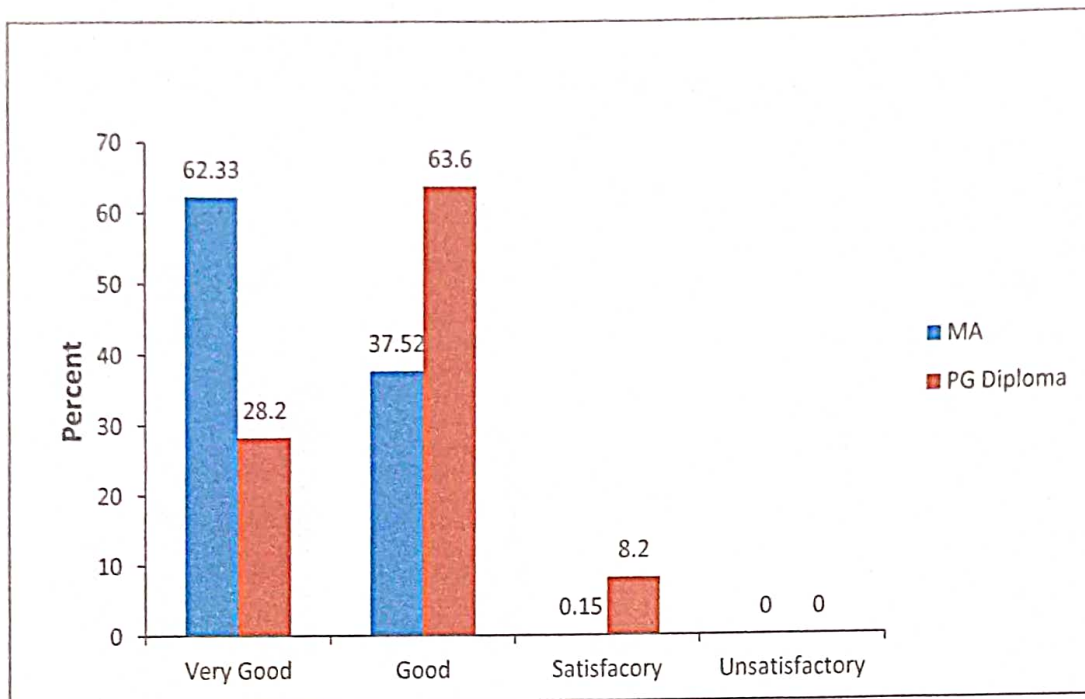
SCORING			
4	3	2	1
VERY GOOD	GOOD	SATISFACTORY	UNSATISFACTORY

STUDENT'S FEEDBACK ABOUT COURSE CONTENT (IN 5 POINT SCORE) OF MA RURAL DEVELOPMENT & PG DIPLOMA IN REGIONAL PLANNING AND DEVELOPMENT

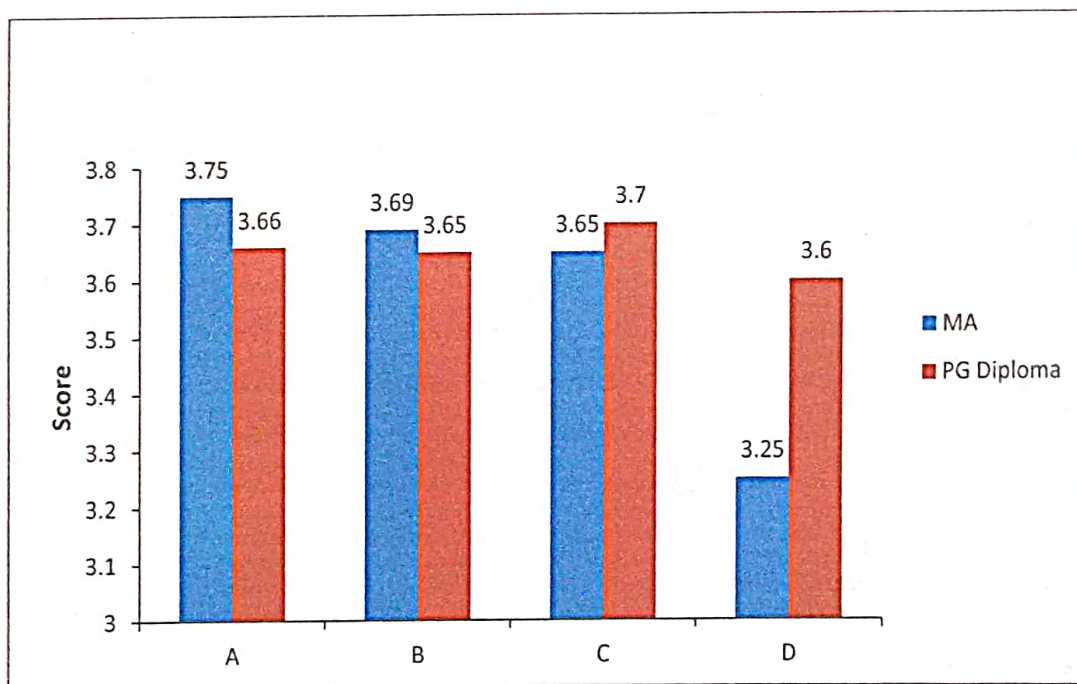


  
**(Dr. Mitashree Mitra)**  
Professor & Head  
School of Regional Studies and Research  
Pt. Ravishankar Shukla University  
RAIPUR (C.G.)

**STUDENT'S FEEDBACK ABOUT COURSE CONTENT (IN %) OF MA RURAL DEVELOPMENT & PG DIPLOMA IN REGIONAL PLANNING AND DEVELOPMENT**

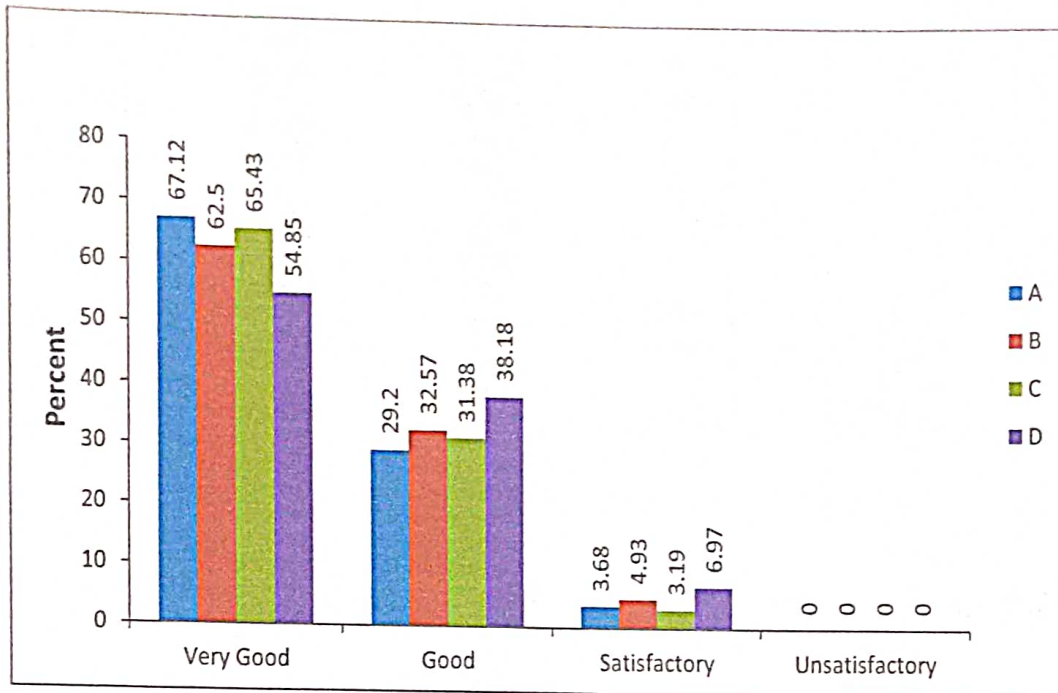


**STUDENT'S FEEDBACK ABOUT FACULTY MEMBERS: COURSE-WISE AND FACULTY-WISE (IN 5 POINT SCORE) OF MA RURAL DEVELOPMENT & PG DIPLOMA IN REGIONAL PLANNING AND DEVELOPMENT**

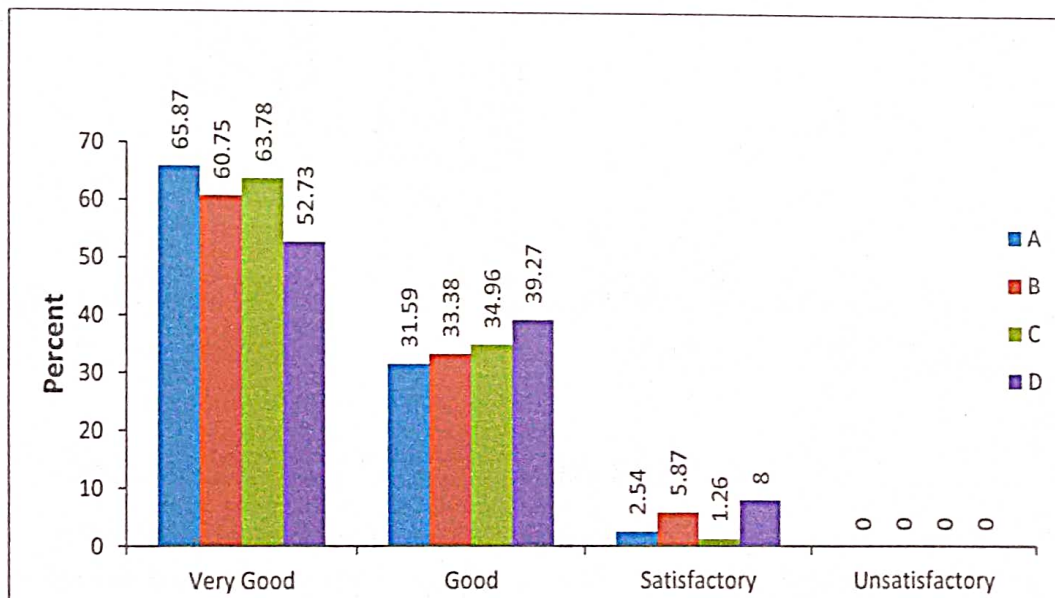


*(Signature)*  
**(Dr. Mitashree Mitra)**  
 Professor & Head  
 School of Regional Studies and Research  
 Pt. Ravishankar Shukla University  
 RAIPUR (C.G.)

**STUDENT'S FEEDBACK ABOUT FACULTY MEMBERS: COURSE-WISE AND FACULTY-WISE (IN %) OF MA RURAL DEVELOPMENT**

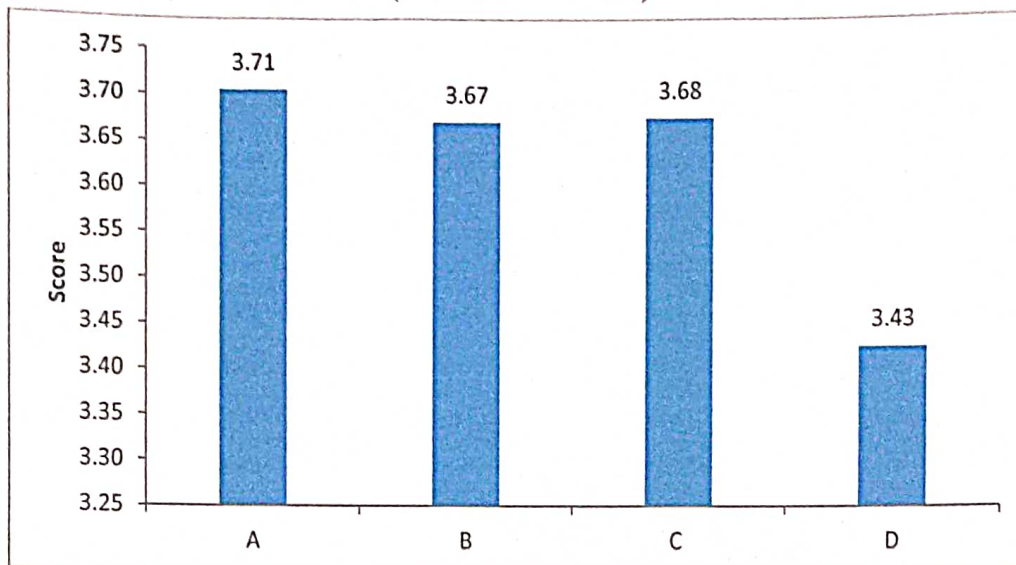


**STUDENT'S FEEDBACK ABOUT FACULTY MEMBERS: COURSE-WISE AND FACULTY-WISE (IN %) OF PG DIPLOMA IN REGIONAL PLANNING AND DEVELOPMENT**

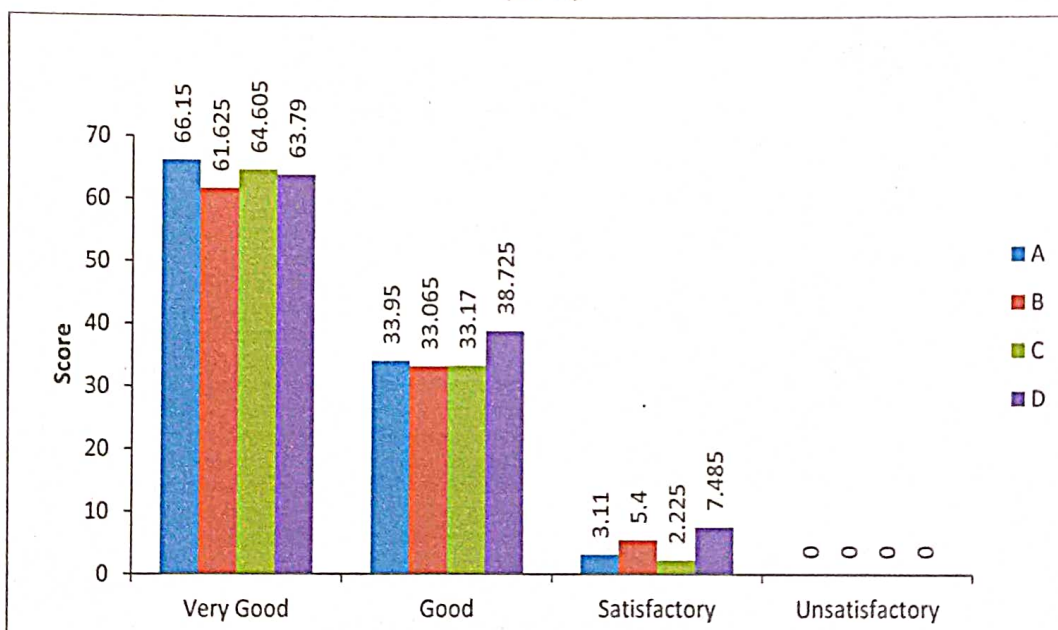


*(Signature)*  
**(Dr. Mitashree Mitra)**  
 Professor & Head  
 School of Regional Studies and Research  
 Pt. Ravishankar Shukla University  
 RAIPUR (C.G.)

**STUDENT'S FEEDBACK ABOUT OVERALL PERFORMANCE OF FACULTY MEMBERS  
(IN 5 POINT SCORE)**



**STUDENT'S FEEDBACK ABOUT OVERALL PERFORMANCE OF FACULTY MEMBERS  
(IN %)**



**ACTION TAKEN REPORT**

The overall score given by students to the faculty was circulated among the faculty members including contract and guest faculty & also discuss in Staff Council meeting. Although the performance of the faculty is quite satisfactory but it was assumed by the faculty to the excellent in teaching.

Head  
**(Dr. Mitashree Mura)**  
 Professor & Head  
 School of Regional Studies and Research  
 Pt. Ravishankar Shukla University  
 RAIPUR (C.G.)



## STUDENT FEEDBACK FOR THE ACADEMIC YEAR 2018-2019

### FEED BACK QUESTIONNAIRE

COURSE MASTER OF SOCIAL WORK and SOCIOLOGY

Table No:-1

Parameter:1- Depth of the course content including project work if any

Sl.No	Options	Frequency	Percentage
1	Very good	12	17.64
2	Good	52	76.19
3	Satisfactory	04	6.17
4	Un-satisfactory	----	--
Total		68	100

Analysis :- analysis is done on percentage basis but for this year percentile is calculated.76.19 is good followed by 17.64 as very good and 6.17 percentile to be satisfactory

Table No:-2

Parameter:2 Extent of coverage of course

Sl.No	Options	Frequency	Percentage
1	Very good	6	8.84
2	Good	49	72.05
3	Satisfactory	13	19.11
4	Un-satisfactory	----	----
Total		68	100

Option 2 is Extent of coverage of course the percentile is calculated.72.05 is good followed by 19.11satisfactory and as very good percentile to be8.84

Table No:-3

Parameter:3 applicability/ relevance to real life situation

Sl.No	Options	Frequency	Percentage
1	Very good	10	14.71
2	Good	58	85.29
3	Satisfactory	---	--
4	Un-satisfactory	---	--
Total		68	100

Applicability/ relevance to real life situation is next parameter where 85.29 optioned for good and 14.71 for very good. No option received for satisfactory and un satisfactory.

Table No:-4

Parameter:4 learning Values

Sl.No	Options	Frequency	Percentage
1	Very good	06	8.84
2	Good	49	72.05
3	Satisfactory	13	19.11
4	Un-satisfactory	----	----
Total		68	100

Option 4 is Learning Values of course and the percentile is calculated on the responses received.72.05 is good followed by 19.11satisfactory and as very good percentile to be8.84

Table No:-5

Parameter:5- clarity and relevance of textual reading material

Sl.No	Options	Frequency	Percentage
1	Very good	07	10.3
2	Good	61	89.70
3	Satisfactory	---	--
4	Un-satisfactory	---	--
Total		68	100

clarity and relevance of textual reading material 89.70 percentile students answered for good and 10.30for very good.

Table No:-6

Parameter:6- Relevance of additional source material

Sl.No	Options	Frequency	Percentage
1	Very good	12	17.64
2	Good	52	76.19
3	Satisfactory	04	6.17
4	Un-satisfactory	----	--
Total		68	100

Analysis :- analysis is done on percentage basis but for this year percentile is calculated.76.19 is good followed by 17.64 as very good and 6.17 percentile to be satisfactory

Table No:-7

Parameter:7- Extent of efforts required by students

Sl.No	Options	Frequency	Percentage
1	Very good	10	14.71
2	Good	58	85.29
3	Satisfactory	---	--
4	Un-satisfactory	---	--
Total		68	100

Extent of efforts required by students where students valued themselves as per their performance in the exams where 85.29 percentage answered for maximum effort required where as 14.71 replied for less efforts. This is because maximum students have their medium as Hindi and sometimes find difficult to cope with English medium books and study materials.

Table No:-8

Parameter:8-provision for sufficient time for feedback

Sl.No	Options	Frequency	Percentage
1	Very good	6	8.84
2	Good	49	72.05
3	Satisfactory	13	19.11
4	Un-satisfactory	----	----
Total		68	100

Table No:-8 deals with parameter 8 for provision for sufficient time for feedback where 19.11percentile said for satisfactory followed by 72.05 for good and 8.84 for Very good

Parameter:9-Overall rating

Sl.No	Options	Frequency	Percentage
1	Very good	12	17.64
2	Good	52	76.19
3	Satisfactory	04	6.17
4	Un-satisfactory	----	--
Total		68	100

Analysis :- analysis is done on percentage basis but for this year percentile is calculated.76.19 is good followed by 17.64 as very good and 6.17 percentile to be satisfactory

## Student's feedback for teachers

S L N O	VERY GOOD (A)							GOOD (B)							SATISFACTORY (C)							UNSATISFACTORY (D)						
	LS G	NK	HB	MY	s k	R T	V S	LS G	NK	HB	MY	sk	R T	VS	LS G	NK	H B	MY	sk	R T	V S	LS G	NK	H B	M Y	s k	H B	
1	17	16	17	10	1 0	0 9	1 1	04	05	04	11	11	1 2	10														
2	18	18	16	12	1 0	1 0	1 1	03	03	05	09	11	1 1	10														
3	21	21	21	21	2 1	2 1	2 1	00	00	00	00	00	0 0	00														
4	19	18	19	12	1 5	1 4	0 6	02	03	02	09	06	0 7	15														
5	18	17	17	13	1 1	1 1	1 0	03	04	04	08	10	1 0	11														
6	19	18	19	12	1 5	1 4	0 6	02	03	02	09	06	0 7	15														
7	19	19	18	12	1 5	1 3	0 6	02	02	03	09	06	0 8	15														
8	21	21	21	21	2 1	2 1	0 0	00	00	00	00	00	0 0	21														
9	18	18	17	12	1 0	1 0	1 1	03	03	04	09	11	1 1	10														

r

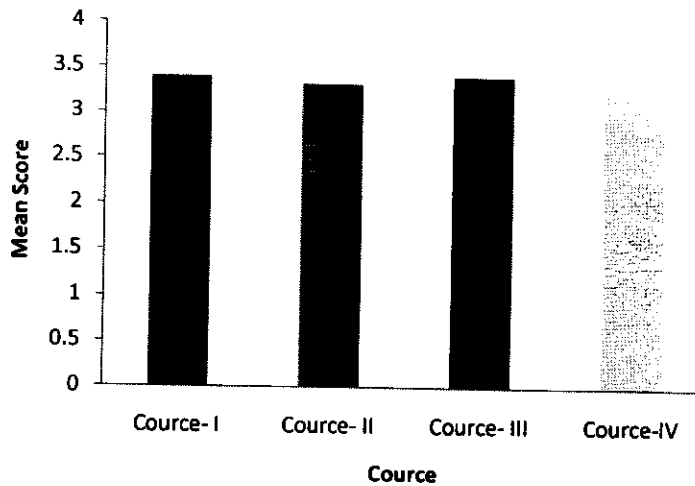
Avb:- PKS-Prof P.K.Sharma  
 JLT- DR.JAWAHAR LAL TIWARI  
 LSG- DR.L.S.GAJPAL  
 NK-DR.N.KUJUR  
 HB-DR.HEMLATA BORKAR  
 SK- SATISH SAHU  
 MY-MANISHA YADU  
 VS- DR.VINITA SINGH  
 RT- DR.REENA TAMRAKAR

Students feed back for teachers is also calculated where students views for guest faculty varied widely as compared with the regular faculty.Students found The experience of teaching and ability to integrate with content is more in regular faculty.

Feedback report of SoS in Statistics, Pt. Ravishankar Shukla University, Raipur for 2018-19

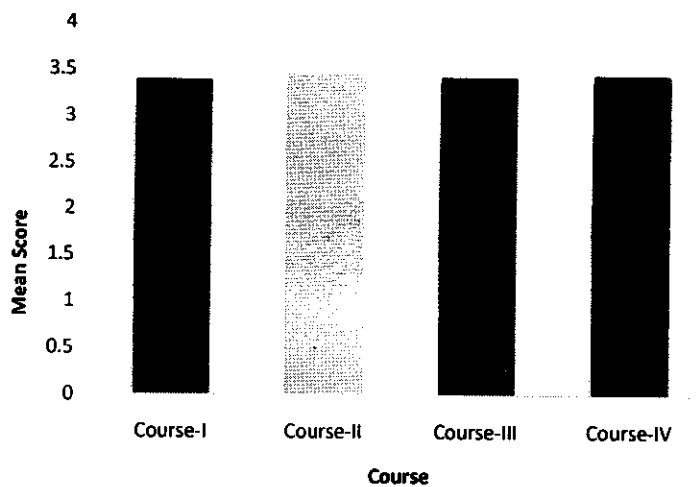
M. Sc. II Semester, 2018-19

Course	Mean Score
Course-I	3.41
Course-II	3.33
Course-III	3.42
Course-IV	3.5



M. Sc. IV Semester, 2018-19

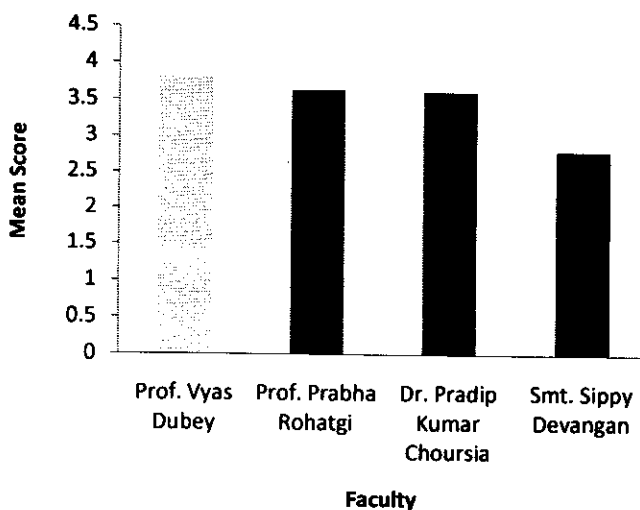
Course	Mean Score
Course-I	3.4
Course-II	3.46
Course-III	3.44
Course-IV	3.47



*V. Anand*  
**PROFESSOR & HEAD**  
**School of Studies in Statistics**  
**Pt. Ravishankar Shukla University**  
**RAIPUR (C. G.)**

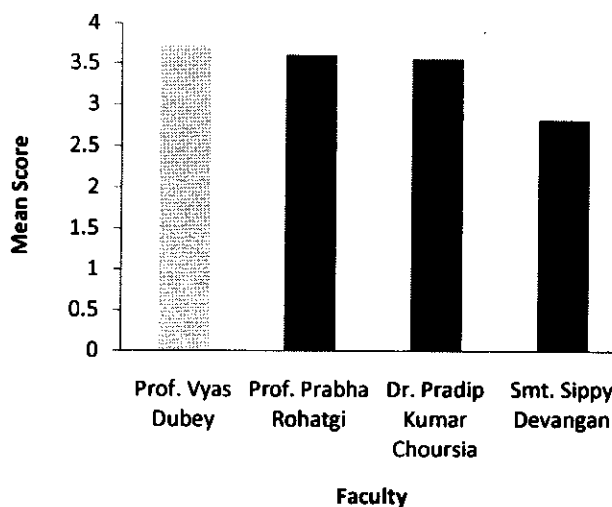
M. Sc. II Semester 2018-19

Faculty	Mean Score
Prof. Vyas Dubey	3.81
Prof. Prabha Rohatgi	3.64
Dr. Pradip Kumar Chourasia	3.62
Smt. Sippy Devangan	2.81



M. Sc. IV Semester 2018-19

Faculty	Mean Score
Prof. Vyas Dubey	3.72
Prof. Prabha Rohatgi	3.61
Dr. Pradip Kumar Chourasia	3.57
Smt. Sippy Devangan	2.83



Above results shown to all faculty members and requested them to improve their teaching.


*[Signature]*  
 PROFESSOR & HEAD  
 School of Studies in Statistics  
 Pt. Ravishankar Shukla University  
 RAIPUR (C. G.)



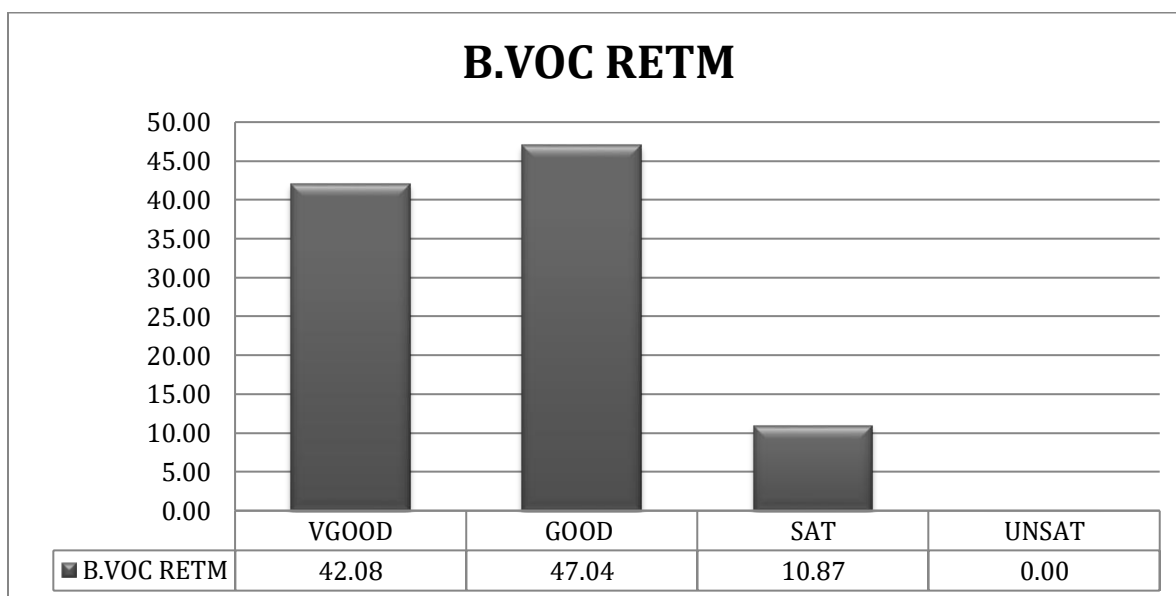
**BACHELOR OF VOCATION  
RENEWABLE ENERGY TECHNOLOGY & MANAGEMENT  
PT. RAVISHANKAR SHUKLA UNIVERSITY, RAIPUR (C.G.)**

**STUDENT FEEDBACK FOR COURSE & FACULTY (2018-19)**

**COURSE FEEDBACK**



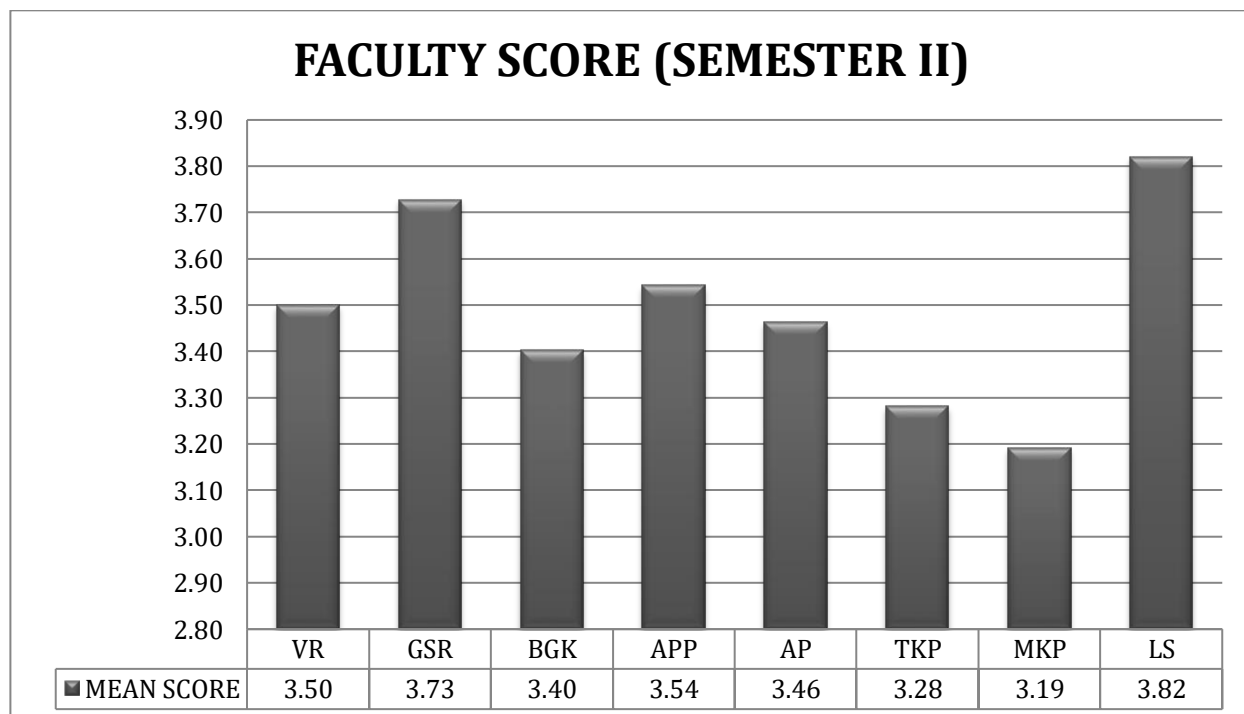
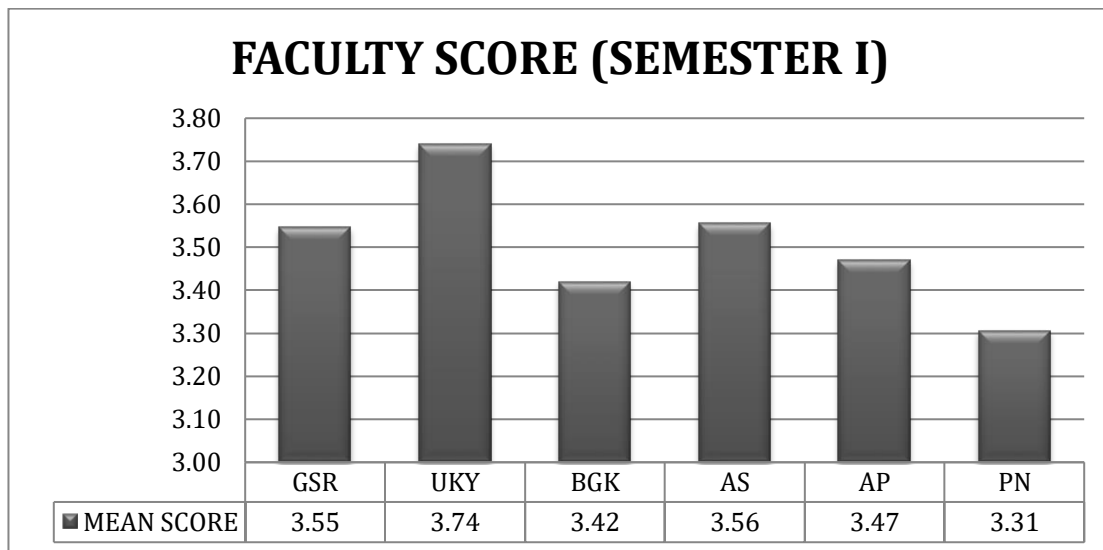
**PERCENT RESPONSE TO COURSE**





# BACHELOR OF VOCATION RENEWABLE ENERGY TECHNOLOGY & MANAGEMENT PT. RAVISHANKAR SHUKLA UNIVERSITY, RAIPUR (C.G.)

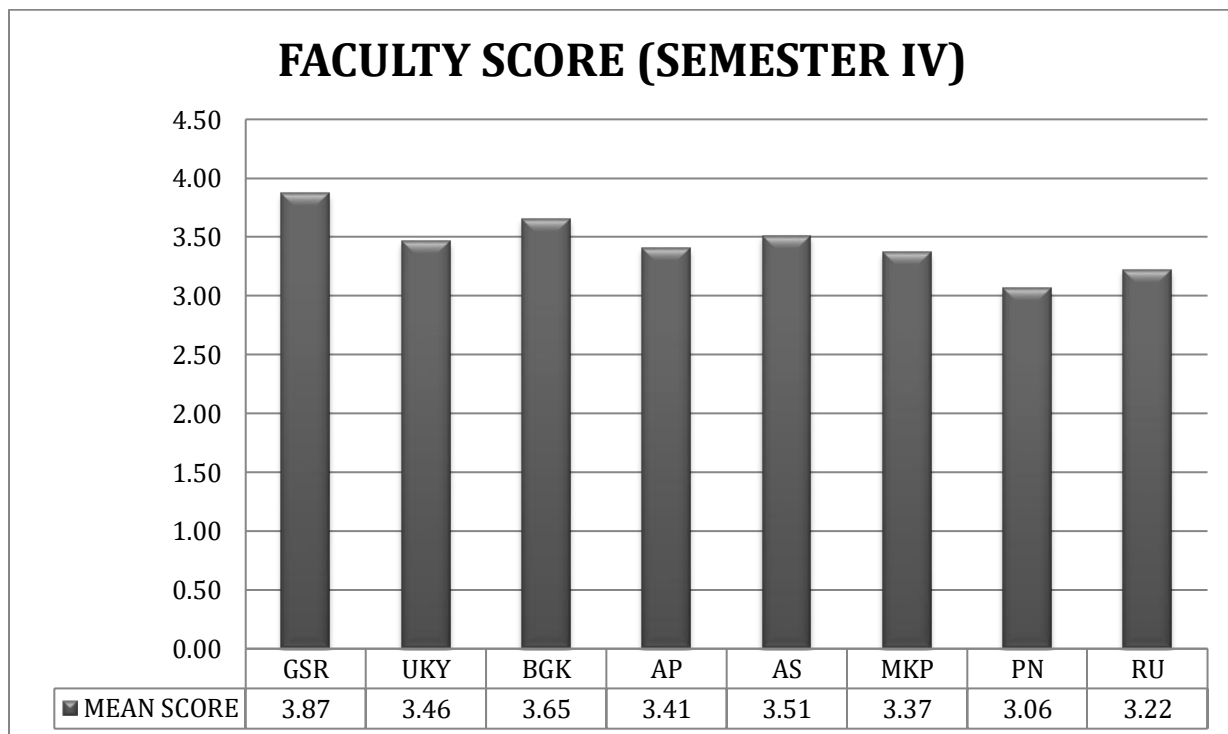
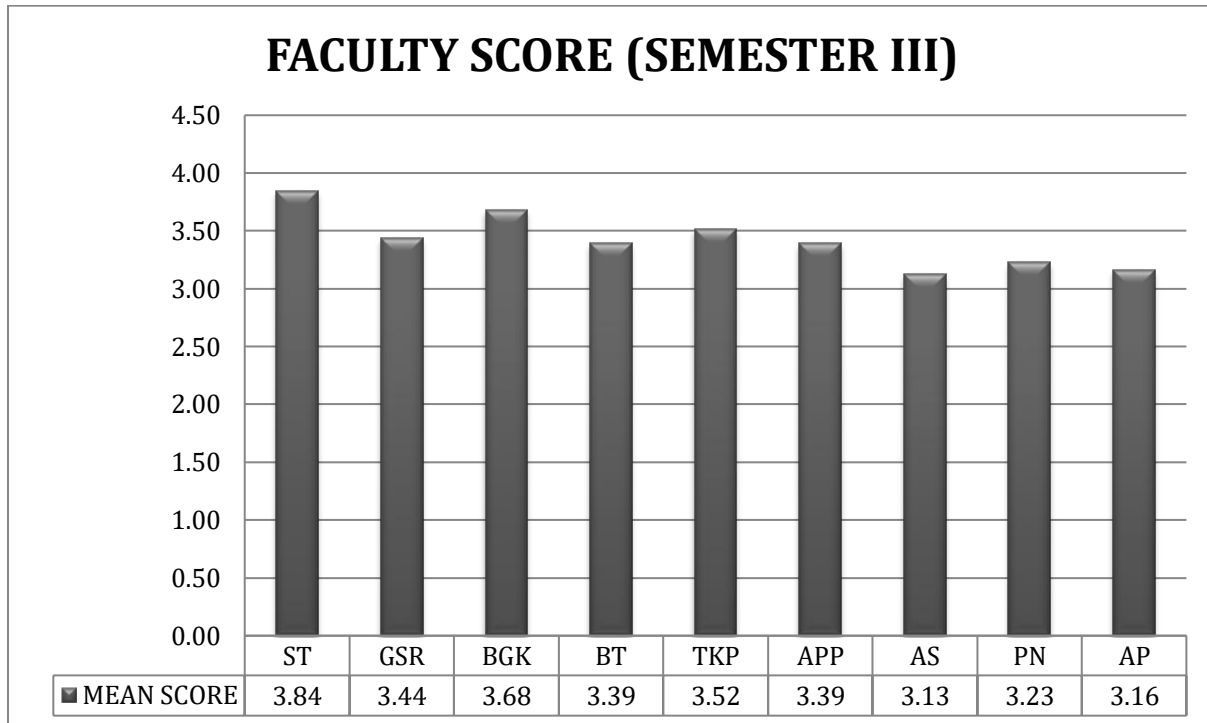
## FACULTY FEEDBACK





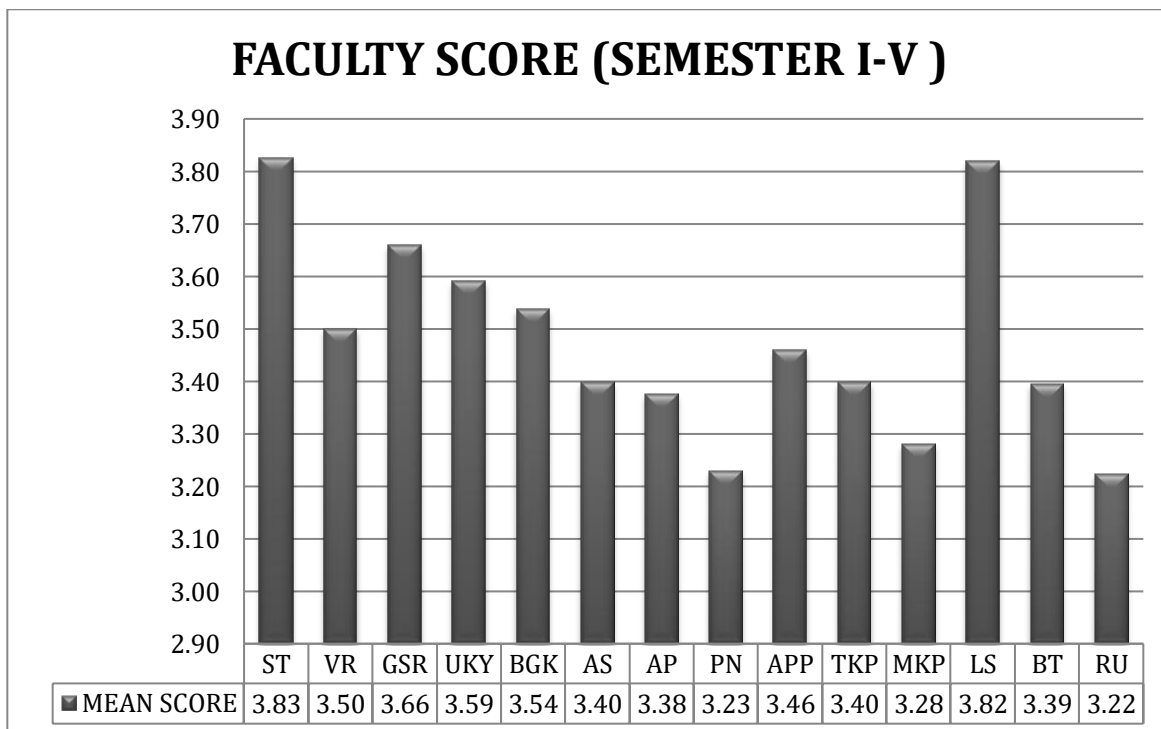
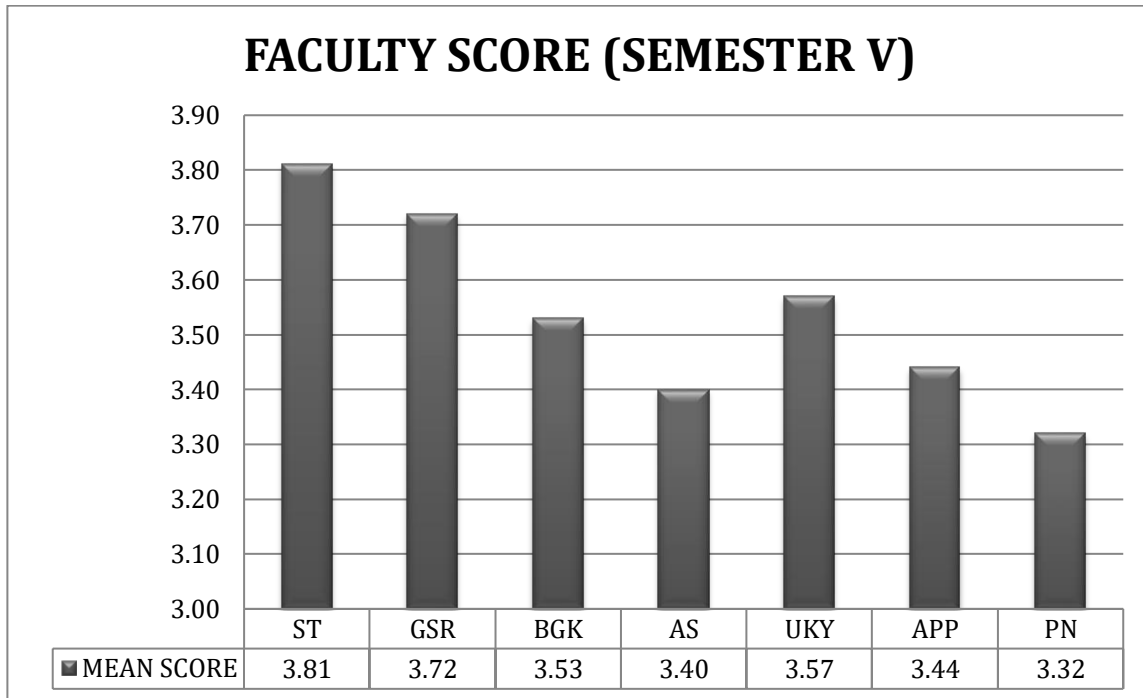


# BACHELOR OF VOCATION RENEWABLE ENERGY TECHNOLOGY & MANAGEMENT PT. RAVISHANKAR SHUKLA UNIVERSITY, RAIPUR (C.G.)





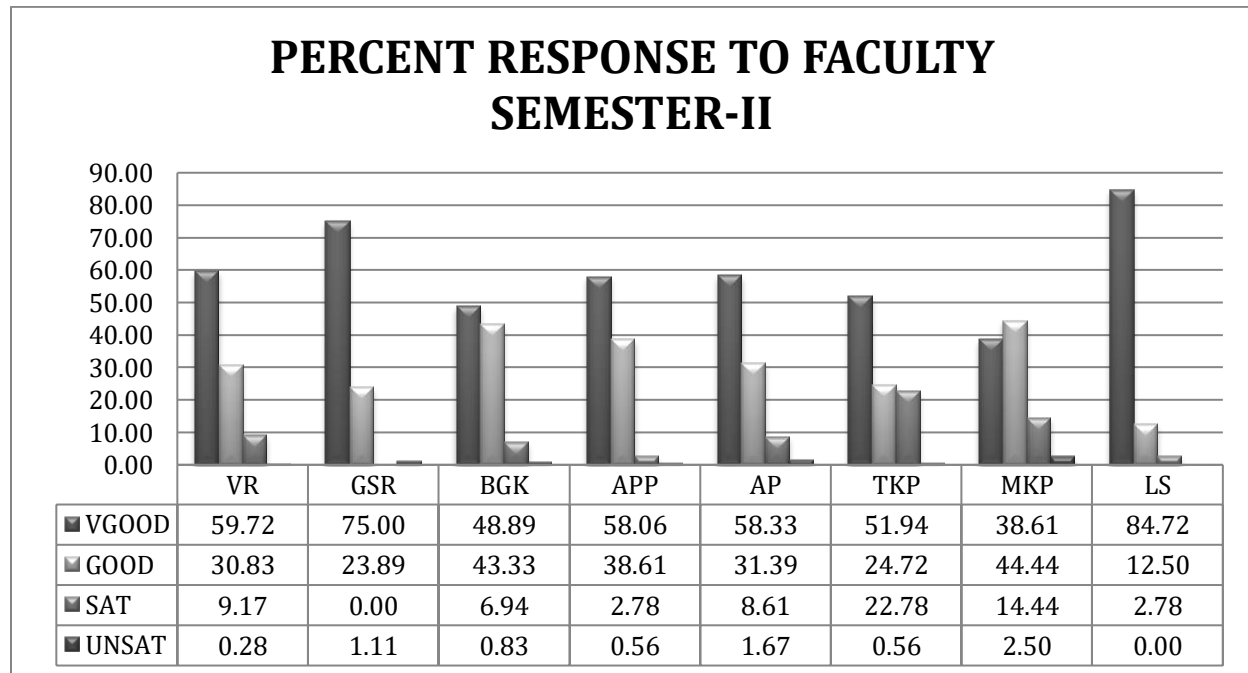
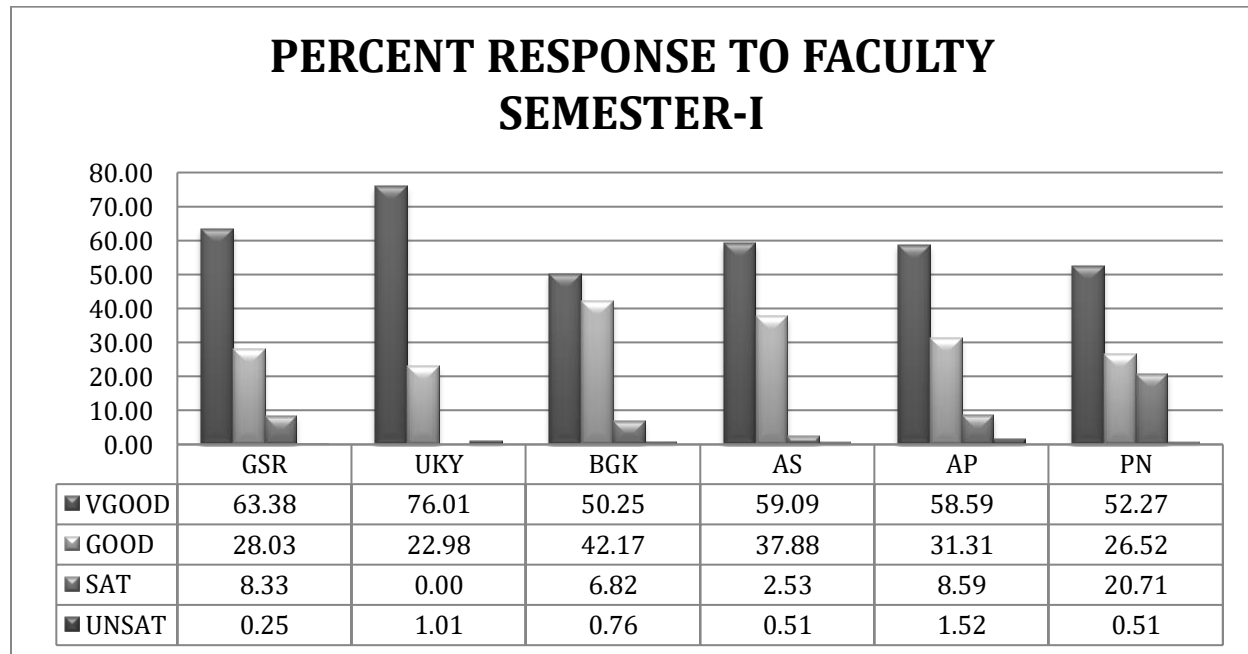
# BACHELOR OF VOCATION RENEWABLE ENERGY TECHNOLOGY & MANAGEMENT PT. RAVISHANKAR SHUKLA UNIVERSITY, RAIPUR (C.G.)





# BACHELOR OF VOCATION RENEWABLE ENERGY TECHNOLOGY & MANAGEMENT PT. RAVISHANKAR SHUKLA UNIVERSITY, RAIPUR (C.G.)

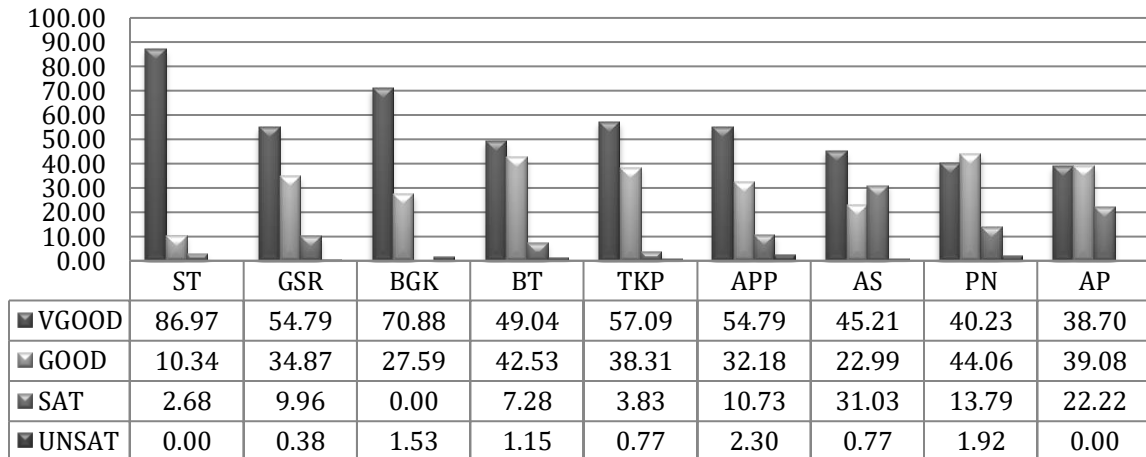
## PERCENT RESPONSE TO FACULTY



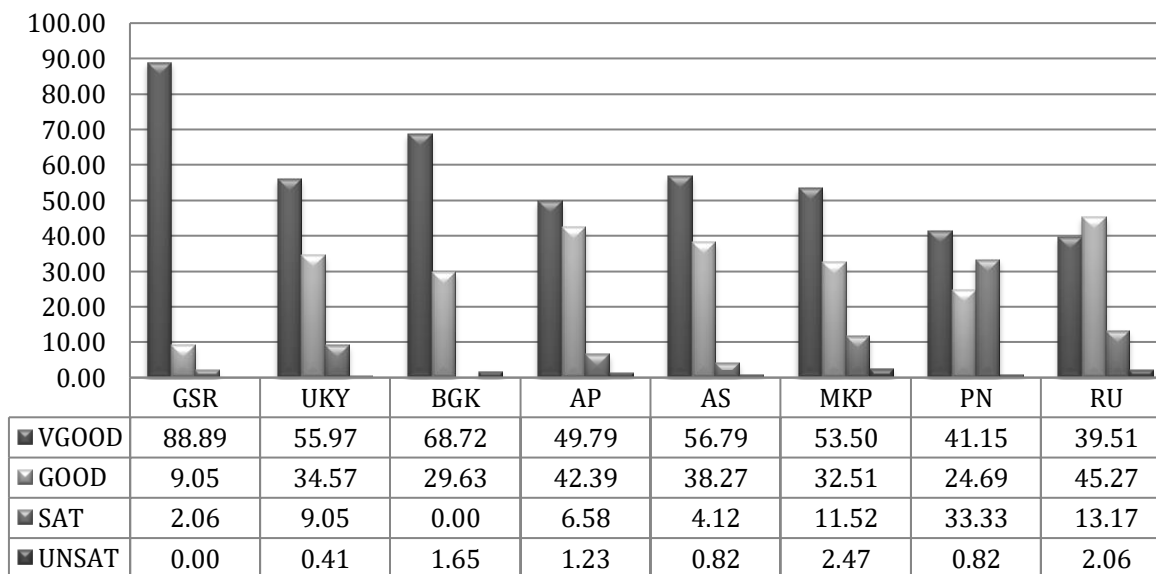


# BACHELOR OF VOCATION RENEWABLE ENERGY TECHNOLOGY & MANAGEMENT PT. RAVISHANKAR SHUKLA UNIVERSITY, RAIPUR (C.G.)

## PERCENT RESPONSE TO FACULTY SEMESTER-III



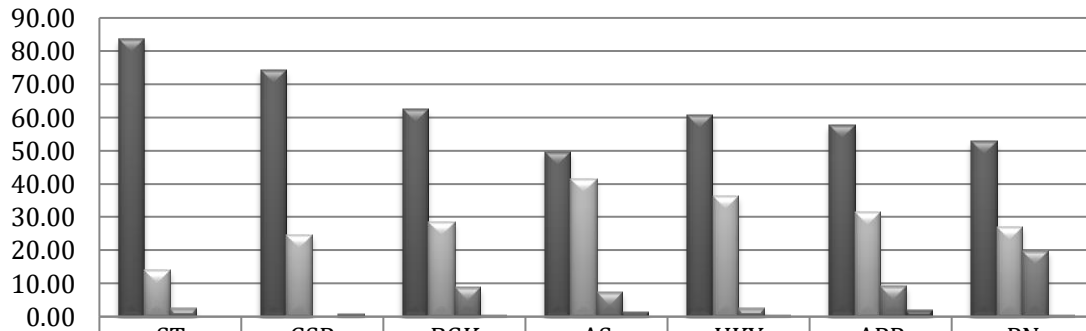
## PERCENT RESPONSE TO FACULTY SEMESTER-IV





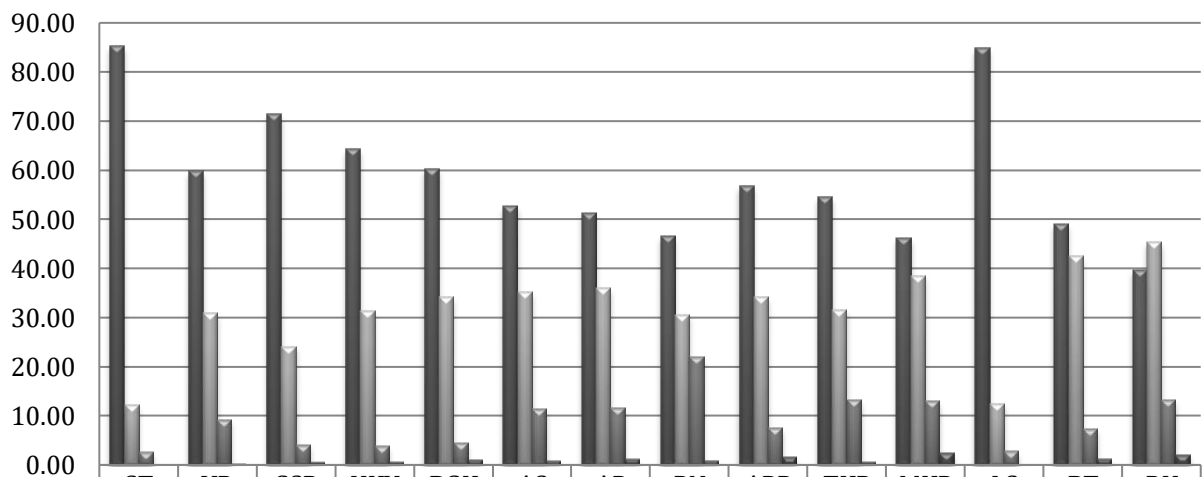
# BACHELOR OF VOCATION RENEWABLE ENERGY TECHNOLOGY & MANAGEMENT PT. RAVISHANKAR SHUKLA UNIVERSITY, RAIPUR (C.G.)

## PERCENT RESPONSE TO FACULTY SEMESTER-V



	ST	GSR	BGK	AS	UKY	APP	PN
■ VGOOD	83.57	74.40	62.32	49.76	60.87	57.49	52.66
■ GOOD	14.01	24.64	28.50	41.55	36.23	31.40	27.05
■ SAT	2.42	0.00	8.70	7.25	2.42	9.18	19.81
■ UNSAT	0.00	0.97	0.48	1.45	0.48	1.93	0.48

## OVERALL PERCENT RESPONSE TO FACULTY



	ST	VR	GSR	UKY	BGK	AS	AP	PN	APP	TKP	MKP	LS	BT	RU
■ VGOOD	85.27	59.72	71.29	64.28	60.21	52.71	51.35	46.58	56.78	54.52	46.05	84.72	49.04	39.51
■ GOOD	12.18	30.83	24.10	31.26	34.24	35.17	36.04	30.58	34.07	31.52	38.48	12.50	42.53	45.27
■ SAT	2.55	9.17	4.07	3.82	4.49	11.23	11.50	21.91	7.56	13.30	12.98	2.78	7.28	13.17
■ UNSAT	0.00	0.28	0.54	0.63	1.05	0.89	1.10	0.93	1.59	0.66	2.48	0.00	1.15	2.06



# BACHELOR OF VOCATION RENEWABLE ENERGY TECHNOLOGY & MANAGEMENT PT. RAVISHANKAR SHUKLA UNIVERSITY, RAIPUR (C.G.)

## ABBREVIATIONS USED

NAME OF FACULTIES					
<b>ST</b>	:	Prof. Sanjay Tiwari	<b>VR</b>	:	Prof. Vibhuti Rai
<b>GSR</b>	:	Mr. Gajendra Singh Rathore	<b>BGK</b>	:	Mr. B.Gopal Krishna
<b>AP</b>	:	Dr. Alka Panda	<b>UKY</b>	:	Mr. Umesh Kumar Yadav
<b>AS</b>	:	Mr. Amrit Shende	<b>TKP</b>	:	Mr. Tridib Kumar Paul
<b>BT</b>	:	Ms. Barkha Tiwari	<b>APP</b>	:	Mr. Aditya Prasad Padhy
<b>LS</b>	:	Mr. Likhendra Sahu	<b>MKP</b>	:	Mr. Mahendra Kumar Pradhan
<b>RU</b>	:	Ms. Ranjana Upadhayay	<b>PN</b>	:	Ms. Preeti Nema

## SUGGESTIONS GIVEN BY STUDENTS

1. Complaint received for reducing lunch time by half an hour.
2. Complaint received for providing library period between 11 AM to 05 PM.
3. Complaint received for change in college timing.
4. Application received to shift the dates of Class Test – II of Semester-I

The feedback received from the students of B.Voc. 1<sup>st</sup> to 5<sup>th</sup> Semesters (2018-19) was discussed in details in the staff Council meeting. The overall score given by students to the faculty was circulated among the faculty members including adhoc members with the request for improvement in teaching. It was unanimously decided to find out the weak points from the feedback and resolve them for improvement. The suggestions made by the students may be also taken into consideration. It was resolved to prepare the action taken report for the feedback.



# **BACHELOR OF VOCATION RENEWABLE ENERGY TECHNOLOGY & MANAGEMENT PT. RAVISHANKAR SHUKLA UNIVERSITY, RAIPUR (C.G.)**

---

## **ACTION TAKEN REPORT**

1. Time Table has been changed accordingly by reducing the lunch time (01:30 – 02:30 PM to 01:30 – 02:00 PM)
2. Library period is introduced in both semester time table as per suggestion.
3. Students of Bhilai were facing issue in morning travel so timing remain unchanged.
4. CT-II dates could not be changed as CT-III is scheduled in month of November.

STUDENT FEEDBACK ANALYSIS (COURSE)

2018 - 2019

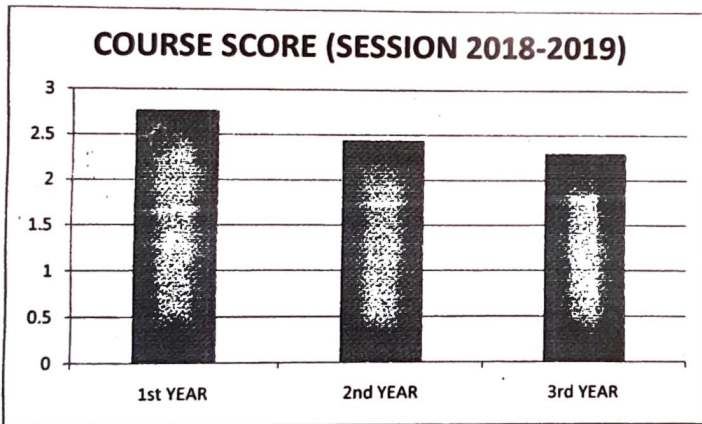
Student No.	First Year	Second Year	Third Year
1	3.33	2.22	2.33
2	2.55	2.22	2
3	4	2.77	2.55
4	3.67	2.77	2.55
5	2.78	2.22	2.77
6	2.56	2.77	1.33
7	3.33	2.55	3
8	1.44	2.44	3.66
9	2	1.77	3
10	3.33	2.88	2.8
11	2.56	2.11	1.5
12	2.78	2.11	1.5
13	2.22	1.55	1
14	2.44	3	
15	2.64	2.33	
16	2.78	3.22	
17	3.22	2	
18	2.88	3.22	
19	3	2.33	
20	1.7	3.55	
21	2.4	2.8	
22	2.11	3.11	
23	1.77	2.77	
24	3.33	2.11	
25	3.44		
26	3.22		
27	3.66		
28	2.55		
<b>Total</b>	<b>77.69</b>	<b>58.71</b>	<b>29.99</b>
<b>Average</b>	<b>2.77</b>	<b>2.45</b>	<b>2.307</b>

  
 DIRECTOR  
 Center for Basic Sciences  
 Pt. Ravishankar Shukla University  
 Raipur (C. G.) 492 010



**Center For Basic Sciences, Pt Ravishankar Shukla University, Raipur  
Student Feedback Analysis Report For The Session 2018-19**

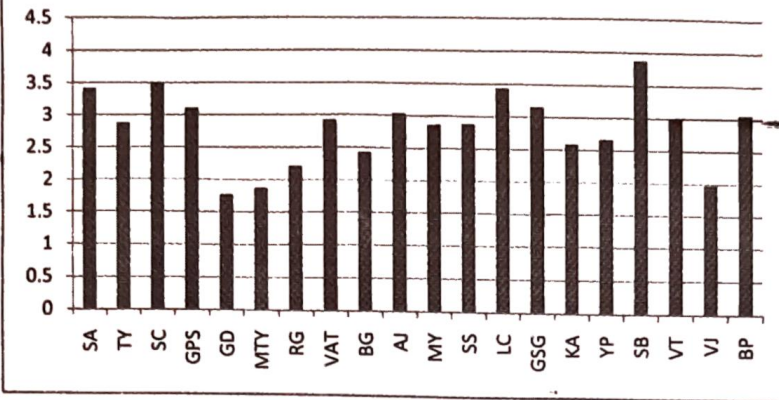
Scale Used	<b>A</b>	<b>B</b>	<b>C</b>	<b>D</b>
	4	3	2	1
	Very Good	Good	Satisfactory	Unsatisfactory



<b>COURSE SCORE (SESSION 2018-19)</b>	
1st Year	2.77
2nd Year	2.45
3rd Year	2.3

*[Signature]*  
**DIRECTOR**

### COURSE SCORE (SESSION 2018-2019)



clump

SB

Pach (Dr G.P. Sahu)  
6/12/2019

Pran  
6/12/19

Yog  
6/12/19

ms  
6/12/19

Sahit  
6/12/19

h  
6/12/19

Toshika  
6/12/19

AB  
6/12/19

Alhakar  
06/12/19

Jan B. d  
6/12/19

Prabhu  
06/12/19

[Signature]  
06/12/2019

[Signature]  
06/12/19


[Signature]

[Signature]  
6/12/19

[Signature]  
06/12/19

[Signature]

	COURSE SCORE (SESSION 2018-2019)
SA	3.42
TY	2.88
SC	3.51
GPS	3.11
GD	1.77
MTY	1.88
RG	2.22
VAT	2.93
BG	2.43
AJ	3.04
MY	2.87
SS	2.89
LC	3.44
GSG	3.16
KA	2.59
YP	2.67
SB	3.88
VT	3.01
VJ	1.98
BP	3.06

  
DIRECTOR  
Center for Basic Sciences  
Dr. Ravishankar Shukla University  
Bairpur, (C. G.) 492-010

## Feedback Analysis Report


The feedback has been taken from students for their respective courses and faculties. Parent's feedbacks were also collected in Parents Teacher Meeting. Suggestions and problems raised by parents in meeting were analysed and discussed in staff council meeting. Problem and suggestion have been resolved through proper discussion and actions were taken for betterment. As per the student's feedback for the courses, 1<sup>st</sup> year score is 2.77, second year 2.45 and third year is 2.3. In this total 25 students participated and scale used was as follows- For very good it's 4 & for good its 3 for satisfactory its 2 and for unsatisfactory its 1. Graphical representation is given in report. Similary feedback taken from 42 students for 20 faculties. In staff council meeting feedback of faculties and their performance were discussed All faculties were advised to conduct extra classes and try to resolve the difficulties of students and modify teaching styles.



Dr. G. D. Singh  
Center for Basic Sciences  
Pt. Ravishankar Shukla University  
Raipur (C. G.) 492 010

## Action Taken Report

The feedback has been taken from students for their respective courses and faculties. Suggestions and problems discussed in staff council meeting. Problem and suggestion have been resolved through proper discussion and actions were taken for betterment. In staff council meeting feedback of faculties and their performance were discussed all faculties were advised to conduct extra classes and try to resolve the difficulties of students and modify teaching styles.



DIRECTOR,

Center for Basic Sciences  
Pt. Ravishankar Shukla University  
Raipur (C. G.) 492 010

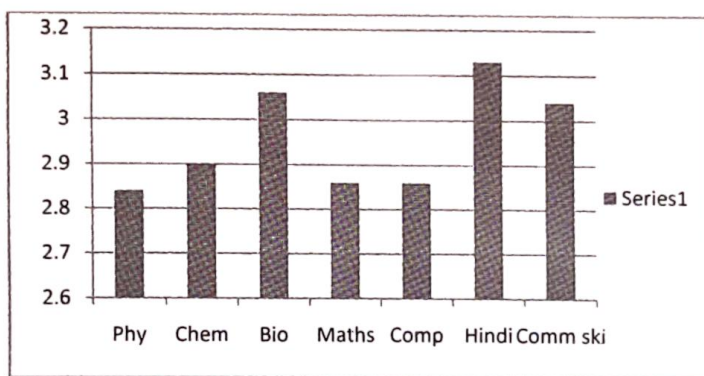
## Feedback Report For the session 2019-20


### 1. Questionnaire 1- Student feedback Regarding Course/Subject

Scoring: Very good=4 Good=3 Satisfactory=2 Unsatisfactory=1

Total number of students submitted feedback=109 (including 2<sup>nd</sup>, 4<sup>th</sup>, 6<sup>th</sup> & 8<sup>th</sup> semester)

Subject	No of responses	Mean score
Physics	67	2.84
Chemistry	59	2.90
Biology	68	3.06
Maths	53	2.86
Computers	51	2.86
Hindi	55	3.13
Communication skills	60	3.04



  
**DIRECTOR**  
Center for Basic Sciences  
Pt. Ravishankar Shukla University  
Raipur (C. G.) 492 010