CRITERION-I

EVIDENCE(S), AS PER SOP

METRIC No. 1.4.1	Structured feedback for design and review of syllabus – semester-wise / year-wise is received from: 1) Students, 2) Teachers, 3) Employers and 4) Alumni
METRIC No. 1.4.2	Feedback processes of the institution may be classified as follows A. Feedback collected, analysed, action taken and feedback hosted on the institutional website B. Feedback collected, analysed and action has been taken C. Feedback collected and analysed D. Feedback collected E. Feedback not collected
• Stakeholder feedback analysis report • Action taken report of the Institution on feedback report	

FEEDBACK 2016-2017

SN	Departments	Pg. No.
1	Anthropology	1-27
2	Biotechnology	28-37
3	Chemistry	38-41
4	Comp Science & IT	42-46
5	Economics	47-50
6	Electronics	51-55
7	Environment Sciences	56-58
8	Geography	59-62
9	Geology	63-65
10	History	66-78
11	Library	79-82
12	Life Sciences	83-84
13	Literature & Languages	85-94
14	Management	95-96
15	Mathematics	97-100
16	Pharmacy	101-106
17	Physical Education	107-141
18	Physics & Astrophysics	142-144
19	Psychology	145-201
20	Regional Studies	202-204
21	Sociology	205-208
22	Statistics	209-211
23	Renewable Energy Technology & Management	212-217
24	Center for Basic Sciences	218-221

School of Studies in Anthropology
Pt. Ravishankar Shukla University, Raipur
Feedback Report Session 2016-2017 (M.Sc. II Semester)

Faculty A

Que.	V.G	Good	Sat	Unsat	Total
1	10	8	2	0	20
2	8	11	1	0	20
3	7	12	1	0	20
4	7	12	1	0	20
5	7	10	3	0	20
6	6	12	2	0	20
7	9	8	2	1	20
8	5	10	4	1	20
9	6	11	0	0	17
Total	65	94	16	2	177
% Response	**36.73**	**53.17**	**9.03**	**1.27**	**100**

Faculty B

Que.	V.G	Good	Sat	Unsat	Total
1	16	3	0	0	20
2	14	6	0	0	20
3	18	2	0	0	20
4	10	10	0	0	20
5	7	12	1	0	20
6	7	12	1	0	20
7	15	5	0	0	20
8	11	9	0	0	20
9	9	9	0	0	18
Total	107	68	2	0	178
% Response	**60.21**	**38.47**	**1.32**	**0**	**100**

(Dr. Ashok Pradhan)
Professor & Head
SoS in Anthropology
Pt. Ravishankar Shukla University
Raipur (C.G.)

Faculty C

Que.	V.G	Good	Sat	Unsat	Total
1	15	4	1	0	20
2	13	7	0	0	20
3	12	7	1	0	20
4	13	6	1	0	20
5	7	13	0	0	20
6	6	11	3	0	20
7	12	7	1	0	20
8	6	10	4	0	20
9	7	10	1	0	18
Total	91	75	14	0	178
% Response	**51**	**42**	**7**	**0**	**100**

Faculty D

Que.	V.G	Good	Sat	Unsat	Total
1	17	3	0	0	20
2	11	9	0	0	20
3	16	3	1	0	20
4	13	6	1	0	20
5	8	12	0	0	20
6	8	11	0	0	19
7	12	7	1	0	20
8	6	12	2	0	20
9	10	8	0	0	18
Total	101	71	5	0	177
% Response	**57.06**	**40.11**	**2.83**	**0**	**100**

(Dr. Ashok Pradhan)
Professor & Head
SoS in Anthropology
Ravishankar Shukla University
Raipur (C.G.)

Faculty E

Que.	V.G	Good	Sat	Unsat	Total
1	17	2	1	0	20
2	14	5	1	0	20
3	12	8	0	0	20
4	11	8	1	0	20
5	12	8	0	0	20
6	8	12	0	0	20
7	13	5	1	1	20
8	6	11	3	0	20
9	9	8	1	0	18
Total	102	67	8	1	178
% Response	**57.3**	**37.64**	**4.49**	**0.57**	**100**

Faculty F

Que.	V.G	Good	Sat	Unsat	Total
1	8	6	0	0	14
2	7	7	0	0	14
3	9	5	0	0	14
4	9	5	0	0	14
5	6	8	0	0	14
6	5	8	1	0	14
7	10	4	0	0	14
8	7	5	2	0	14
9	5	7	1	0	13
Total	66	55	4	0	125
% Response	**52.8**	**44.00**	**3.20**	**0**	**100**

(Dr. Ashok Pradhan)
Professor & Head
SoS in Anthropology
Pt. Ravishankar Shukla University
Raipur (C.G.)

School of Studies in Anthropology
Pt. Ravishankar Shukla University, Raipur
Feedback Report Session 2016-2017

Percent response to faculty				
Faculty	V.G	Good	Sat	Unsat
A	36.73	53.17	9.03	1.27
B	60.21	38.47	1.32	0
C	51	42	7	0
D	57.06	40.11	2.83	0
E	57.3	37.64	4.49	0.57
F	52.8	44.00	3.20	0

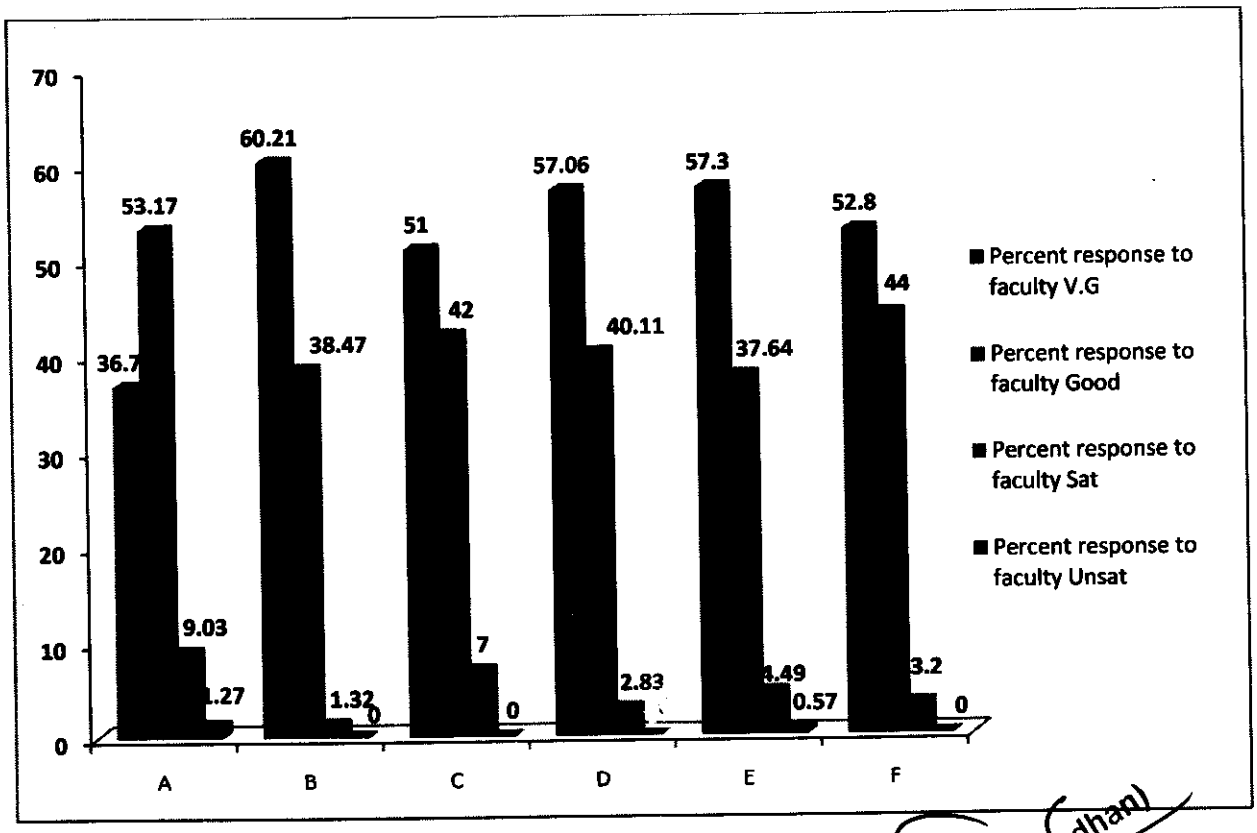

(Dr. Ashok Pradhan)
Professor & Head
SoS in Anthropology
Pt. Ravishankar Shukla University
Raipur (C.G.)

Faculty	Mean Score
A	3.2
B	3.55
C	3.4
D	3.48
E	3.46
F	3.47



(Dr. Ashok Pradhan)
Professor & Head
SoS in Anthropology
Pt. Ravishankar Shukla University
(C.G.)

M.Sc. Program Score		
Course	Subject	Score
		Sem II
M.Sc.	Anthropology	2.83

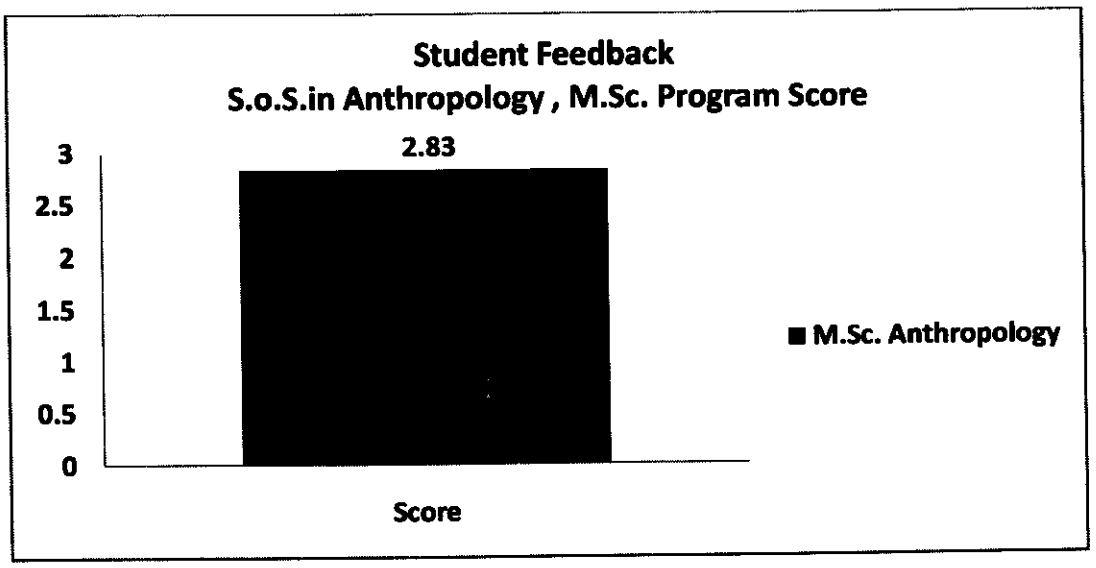

M.Sc. Course % Response				
	V.G	Good	Sat	Unsat
Subject	15	53.34	29.88	1.78

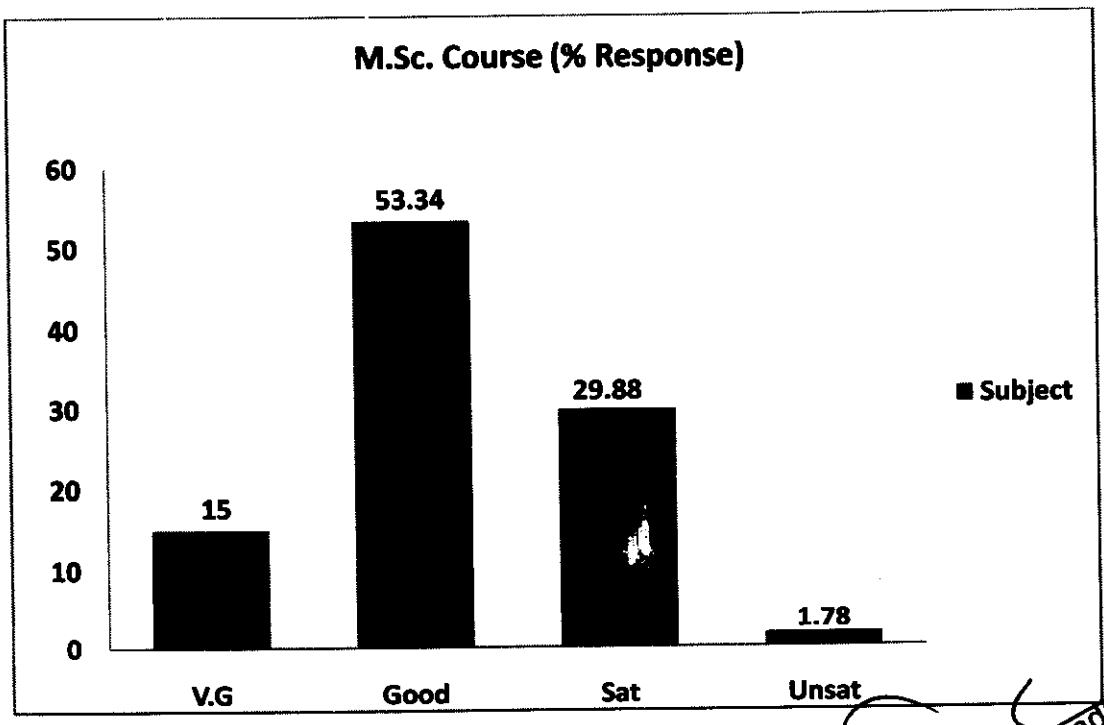

(Dr. Ashok Pradhan)
Professor & Head
SoS in Anthropology
Ravishankar Shukla University
Raipur (C.G.)

School of Studies in Anthropology
Pt. Ravishankar Shukla University, Raipur

Feedback Report Session 2016-2017 (M.Sc. II Semester)

Percent response to faculty				
Faculty	V.G	Good	Sat	Unsat
A	36.73	53.17	9.03	1.27
B	60.21	38.47	1.32	0
C	51	42	7	0
D	57.06	40.11	2.83	0
E	57.3	37.64	4.49	0.57
F	52.8	44.00	3.20	0

Faculty	Mean Score
A (Dr. Mitashree Mitra)	3.2
B (Dr. Moyna Chakravarty)	3.55
C (Dr. Arun Kumar)	3.4
D (Dr. Ashok Pradhan)	3.48
E (Dr. Jitendra Premi)	3.46
F (Dr. Shailendra Kumar)	3.47

(Dr. Ashok Pradhan)
Professor & Head
SoS in Anthropology
Pt. Ravishankar Shukla University
Raipur (C.G.)

School of Studies in Anthropology
Pt. Ravishankar Shukla University, Raipur

Parents Feedback Report 2016-2017

Que.	S.Agree	Agree	Nuetral	Disagree	S.Disagree	Total
1	11	7	2	0	0	20
2	6	12	2	0	0	20
3	9	11	0	0	0	20
4	8	11	1	0	0	20
5	7	12	1	0	0	20
6	6	12	1	1	0	20
7	15	4	1	0	0	20
8	11	9	0	0	0	20
9	4	11	4	0	0	19
10	9	10	0	0	0	19
11	4	11	4	0	0	19
12	7	12	0	0	0	19
13	10	9	0	0	0	19
Total	**107**	**131**	**16**	**1**	**0**	**255**
%Response	**41.96**	**51.65**	**6**	**0.39**	**0**	**100**

Percent response to Parents				
S.Agree	Agree	Nuetral	Disagree	S.Disagree
41.96	51.65	6	0.39	0

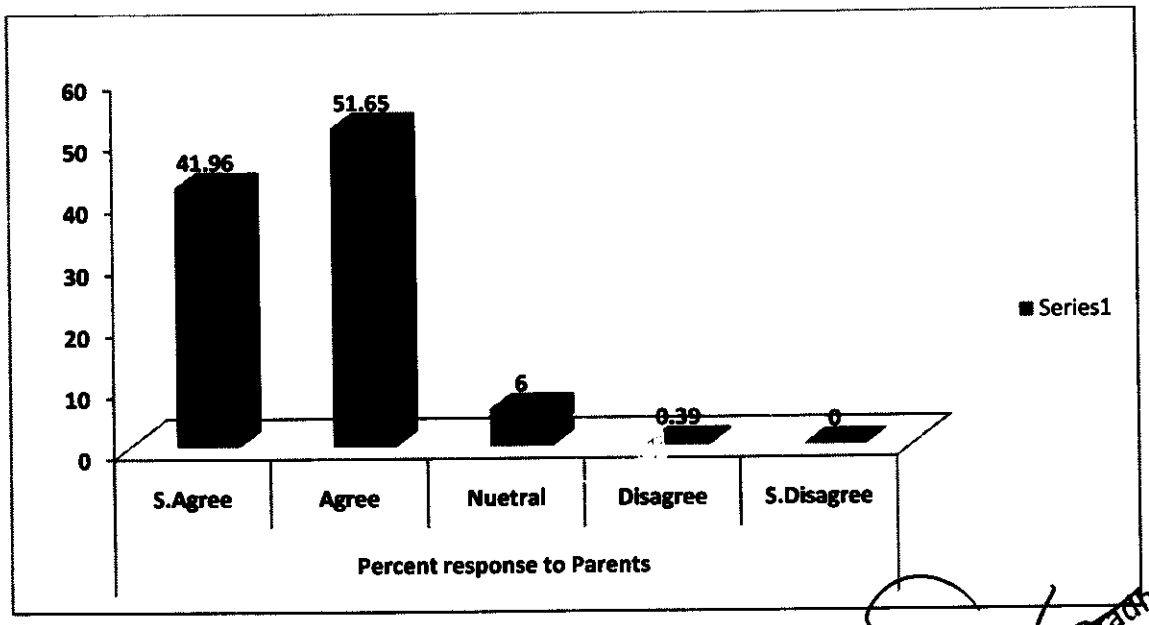

(Dr. Ashok Pradhan)
Professor & Head
SoS in Anthropology
Pt. Ravishankar Shukla University
Raipur (C.G.)

School of Studies in Anthropology
Pt. Ravishankar Shukla University, Raipur

Feedback Report Session 2016-2017 (M.Sc. IV Semester)

Faculty A

Que.	V.G	Good	Sat	Unsat	Total
1	11	3	1	0	15
2	9	5	1	0	15
3	10	3	2	0	15
4	8	5	2	0	15
5	9	3	3	0	15
6	8	4	3	0	15
7	8	4	2	0	15
8	9	4	2	0	15
9	6	5	0	0	11
Total	78	36	16	0	131
%Response	**59.87**	**27.84**	**12.29**	**0**	**100**

Faculty B

Que.	V.G	Good	Sat	Unsat	Total
1	10	4	1	0	15
2	7	5	3	0	15
3	8	4	3	0	15
4	7	5	3	0	15
5	8	3	4	0	15
6	7	5	3	0	15
7	7	6	2	0	15
8	7	4	4	0	15
9	6	4	2	0	12
Total	67	40	25	0	132
%Response	**50.75**	**30.3**	**18.95**	**0**	**100**

(Dr. Ashok Pradhan)
Professor & Head
SoS in Anthropology
Pt. Ravishankar Shukla University
Raipur (C.G.)

Faculty C

Que.	V.G	Good	Sat	Unsat	Total
1	10	4	1	0	15
2	8	4	3	0	15
3	9	5	1	0	15
4	7	7	1	0	15
5	7	6	2	0	15
6	8	6	1	0	15
7	7	7	1	0	15
8	10	4	1	0	15
9	7	5	0	0	12
Total	73	48	11	0	132
%Response	**55.3**	**36.37**	**8.33**	**0**	**100**

Faculty D

Que.	V.G	Good	Sat	Unsat	Total
1	10	4	1	0	15
2	8	6	1	0	15
3	8	6	1	0	15
4	7	6	2	0	15
5	8	5	2	0	15
6	8	5	2	0	15
7	10	3	2	0	15
8	7	5	3	0	15
9	7	4	2	0	13
Total	73	44	16	0	133
%Response	**54.89**	**33.08**	**12.03**	**0**	**100**

(Dr. Ashok Pradhan)
Professor & Head
SoS in Anthropology
Pt. Ravishankar Shukla University
Raipur (C.G.)

Faculty E

Que.	V.G	Good	Sat	Unsat	Total
1	9	4	2	0	15
2	9	4	2	0	15
3	9	2	4	0	15
4	6	6	3	0	15
5	6	7	2	0	15
6	5	6	4	0	15
7	7	5	2	1	15
8	6	6	3	0	15
9	5	6	2	0	13
Total	62	46	24	1	133
%Response	**46.61**	**34.6**	**18.04**	**0.75**	**100**

Faculty F

Que.	V.G	Good	Sat	Unsat	Total
1	8	6	1	0	15
2	8	5	2	0	15
3	6	7	2	0	15
4	5	8	2	0	15
5	7	6	2	0	15
6	8	4	3	0	15
7	8	3	4	0	15
8	5	6	4	0	15
9	5	5	1	0	11
Total	60	50	21	0	131
%Response	**45.8**	**38.17**	**16.03**	**0**	**100**

(Dr. Ashok Pradhan)
Professor & Head
SoS in Anthropology
Pt. Ravishankar Shukla University
Raipur (C.G.)

School of Studies in Anthropology
Pt. Ravishankar Shukla University, Raipur
Feedback Report Session 2016-2017

Percent response to faculty				
Faculty	V.G	Good	Sat	Unsat
A	59.87	27.84	12.29	0
B	50.75	30.3	18.95	0
C	55.3	36.37	8.33	0
D	54.89	33.08	12.03	0
E	46.61	34.6	18.04	0.75
F	45.8	38.17	16.03	0

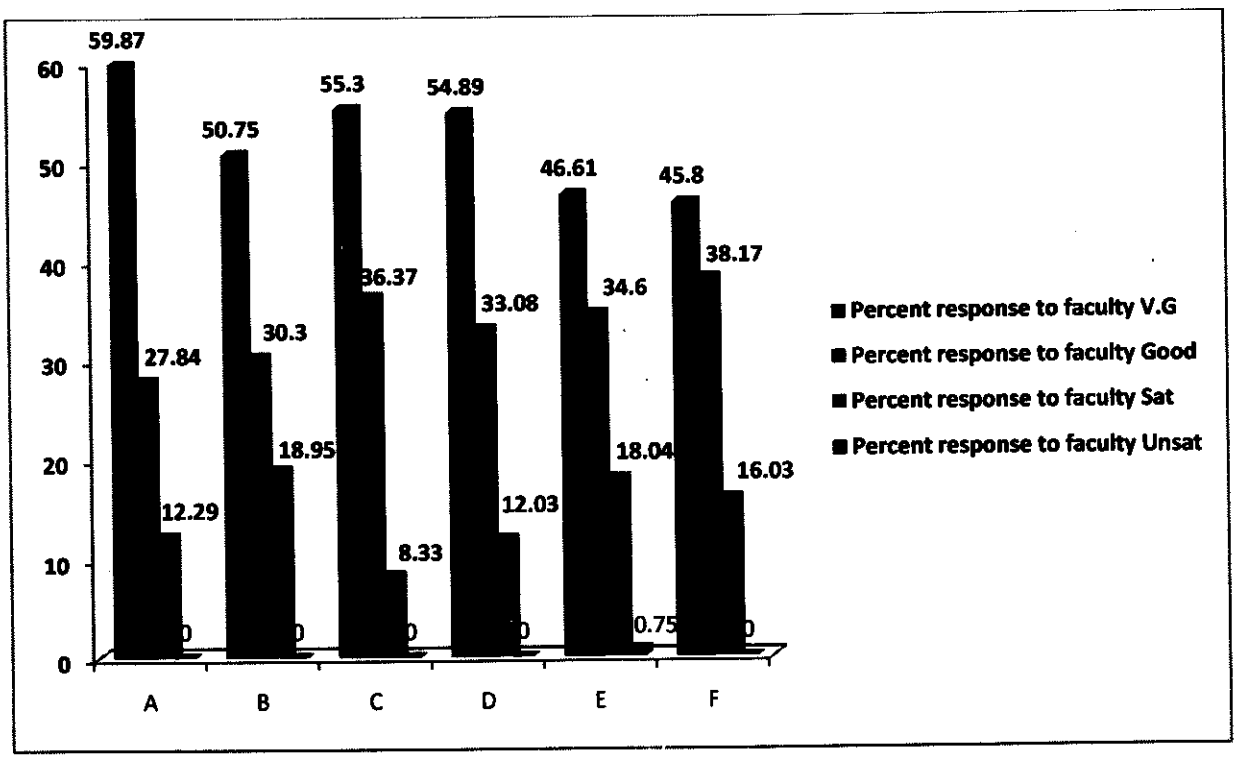

(Dr. Ashok Pradhan)
Professor & Head
SoS in Anthropology
Pt. Ravishankar Shukla University
Raipur (C.G.)

Faculty	Mean Score
A	3.37
B	3.24
C	3.39
D	3.38
E	3.22
F	3.20

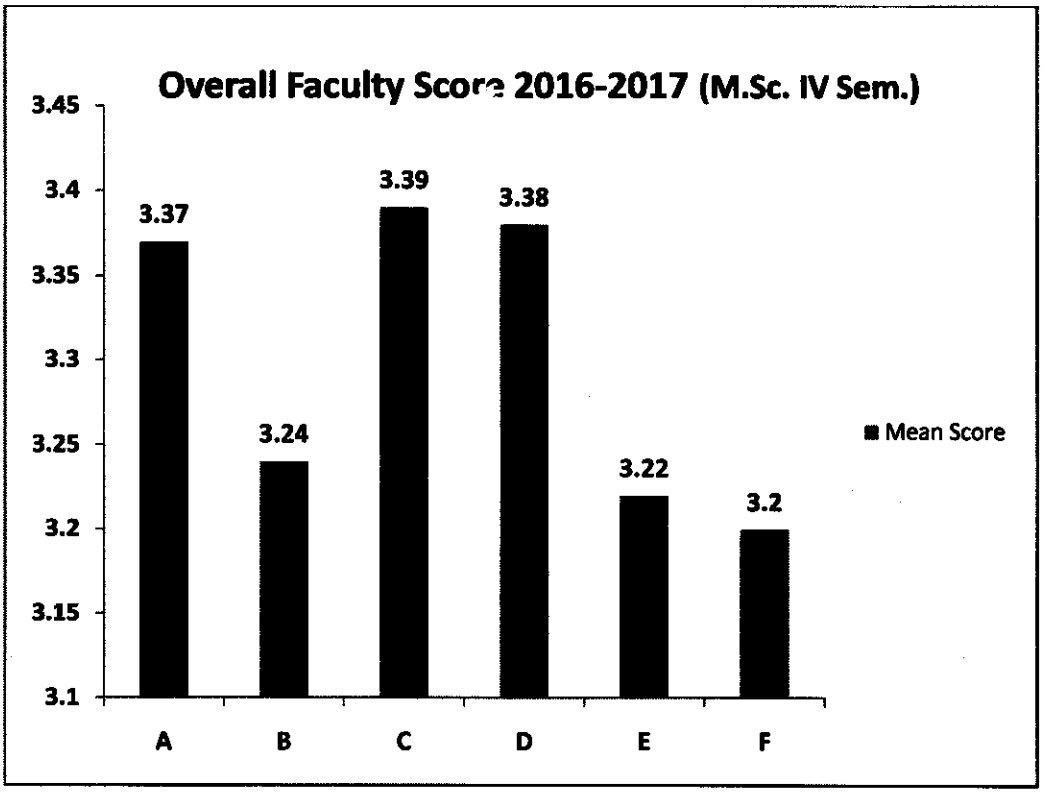

(Dr. Ashok Pradhan)
Professor & Head
SoS in Anthropology
Pt. Ravishankar Shukla University
Raipur (C.G.)

M.Sc. Program Score		
Course	Subject	Score
		Sem IV
M.Sc.	Anthropology	2.59

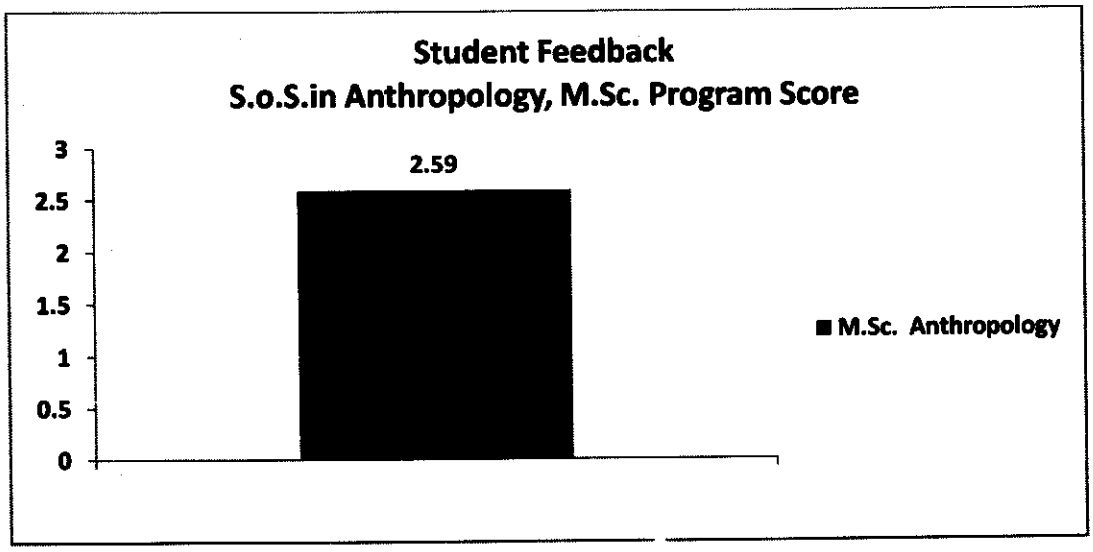

M.Sc. Course % Response				
	V.G	Good	Sat	Unsat
Subject	18.04	30.82	47.3	4.5

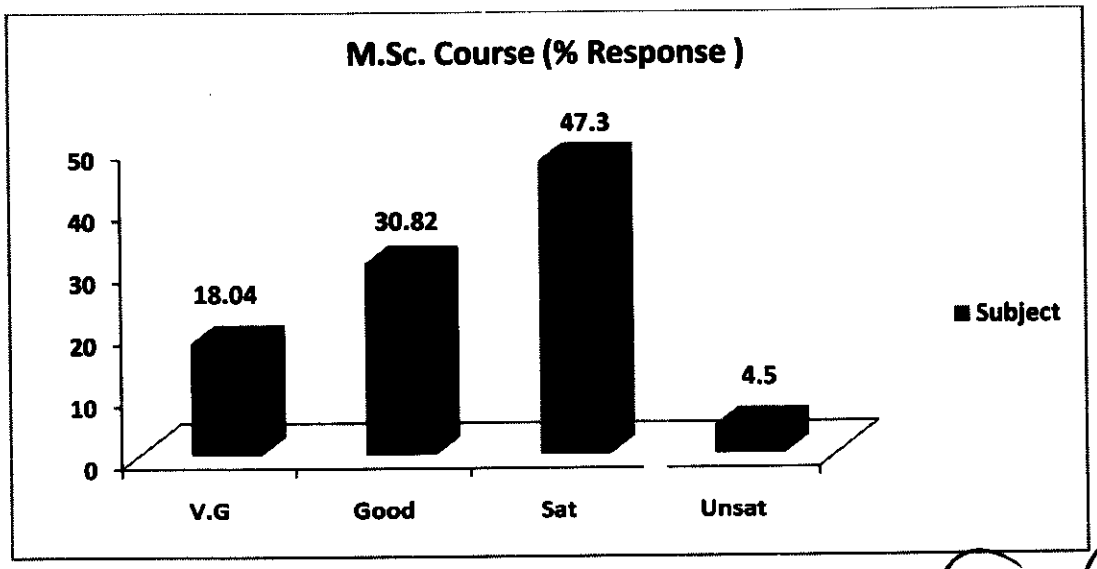

(Dr. Ashok Pradhan)
Professor & Head
SoS in Anthropology
Pt. Ravishankar Shukla University
Raipur (C.G.)

School of Studies in Anthropology
Pt. Ravishankar Shukla University, Raipur

Feedback Report Session 2016-2017 (M.Sc. IV Sem.)

Percent response to faculty				
Faculty	V.G	Good	Sat	Unsat
A	59.87	27.84	12.29	0
B	50.75	30.3	18.95	0
C	55.3	36.37	8.33	0
D	54.89	33.08	12.03	0
E	46.61	34.6	18.04	0.75
F	45.8	38.17	16.03	0

Faculty	Mean Score
A (Dr. Mitashree Mitra)	3.37
B (Dr. Moyna Chakravarty)	3.24
C (Dr. Arun Kumar)	3.39
D (Dr. Ashok Pradhan)	3.38
E (Dr. Jitendra Premi)	3.22
E (Dr. Shailendra Kumar)	3.20

1. Necessary steps are taken by the teacher in charge of field work for the security of the students. However if it is felt that more care should be taken Department will take care of it in future

(Dr. Ashok Pradhan)
Professor & Head
SoS in Anthropology
Pt. Ravishankar Shukla University
Raipur (C.G.)

School of Studies in Anthropology
Pt. Ravishankar Shukla University, Raipur

Parents Feedback Report 2016-2017

Que.	S.Agree	Agree	Nuetral	Disagree	S.Disagree	Total
1	11	4	0	0	0	15
2	4	9	1	1	0	15
3	3	9	3	0	0	15
4	3	10	2	0	0	15
5	4	9	2	0	0	15
6	5	7	1	2	0	15
7	6	7	2	0	0	15
8	6	9	0	0	0	15
9	3	7	1	2	0	13
10	2	10	1	0	0	13
11	2	7	3	1	0	13
12	3	6	3	0	1	13
13	5	6	2	0	0	13
Total	**57**	**100**	**21**	**6**	**1**	**185**
%Response	**30.82**	**54.05**	**11.35**	**3.24**	**0.54**	**100**

Percent response to Parents				
S.Agree	Agree	Nuetral	Disagree	S.Disagree
30.82	54.05	11.35	3.24	0.54

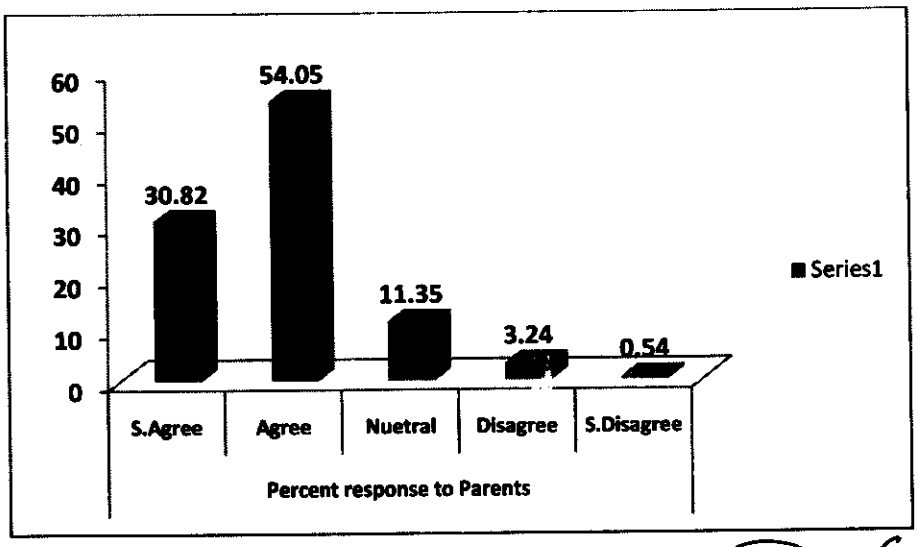

(Dr. Ashok Pradhan)
Professor & Head
SoS in Anthropology
Pt. Ravishankar Shukla University
Raipur (C.G.)

School of Studies in Anthropology
Pt. Ravishankar Shukla University, Raipur
Feedback Report Session 2016-2017 (M.Sc. II Semester)

NAME OF FACULTY	
A	(Dr. Mitashree Mitra)
B	(Dr. Moyna Chakravarty)
C	(Dr. Arun Kumar)
D	(Dr. Ashok Pradhan)
E	(Dr. Jitendra Premi)
F	(Dr. Shailendra Kumar)

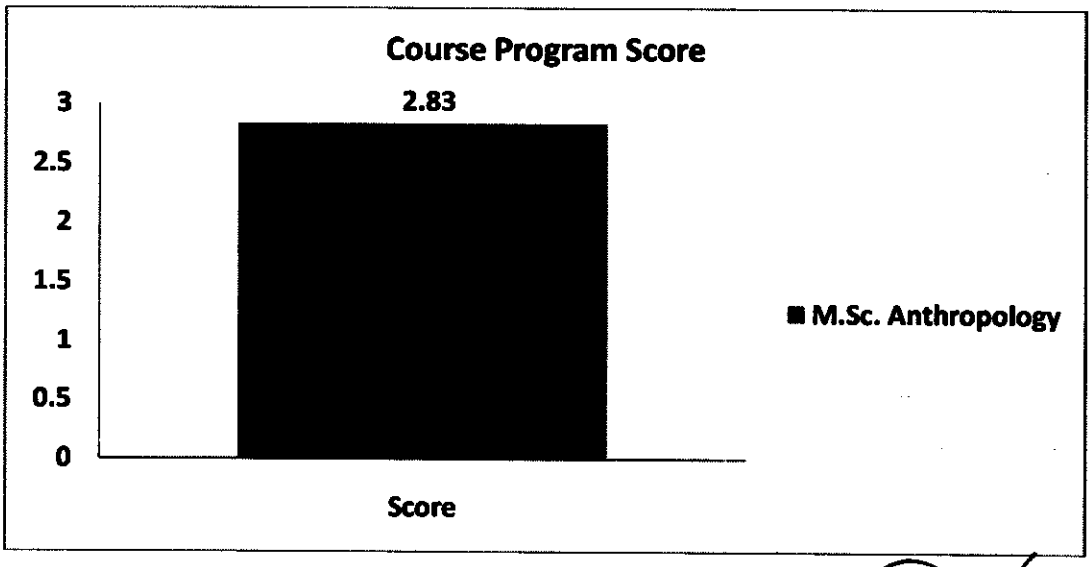

(Dr. Ashok Pradhan)
Professor & Head
SoS in Anthropology
Pt. Ravishankar Shukla University
Raipur (C.G.)

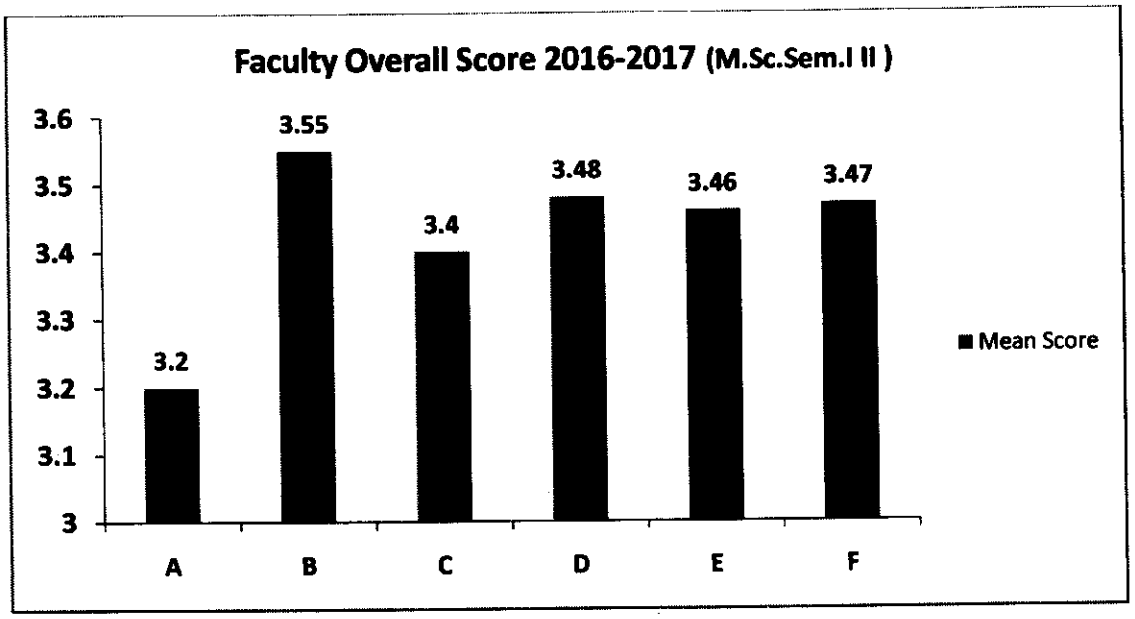

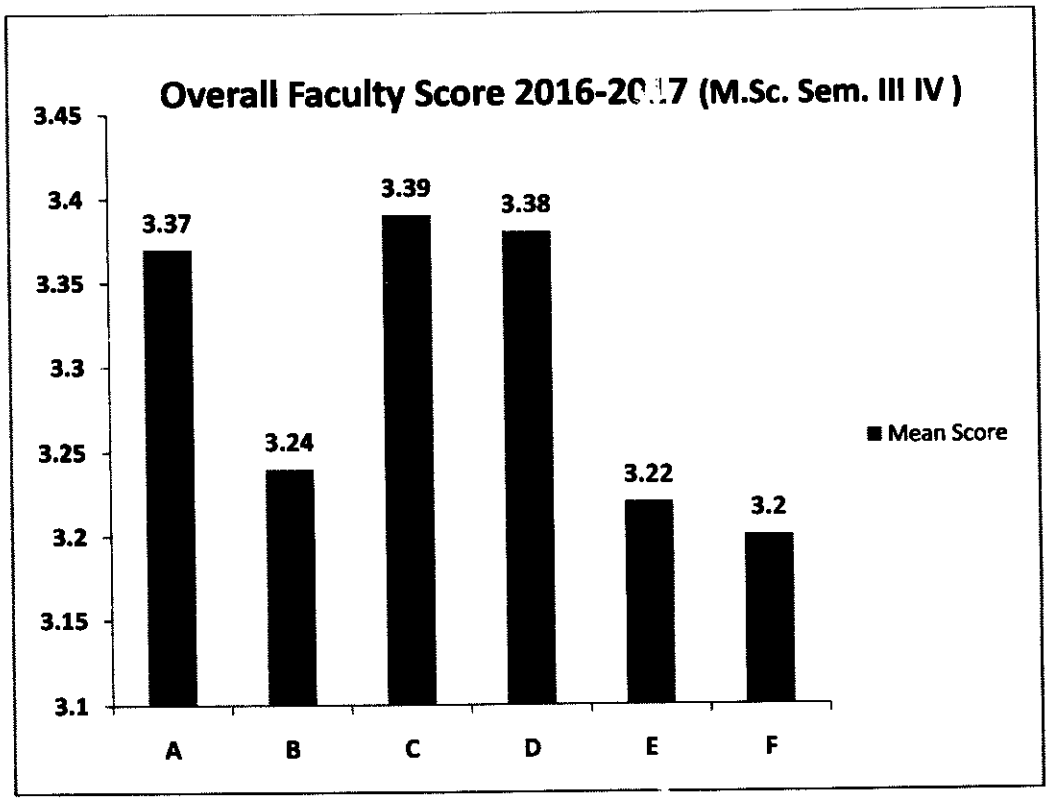

(Dr. Ashok Pradhan)
Professor & Head
SoS in Anthropology
Pt. Ravishankar Shukla University
Raipur (C.G.)

School of Studies in Anthropology
Pt. Ravishankar Shukla University, Raipur

Parents Feedback Report M.Sc. Sem. I II Session 2016-2017

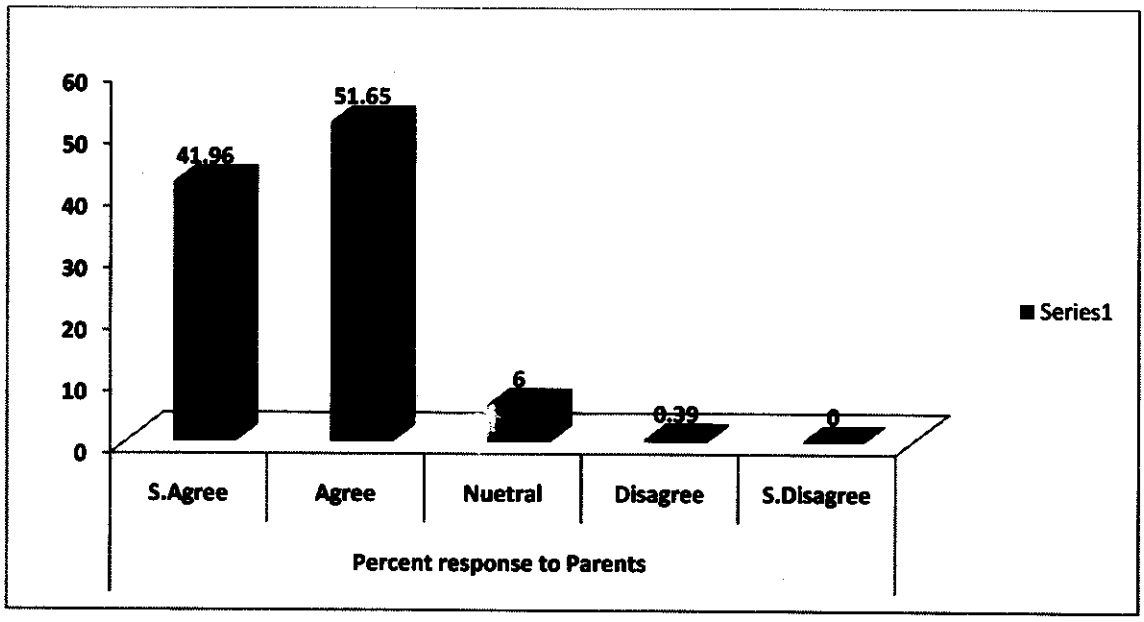

Parents Feedback Report M.Sc. Sem. III IV Session 2016-2017

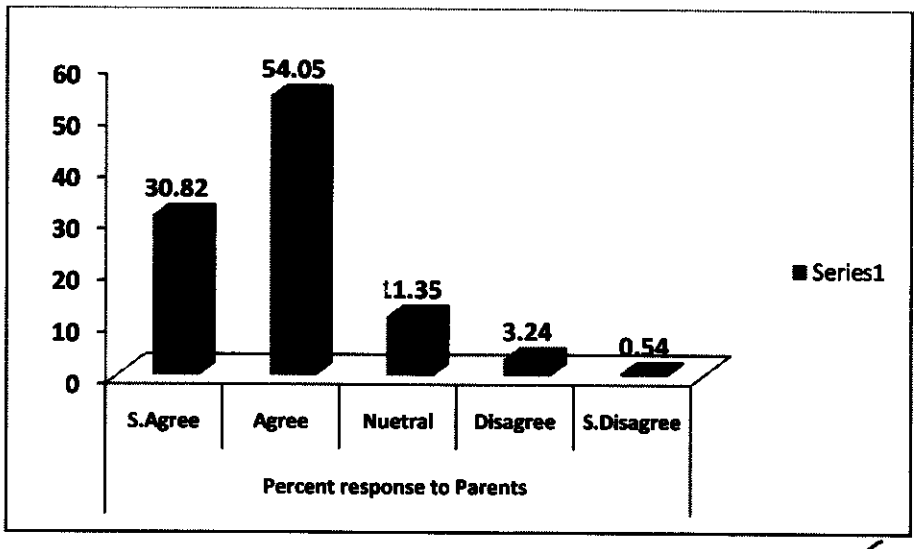

(Dr. Ashok Pradhan)
Professor & Head
SoS in Anthropology
Pt. Ravishankar Shukla University
Raipur (C.G.)

1. Necessary steps are taken by the teacher in charge of field work for the security of the students. However if it is felt that more care should be taken Department will take care of it in future

(Dr. Ashok Pradhan)
Professor & Head
SoS in Anthropology
Pt. Ravishankar Shukla University
Raipur (C.G.)

(17)

पं. रविशंकर शुक्ल विश्वविद्यालय, रायपुर (छत्तीसगढ़)

पाठ्यक्रम के लिए विद्यार्थियों द्वारा दी जाने वाली फीडबैक

प्रश्नावली – 1

पाठ्यक्रम / कार्यक्रम :	मानवविज्ञान
सेमेस्टर :	I & II
वर्ष :	2016 – 2017

क्रम संख्या	पैरामीटर (मापक)	अति उत्तम	उत्तम	संतोषप्रद	असंतोषप्रद
1.	पाठ्यक्रम में विषयवस्तु की संरचना प्रोजेक्ट कार्य सहित (यदि कोई हो तो)			✓	
2.	पाठ्यक्रम कितना पूरा हुआ ?			✓	
3.	वास्तविक जीवन में पाठ्यक्रम कितना उपयोगी है।			✓	
4.	अधिगम मूल्य (ज्ञान संकल्पना, पुस्तकीय कौशल, विश्लेषण योग्यता दृष्टिकोण का विस्तार)			✓	
5.	पाठ्य–सामग्री की स्पष्टता और प्रासंगिकता		✓		
6.	अन्य स्रोत सामग्री की प्रासंगिकता (पुस्तकालय)	✓			
7.	छात्रों का वांछित प्रयास		✓		
8.	प्रतिपुष्टि के लिए पर्याप्त समय (श्रमकइंबा) का प्रावधान		✓		
9.	समग्र आंकलन		✓		

(Dr. Ashok Pradhan)
Professor & Head
SoS in Anthropology
Pt. Ravishankar Shukla University
Raipur (C.G.)

पं. रविशंकर शुक्ल विश्वविद्यालय, रायपुर (छत्तीसगढ़)

शिक्षकों के लिए विद्यार्थियों द्वारा दी जाने वाली प्रतिक्रिया (फीडबैक)

प्रश्नावली – 2

टीप : विद्यार्थियों द्वारा शिक्षको की प्रतिपुष्टि (प्रत्येक शिक्षक क लिए, कृपया केवल उन्हीं शिक्षकों के लिए प्रतिपुष्टि दें जिन्होंने आप को अर्धसत्र में पढ़ाया है।)

प्राध्यापक का नाम :	DR. MITRA SHREE MITRA
पाठ्यक्रम का नाम :	

क्रम संख्या	पैरामीटर (मापक)	बहुत अच्छा	अच्छा	संतोषप्रद	असंतोषप्रद
1.	शिक्षक का ज्ञान आधार (जैसा आपने देखा)	✓			
2.	संप्रेषण दक्षता (अभिव्यक्ति और बोधगम्यता के संदर्भ में)	✓			
3.	शिक्षक की लगनशीलता/ प्रतिबद्धता		✓		
4.	शिक्षक द्वारा उत्पन्न की गई अभिरुचि		✓		
5.	विषयवस्तु को वातावरण/अन्य विषयों के साथ पाठ्यक्रम को एकीकृत करने की दक्षता	✓			
6.	विषयवस्तु का अन्य पाठ्यक्रमों से समन्वित करने की योग्यता		✓		
7.	कक्षा में व कक्षा के बाहर शिक्षक की सुगमता (आगे की शिक्षा एवं कक्षा के बाहर विचार–विमर्श करने के लिए शिक्षक उपलब्ध रहते हैं)	✓			
8.	छात्रों (विषयवस्तु की बोधगम्यता) का मूल्यांकन करने की दृष्टि से शिक्षक प्रश्नमंच/परीक्षण/ कार्यावंटन/परीक्षा/प्रोजेक्ट इत्यादि का आयोजन करता है।		✓		
9.	समग्र आंकलन		✓		

(Dr. Ashok Pradhan)
Professor & Head
SoS in Anthropology
Pt. Ravishankar Shukla University
Ra... (C.G.)

① Bhanti Mandle - A

(1)

पं. रविशंकर शुक्ल विश्वविद्यालय, रायपुर (छत्तीसगढ़)

पाठ्यक्रम के लिए विद्यार्थियों द्वारा दी जाने वाली फीडबैक

प्रश्नावली – 1

पाठ्यक्रम/कार्यक्रम :	M.Sc. Anthropology.
सेमेस्टर :	IV th
वर्ष :	2017

क्रम संख्या	पैरामीटर (मापक)	4 अति उत्तम	3 उत्तम	2 संतोषप्रद	1 असंतोषप्रद
1.	पाठ्यक्रम में विषयवस्तु की संरचना प्रोजेक्ट कार्य सहित (यदि कोई हो तो)			✓	
2.	पाठ्यक्रम कितना पूरा हुआ ?			✓	
3.	वास्तविक जीवन में पाठ्यक्रम कितना उपयोगी है।		✓		
4.	अधिगम मूल्य (ज्ञान संकल्पना, पुस्तकीय कौशल, विश्लेषण योग्यता दृष्टिकोण का विस्तार)		✓		
5.	पाठ्य–सामग्री की स्पष्टता और प्रासंगिकता	✓			
6.	अन्य स्रोत सामग्री की प्रासंगिकता (पुस्तकालय)		✓		
7.	छात्रों का वांछित प्रयास		✓		
8.	प्रतिपुष्टि के लिए पर्याप्त समय (थ्समकइंबा) का प्रावधान		✓		
9.	समग्र आंकलन		✓		

(Dr. Ashok Pradhan)
Professor & Head
SoS in Anthropology
Pt. Ravishankar Shukla University
Raipur (C.G.)

पं. रविशंकर शुक्ल विश्वविद्यालय, रायपुर (छत्तीसगढ़)

शिक्षकों के लिए विद्यार्थियों द्वारा दी जाने वाली प्रतिक्रिया (फीडबैक)

प्रश्नावली – 2

टीप : विद्यार्थियों द्वारा शिक्षको की प्रतिपुष्टि (प्रत्येक शिक्षक क लिए, कृपया केवल उन्हीं शिक्षकों के लिए प्रतिपुष्टि दें जिन्होंने आप को अर्धसत्र में पढ़ाया है।)

प्राध्यापक का नाम :	Dr. Ashok pradhan
पाठ्यक्रम का नाम :	

क्रम संख्या	पैरामीटर (मापक)	बहुत अच्छा	अच्छा	संतोषप्रद	असंतोषप्रद
1.	शिक्षक का ज्ञान आधार (जैसा आपने देखा)	✓			
2.	संप्रेषण दक्षता (अभिव्यक्ति और बोधगम्यता के संदर्भ में)	✓			
3.	शिक्षक की लगनशीलता/ प्रतिबद्धता	✓			
4.	शिक्षक द्वारा उत्पन्न की गई अभिरुचि	✓			
5.	विषयवस्तु को वातावरण/अन्य विषयों के साथ पाठ्यक्रम को एकीकृत करने की दक्षता	✓			
6.	विषयवस्तु का अन्य पाठ्यक्रमों से समन्वित करने की योग्यता	✓			
7.	कक्षा में व कक्षा के बाहर शिक्षक की सुगमता (आगे की शिक्षा एवं कक्षा के बाहर विचार–विमर्श करने के लिए शिक्षक उपलब्ध रहते हैं)	✓			
8.	छात्रों (विषयवस्तु की बोधगम्यता) का मूल्यांकन करने की दृष्टि से शिक्षक प्रश्नमंच/परीक्षण/ कार्यावंटन/परीक्षा/प्रोजेक्ट इत्यादि का आयोजन करता है।	✓			
9.	समग्र आंकलन	✓			

(Dr. Ashok Pradhan)
Professor & Head
SoS in Anthropology
Pt. Ravishankar Shukla University
Raipur (C.G.)

पं. रविशंकर शुक्ल विश्वविद्यालय, रायपुर (छत्तीसगढ़)

पालकों द्वारा फीडबैक

नाम :	Shiv Kumar Dandekar	लिंग :	Male
शिक्षा :	Graduate	उम्र :	50
विद्यार्थी का नाम :	Akanksha Dandekar	व्यवसाय :	Govt. Job.

क्रम संख्या	विवरण	पूर्ण रूप से सहमत	सहमत	तटस्थ	असहमत	पूर्ण रूप से असहमत
1.	मेरे पुत्र/पुत्री का विश्वविद्यालय में प्रवेश होना मेरे लिए गर्व की बात है।		✓			
2.	विश्वविद्यालय की स्वच्छ एवं स्पष्ट और पारदर्शी है	✓				
3.	विश्वविद्यालय के प्राध्यापकों द्वारा मेरे पाल्य के ज्ञान में सुधार हो रहा है।	✓				
4.	विश्वविद्यालय का अनुशासन अच्छा है।		✓			
5.	विश्वविद्यालय का वातावरण सीखने के लिए श्रेष्ठ है।		✓			
6.	विश्वविद्यालय से जुड़ने के पश्चात् पाल्य (पुत्र/पुत्री) के व्यवहार में सकारात्मक बदलाव आया है।	✓				
7.	विश्वविद्यालय के प्रति मेरा आदर भाव है।	✓				
8.	पं. रविशंकर शुक्ल वि.वि. छत्तीसगढ़ के उत्तम विश्वविद्यालय में से एक है।		✓			

(Dr. Ashok Pradhan)
Professor & Head
SoS in Anthropology
Pt. Ravishankar Shukla University
Raipur (C.G.)

क्रम संख्या	विवरण	पूर्ण रूप से सहमत	सहमत	तटस्थ	असहमत	पूर्ण रूप से असहमत
9.	विश्वविद्यालय की समस्त जानकारियाँ सभी की पहुँच में है।		✓			
10.	पाठ्यक्रम की रूपरेखा उत्तम है और छात्रों को सीखने की क्षमता को प्रोत्साहित करती है।		✓			
11.	पाठ्यक्रम की संरचना में रोजगार को प्राथमिकता दी जाती है।	✓				
12.	पाठ्यक्रम को वर्तमान परिवर्तनों के साथ समाहित किया गया है।	✓				
13.	विश्वविद्यालय कर्मचारी का व्यवहार सहयोगात्मक है।		✓			

भविष्य में सुधार हेतु सलाह

Field work में बच्चों की सुरक्षा के प्रति विशेष ध्यान रखना चाहिए ताकि बच्चे अपने शिक्षा से अलग न हो।

(Dr. Ashok Pradhan)
Professor & Head
SoS in Anthropology
Pt. Ravishankar Shukla University
Raipur (C.G.)

क्रम संख्या	विवरण	पूर्ण रूप से सहमत	सहमत	तटस्थ	असहमत	पूर्ण रूप से असहमत
9.	विश्वविद्यालय की समस्त जानकारियाँ सभी की पहुँच में है।		✓			
10.	पाठ्यक्रम की रूपरेखा उत्तम है और छात्रों को सीखने की क्षमता को प्रोत्साहित करती है।		✓			
11.	पाठ्यक्रम की संरचना में रोजगार को प्राथमिकता दी जाती है।	✓				
12.	पाठ्यक्रम को वर्तमान परिवर्तनों के साथ समाहित किया गया है।	✓				
13.	विश्वविद्यालय कर्मचारी का व्यवहार सहयोगात्मक है।		✓			

भविष्य में सुधार हेतु सलाह

Field work में बच्चों की सुरक्षा के प्रति विशेष ध्यान रखना चाहिए ताकि बच्चे अपने Risk से अलग न हो

(Dr. Ashok Pradhan)
Professor & Head
SoS in Anthropology
Pt. Ravishankar Shukla University
Raipur (C.G.)

School of Studies in Biotechnology

Action Taken Report
&
Summary of Analysis
Feedback from Support Staff (2016-17)

Scale

Strongly Agree	Agree	Neutral	Disagree	Strongly disagree
5	4	3	2	1

Parameters (%)				
Strongly Agree	Agree	Neutral	Disagree	Strongly disagree
23.21	62.5	5.35	7.14	1.78

Suggestions for further improvement:

ST	There should be promotion scheme for Research Associates
RRM	Promotion of employee should be done according to work and post regularly, on the basis of proper rules and regulation
RKV	Proper channel promotion should be taken place on the basis of post
MB	Quarter allotment for support staff
SM	No comment

Key:

ST	Shubhra Tiwari
RRM	Raghu Ram Markam
RKV	Ramesh Kumar Verma
MB	Manju Bhagat
SM	Santosh Manikpuri

10/8/18

Professor & Head
SOS In Biotechnology
Pt. Ravishankar Shukla University
Raipur-492 010 (C. G.)

Feedback Inventory for Students (Questionnaire -1)

4	3	2	1	0
A	B	C	D	
Very good	Good	Satisfactory	Unsatisfactory	

Overall rating by Students

Class	M.Sc.	
	I sem.	III Sem.
No. of Students	15	21
Total Score	3.002	3.169

	Strength of Students		Parameters (%)			
Class	Participant	Total	Very Good	Good	Satisfactory	Unsatisfactory
M.Sc. I	15	18	0.00	55.56	44.44	0.00
M.Sc. III	21	21	0.00	100.00	0.00	0.00

https://www.surveymonkey.com/summary/KeTprlyr608YrRnLvfVeKvKob_2BoQexohY6O38gGAmN2QFeq4Ed6HniRa2XX6lvCo?ut_source=my_surveys_list

Feedback Inventory for Students
(Questionnaire -2)

4	3	2	1	0
A	B	C	D	
Very good	Good	Satisfactory	Unsatisfactory	

Overall rating of Faculty

	M.Sc. II	M.Sc. IV
No. of Student	**17**	**05**
Total Score	**3.002**	**3.169**
Name of Faculty	**-**	**-**
KK	**-**	**3.550**
NC	**3.889**	**3.77**
NK	**2.880**	**-**
AQ	**3.636**	**-**
KS	**2.975**	**-**
ST	**2.917**	**-**

Class	Faculty Name	**Parameters (%)**			
		Very Good	Good	Satisfactory	Unsatisfactory
M.Sc. II (Jan-May, 2016)	**KK**	11.76	47.06	35.29	5.88
	NC	11.76	58.82	29.41	0.00
	NK(Contract)	11.76	47.06	29.41	11.76
	AQ	64.71	29.41	5.88	0.00
	KS	11.76	41.18	35.29	11.76
	ST	11.76	23.53	52.94	11.76
M.Sc. IV (Jan-May,	KKS	0.00	60.00	40.00	0.00
	ST	0.00	60.00	40.00	0.00
	NK(Contract)	20.00	40.00	40.00	0.00

https://www.surveymonkey.com/summary/KeTprlyr608YrRnLvfVeKvKob_2BoQexohY6O38gGAmN2QFeq4Ed6HniRa2XX6lvCo?ut_source=my_surveys_list

2016)	KC	20.00	80.00	0.00	0.00
	KK	0.00	80.00	20.00	0.00
	AQ	60.00	40.00	0.00	0.00
	VT	0.00	100.00	0.00	0.00
Over all rating	KLT	66.67	33.33	0	0
	SKJ	50	50	0	0

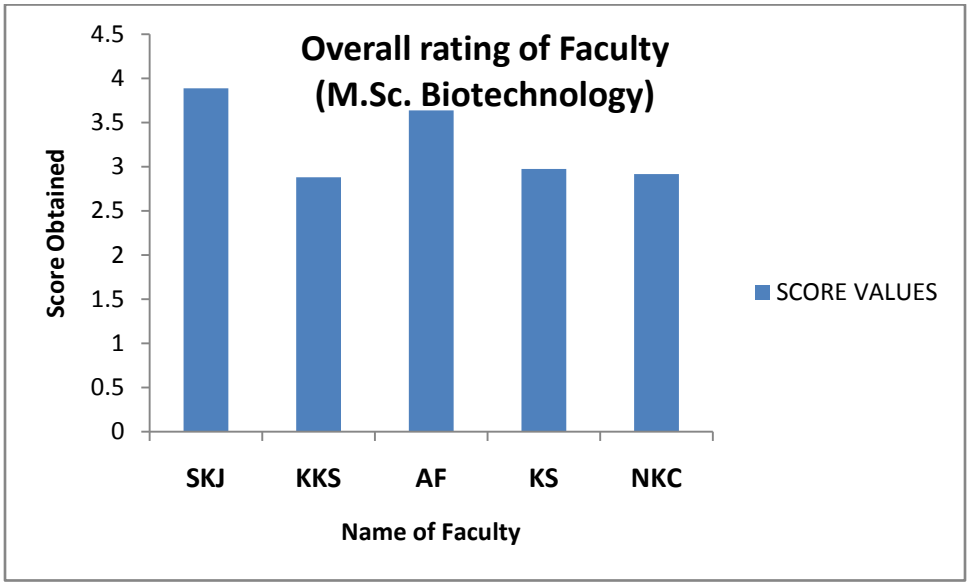

https://www.surveymonkey.com/summary/KeTprlyr608YrRnLvfVeKvKob_2BoQexohY6O38gGAmN2QFeq4Ed6HniRa2XX6lvCo?ut_source=my_surveys_list

M.Phil. Biotechnology

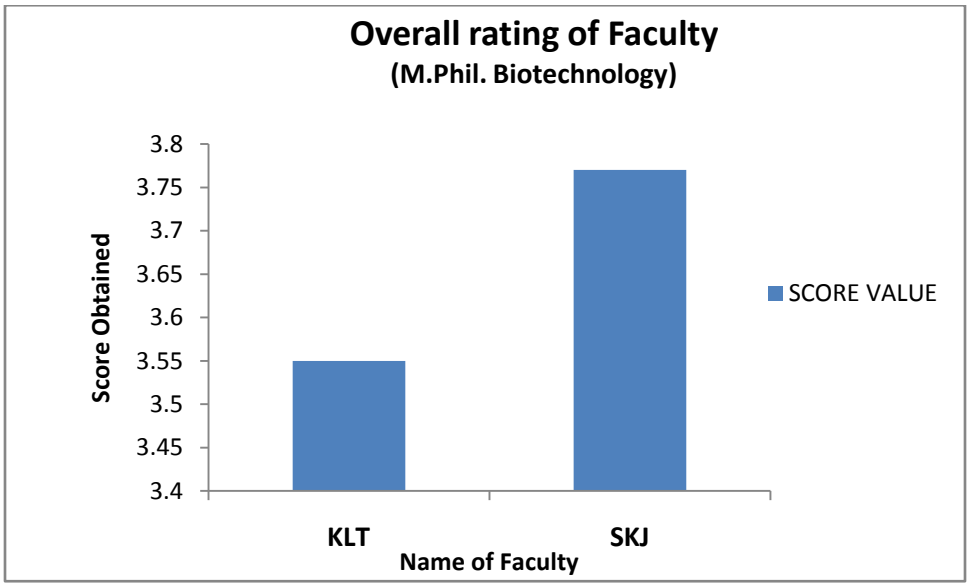

Key:

Name of Faculty	
KLT	Prof. K. L. Tiwari
SKJ	Prof. S. K. Jadhav
KKS	Dr. K. K. Sahu
AQ	Dr. Afaque Quraishi
KS	Dr. K. K. Shukla
NKC	Mr. Nagendra K. Chandrawanshi

https://www.surveymonkey.com/summary/KeTprlyr608YrRnLvfVeKvKob_2BoQexohY6O38gGAmN2QFeq4Ed6HniRa2XX6lvCo?ut_source=my_surveys_list

Feedback Inventory for Students (For final year students only)
(Questionnaire -3)

4	3	2	1	0
A	B	C	D	
Very good	Good	Satisfactory	Unsatisfactory	

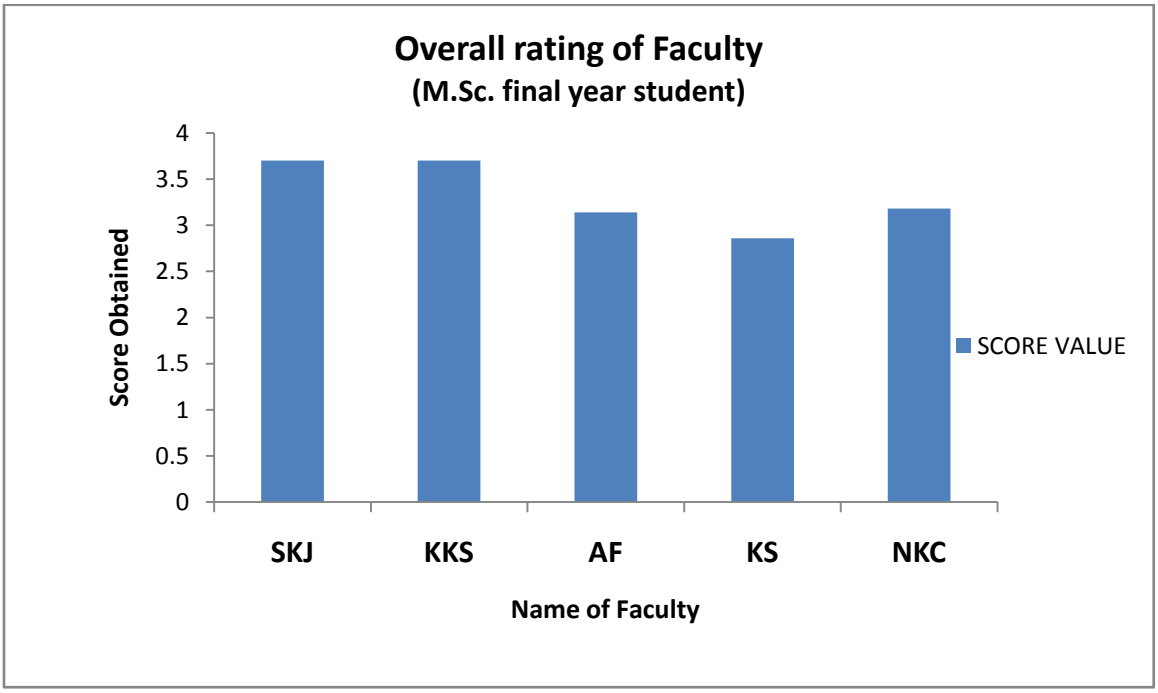

Class	Participant	Total	Very Good	Good	Satisfactory	Unsatisfactory
M.Sc.	6	8	64.475	19.764	10.001	9.793
M.Phil.	3		60.00	30.00	0.00	10.00

https://www.surveymonkey.com/summary/KeTprlyr608YrRnLvfVeKvKob_2BoQexohY6O38gGAmN2QFeq4Ed6HniRa2XX6lvCo?ut_source=my_surveys_list

Name of Faculty		MSc IV	
KLT	Prof. K. L. Tiwari		
SKJ	Prof. S. K. Jadhav	13-KKS	60.475
KKS	Dr. K. K. Sahu	14-VT74.999	74.999
AQ	Dr. Afaque Quraishi	15-NC	63.333
KS	Dr. K. K. Shukla	16-AQ KK	72.999
NKC	Mr. Nagendra K. Chandrawanshi		

https://www.surveymonkey.com/summary/KeTprlyr608YrRnLvfVeKvKob_2BoQexohY6O38gGAmN2QFeq4Ed6HniRa2XX6lvCo?ut_source=my_surveys_list

Feedback from Parents

5	4	3	2	1
Strongly agree	Agree	Neutral	Disagree	Strongly disagree

	Feedback from Parents			
	M.Sc. (I sem)	**M.Sc. (IV)**	**M.Phil.**	**PhD**
No. of Student	04	04	06	03
Total Score	3.714	3.692	4.243	3.929

Comments

MB1 No improvement

MB2 1. Not proper checking of answer sheet and no improvement when the answer sheet is in renewal and revaluation
2. Renewal fees should be return back after no improvement.
3. Exam fees deposition should be done in the particular department.

MB3 No suggestion

MB4 1. Career guidance should be available
2. Transportation service should be available
3. Teaching fees should be lowered

BT6 No suggestion , satisfied

BT7 Job oriented courses or workshop should be organized by University

BT8 It should be placement after completion of courses.

https://www.surveymonkey.com/summary/KeTprlyr608YrRnLvfVeKvKob_2BoQexohY6O38gGAmN2QFeq4Ed6HniRa2XX6lvCo?ut_source=my_surveys_list

Feedback from Alumni

5	4	3	2	1
Strongly agree	Agree	Neutral	Disagree	Strongly disagree

Total Participant	Parameters (%)				
	Strongly Agree	Agree	Neutral	Disagree	Strongly Disagree
14	28.570	64.287	6.349	0.000	0.793

Suggestions

PhD/1, 2006 Member of the Alumni Association should be log in to the website and interact with other alumni - thus forging and reinforcing relationships probably formed in their student years at SOS in Biotechnology.

MSc/2 2012 No comments

MSc/3 2012 The association could have to go for some social activities in field of education as well as for aware the people to fight from social problems.

PhD/5 2013 Development to system for proper activity and promote to add new members in increasing way.

MSc/6 2012

In our next Alumni we will try to plan for plantation or we can do one more social activity like collecting old clothes, shoes and distribute to poor people.

MSc/7 2010 I want to suggest that to alumni, social and creative contribution is a need, so think about this direction.

https://www.surveymonkey.com/summary/KeTprlyr608YrRnLvfVeKvKob_2BoQexohY6O38gGAmN2QFeq4Ed6HniRa2XX6lvCo?ut_source=my_surveys_list

Action Taken Report

1. Feedback from Students, Parents and Alumni, analyzed through software (Monkey survey),
2. Also discussed in Staff Council meeting, problem and suggestions has resolved,
3. Through proper discussion and taken action for betterments.

https://www.surveymonkey.com/summary/KeTprlyr608YrRnLvfVeKvKob_2BoQexohY6O38gGAmN2QFeq4Ed6HniRa2XX6lvCo?ut_source=my_surveys_list

School of Studies in Chemistry

Feedback

Action Taken Report
&
Summary of Analysis
Session: 2016 – 17
A. Feedback Inventory for Students

Parameters of Responses (%) 2016 – 17 – IV SEM				
Very Good	Good	Satisfactory	Unsatisfactory	Total Response
30.2	45.6	18.2	0.7	30.00



Parameters of Responses (%) 2016 – 17 – II SEM				
Very Good	Good	Satisfactory	Unsatisfactory	Total Response
43.6	46.9	9.5	0.0	27.00



Session: 2016 – 17 [II – SEM]

S.N.	TEACHERS	Very good	Good	Satisfactory	Unsatisfactory
1.	PROF. K. K. GHOSH	65.8	32.1	2.1	0.0
2.	PROF. M. K. DEB	65.8	24.7	9.5	0.0
3.	PROF. SHAMSH PERVEZ	59.3	29.6	11.1	0.0
4.	PROF. S. S. BHOITE	29.6	30.0	39.9	0.4

5.	DR. M. K. RAI	32.9	33.7	30.5	2.9
6.	DR. M. L. SATNAMI	72.0	23.9	4.1	0.0
7.	BHUPENDRA KUMAR	45.3	40.3	14.4	0.0
8.	BHARTI VERMA	37.0	34.2	26.3	1.6

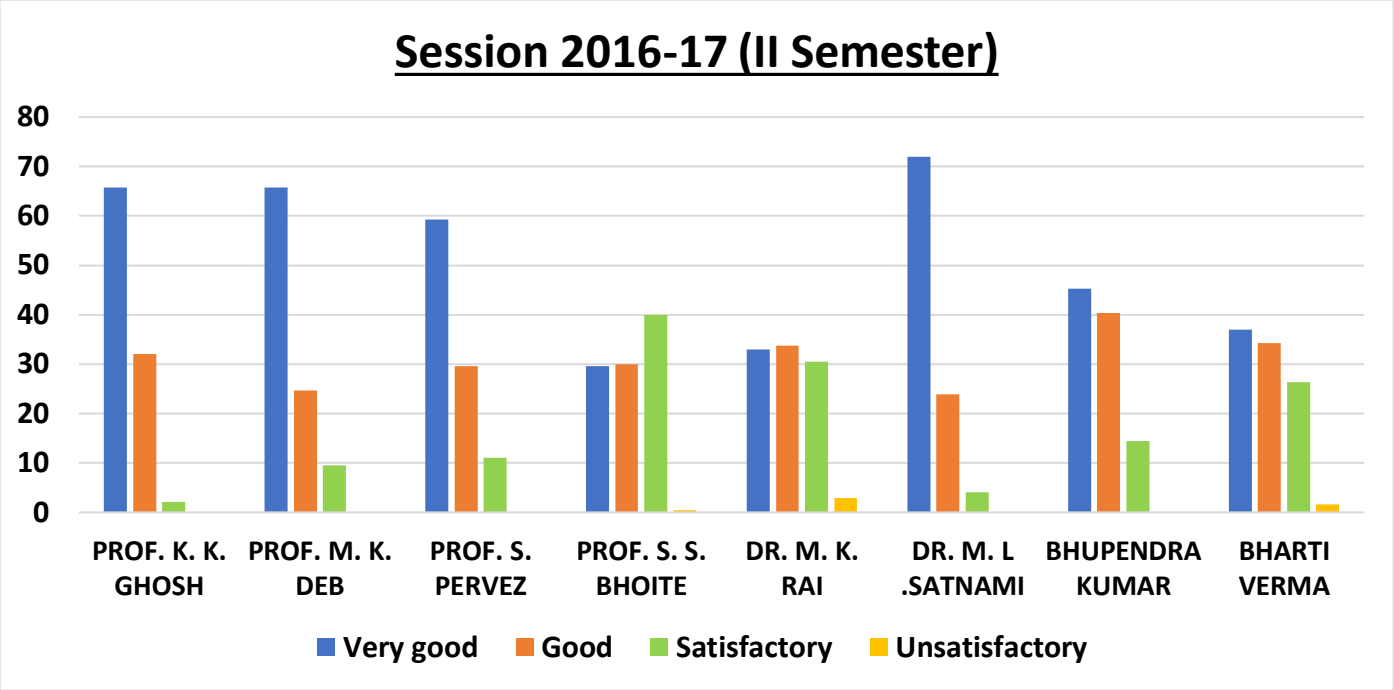

Session: 2016 – 17 [IV – SEM]

S.N.	TEACHERS	Very good	Good	Satisfactory	Unsatisfactory
1.	PROF. K. K. GHOSH	48.1	44.6	6.0	1.1
2.	PROF. M. K. DEB	55.1	36.5	6.3	1.8
3.	PROF. SHAMSH PERVEZ	53.3	31.9	10.2	4.2
4.	PROF. S. S. BHOITE	35.8	41.4	16.1	6.0

5.	DR. M. K. RAI	38.9	46.0	14.4	0.4
6.	DR. M. L. SATNAMI	47.0	41.4	10.5	0.4
7.	BHUPENDRA KUMAR	46.0	37.2	14.4	2.5
8.	BHARTI VERMA	36.5	46.0	13.7	3.2

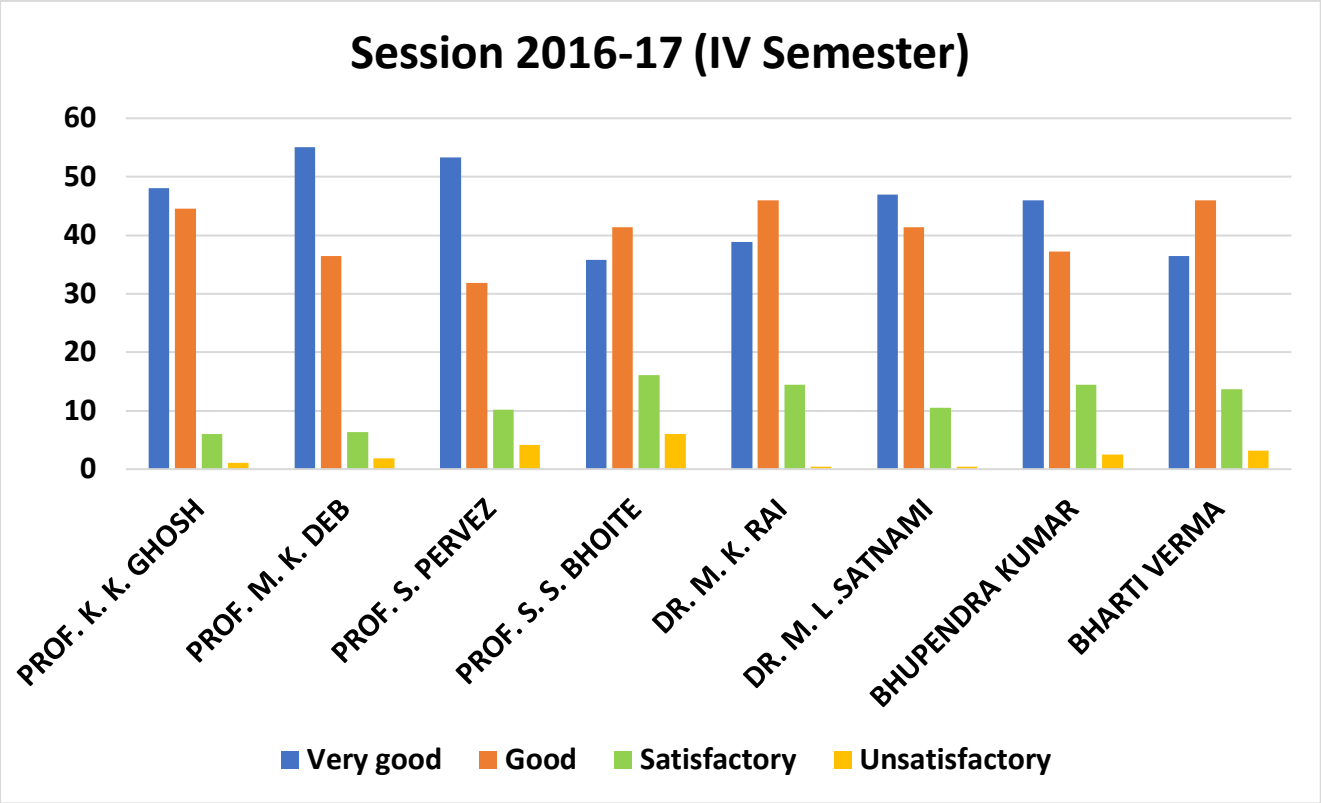

B. Action Taken Report

The feedback given by the students were analysed and discussed in Staff council meeting. Suitable action was taken so as to satisfy the expectations of students. This further helped us to improve the teaching methodology and pedagogy as per the expectations of the students.

School of Studies in Computer Science & IT

Pt. Ravishankar Shukla University, Raipur, Chhattisgarh

STUDENT FEEDBACK 2016-17

Abbreviations used

NAMES OF FACULTY			
SK	Dr. Sanjay Kumar	RK	Rubi Kambo
VKP	Dr. V. K. Patle	RP	Ramakant Prasad
DD	Deepak Kumar Deshmukh	LR	Lokesh Rathore
RS	Rahul Singh	CG	Chinmay Giri
KB	Kaushal Banjare	ST	Dr. Sameer Thakur

4	3	2	1
A	**B**	**C**	**D**
Very good	Good	Satisfactory	Unsatisfactory

No. of students participating -MCA(113); MSc(IT)(27);M.Phil.(CS)(09)=Total (149) ; Total faculty members - Permanent(02), Contract(06), Adhoc(02).

MCA

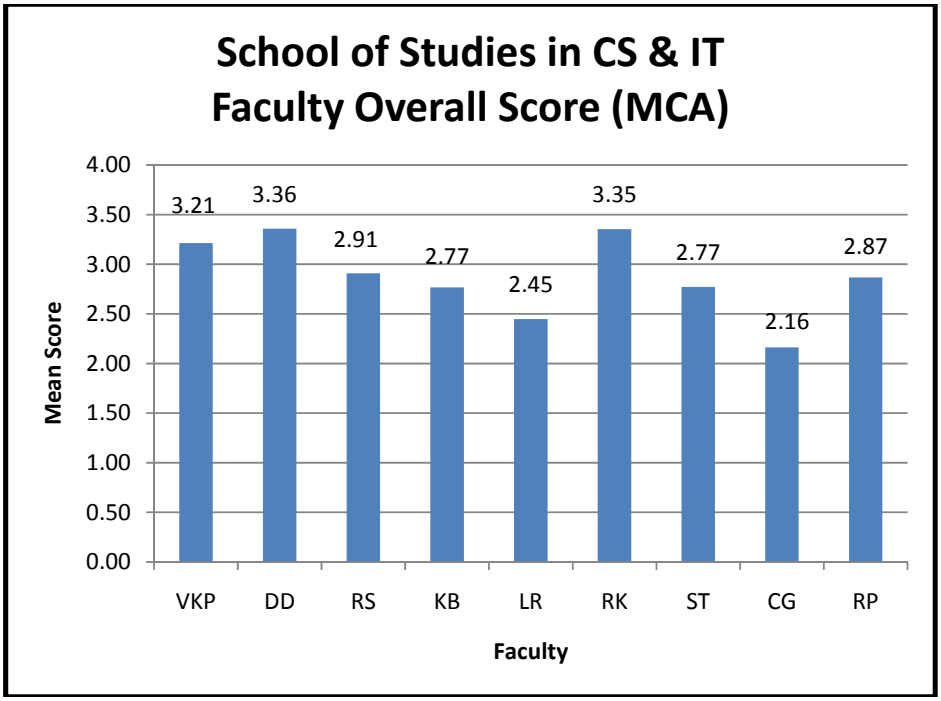

M.Sc.(IT)

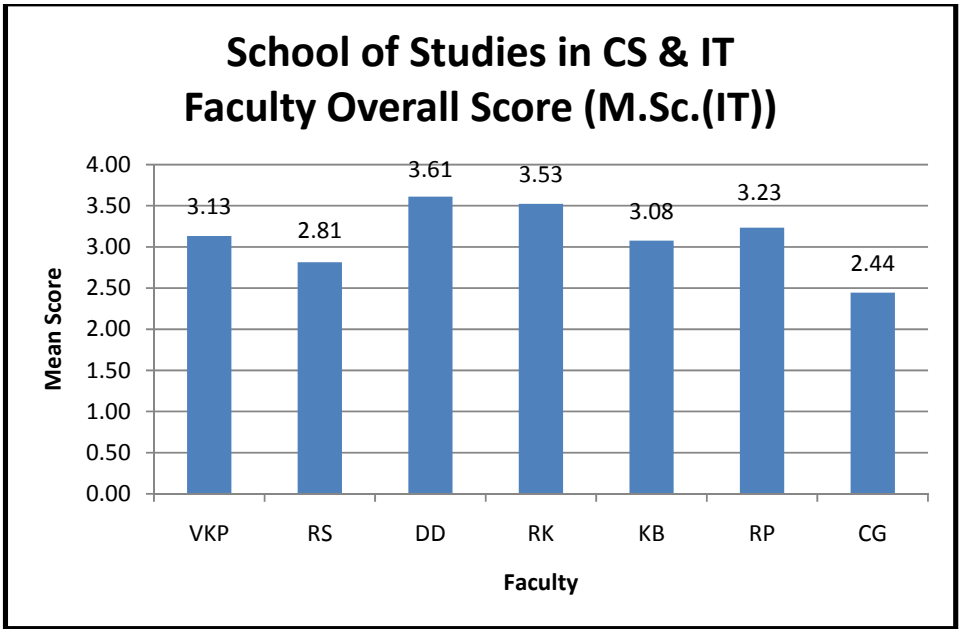
School of Studies in CS & IT
Faculty Overall Score (M.Sc.(IT))
Mean Score
4.00
3.50
3.00
2.50
2.00
1.50
1.00
0.50
0.00
3.13
2.81
3.61
3.53
3.08
3.23
2.44
VKP
RS
DD
RK
KB
RP
CG
Faculty

M.Phil.

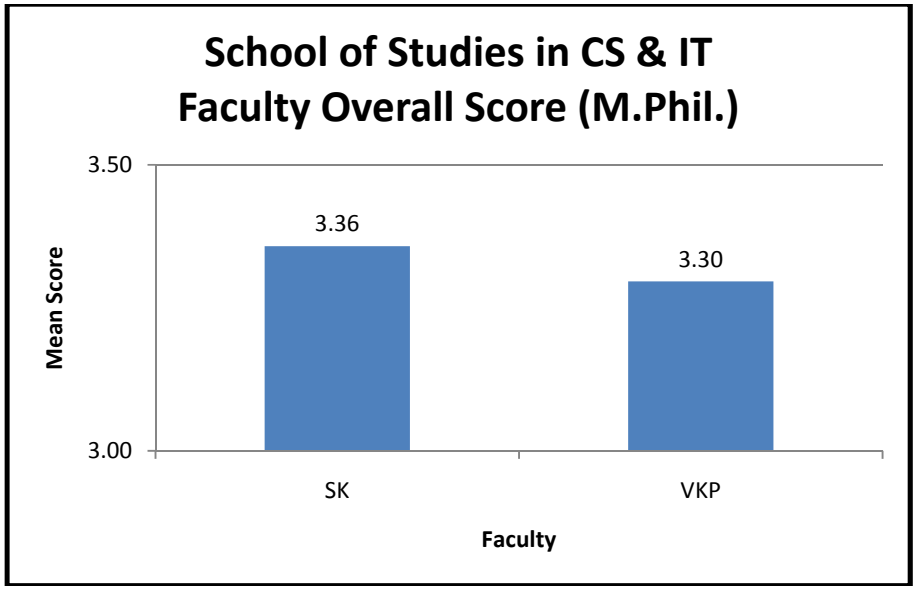
School of Studies in CS & IT
Faculty Overall Score (M.Phil.)
Mean Score
3.50
3.00
3.36
3.30
SK
VKP
Faculty

PERCENT RESPONSE TO COURSES

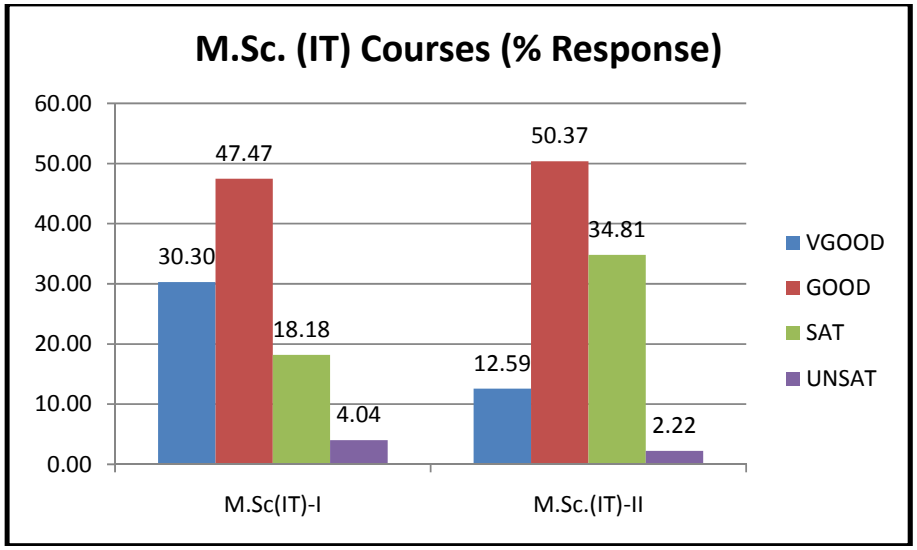

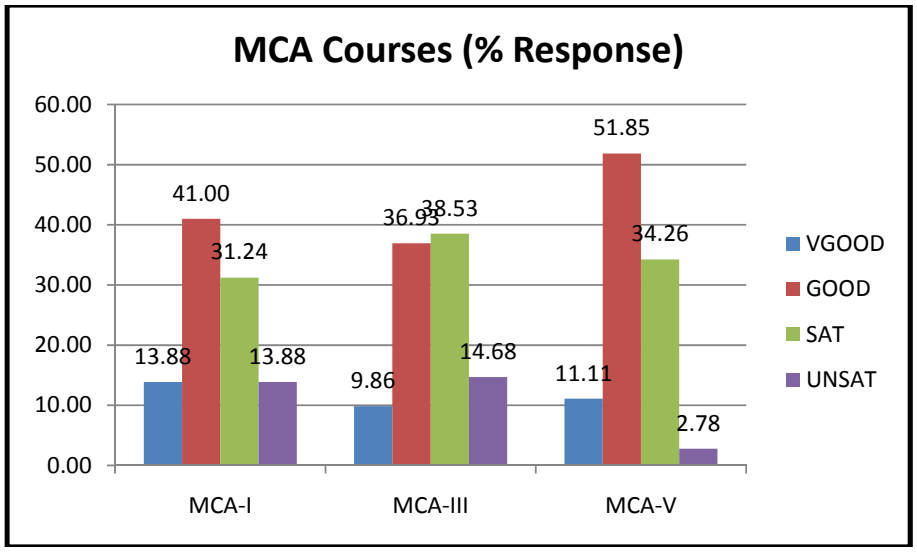

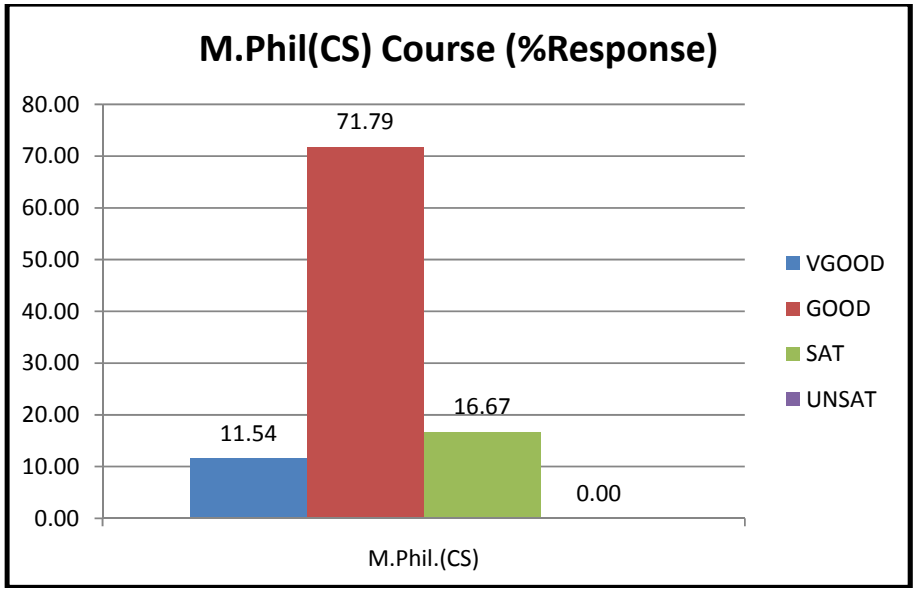

PERCENT RESPONSE TO FACULTY

MCA-I

	VGOOD	GOOD	SAT	UNSAT
RK	47.85	39.48	11.80	0.86
RP	26.51	40.95	26.29	6.25
DD	35.97	38.12	21.41	4.50
ST	23.44	41.72	25.16	9.68
CG	5.27	24.40	33.19	37.14

MCA-III

	VGOOD	GOOD	SAT	UNSAT
DD	54.29	31.32	12.30	2.09
KB	24.88	40.70	24.88	9.53
LR	10.05	29.45	28.77	31.74
RS	22.43	41.19	27.00	9.38
CG	16.20	34.03	28.70	21.06

MCA-V

	VGOOD	GOOD	SAT	UNSAT
VKP	24.79	51.28	19.66	4.27
DD	50.43	42.74	6.84	0.00
RS	17.95	51.28	27.35	3.42
RK	35.04	42.74	21.37	0.85
LR	12.82	39.32	34.19	13.68

M.Sc.(IT)-I

	VGOOD	GOOD	SAT	UNSAT
RK	82.41	15.74	1.85	0.00
CG	9.26	36.11	44.44	10.19
KB	34.58	33.64	27.10	4.67
DD	67.59	25.93	6.48	0.00
RP	43.52	36.11	20.37	0.00

M.Sc.(IT)-III

	VGOOD	GOOD	SAT	UNSAT
VKP	27.41	59.26	12.59	0.74
RS	21.05	64.66	13.53	0.75
KB	31.75	60.32	4.76	3.17
RK	33.33	60.00	4.44	2.22
RP	32.59	58.52	8.89	0.00

M.Phil.(CS)

	VGOOD	GOOD	SAT	UNSAT
SK	87.65	38.27	11.11	1.23
VKP	91.36	53.09	8.64	0.00

ACTION TAKEN REPORT

The overall score given by students to the faculty was circulated among the faculty members including adhoc members and necessary directions were given to the teachers for further improvement.

Head

PERCENT RESPONSE TO STAKEHOLDERS

	Strongly Agree	Agree	Neutral	Disagree	Strongly Disagree
Alumni	64.81	35.19	0.00	0.00	0.00
Parents	72.78	26.04	1.18	0.00	0.00
Support Staff	20.19	72.12	2.88	4.81	0.00

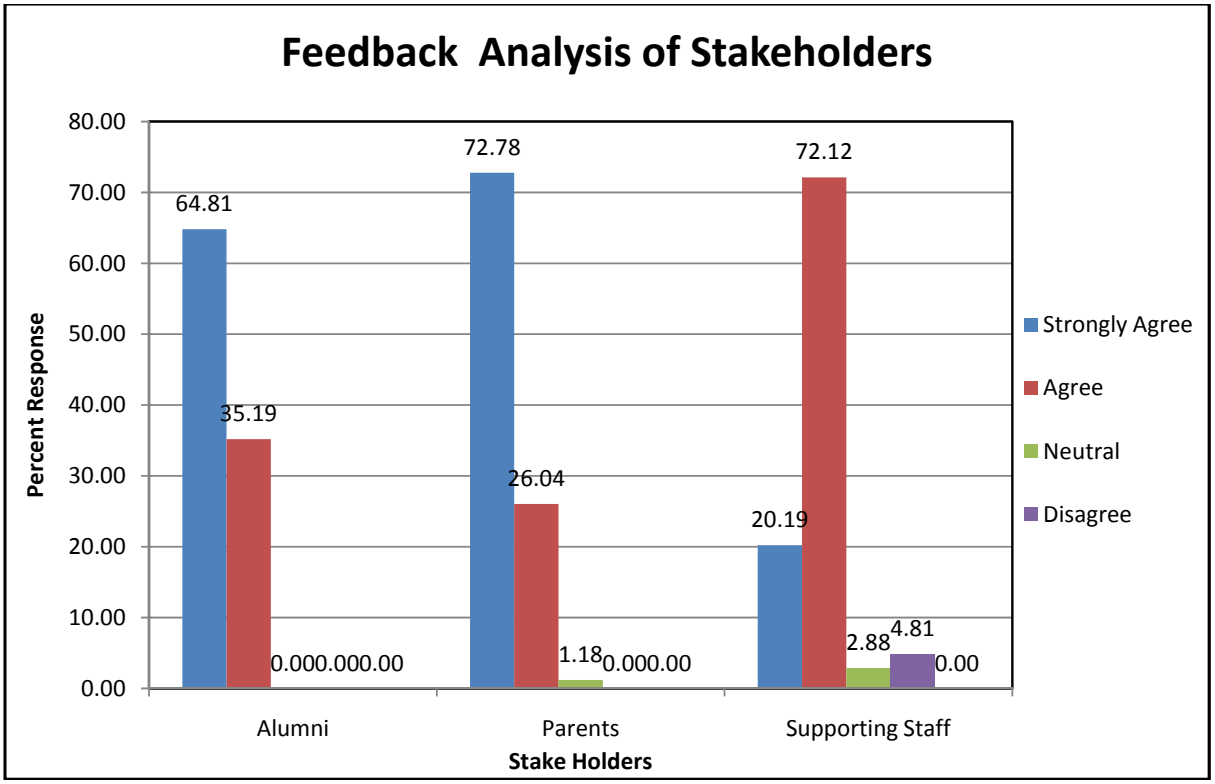

SOS IN ECONOMICS

STUDENT FEEDBACK 2016-17

Abbreviations used

Abbreviations	Name of Faculty
A	Dr. R. Prasad
B	Dr. A. K. Pandey
C	Dr. Ravindra Brahme
D	Dr. B. L. Sonekar
E	Dr. Archana Sethi
F	Dr. Sunil Kumeti

SCORING			
4	3	2	1
A	B	C	D
Very good	Good	Satisfactory	Unsatisfactory

No. of students participating –M.A. Economics IV Sem (22) =Total 22
Total faculty members Permanent (6) = Total 06

M.A. Programme Student Feedback

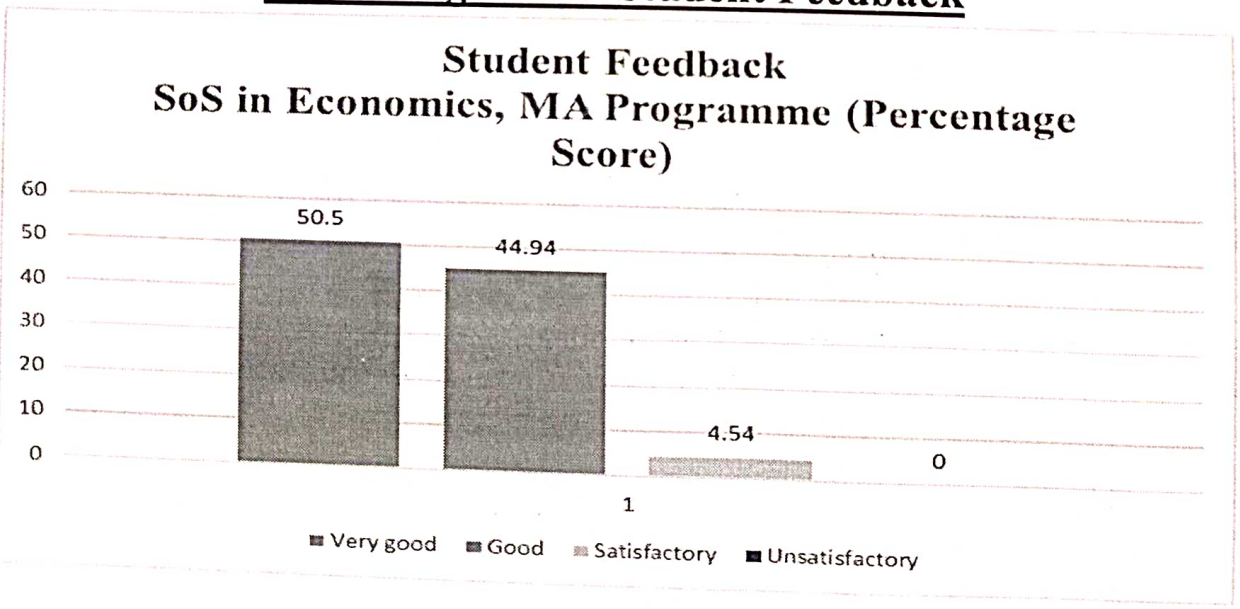

PERCENT RESPONSE

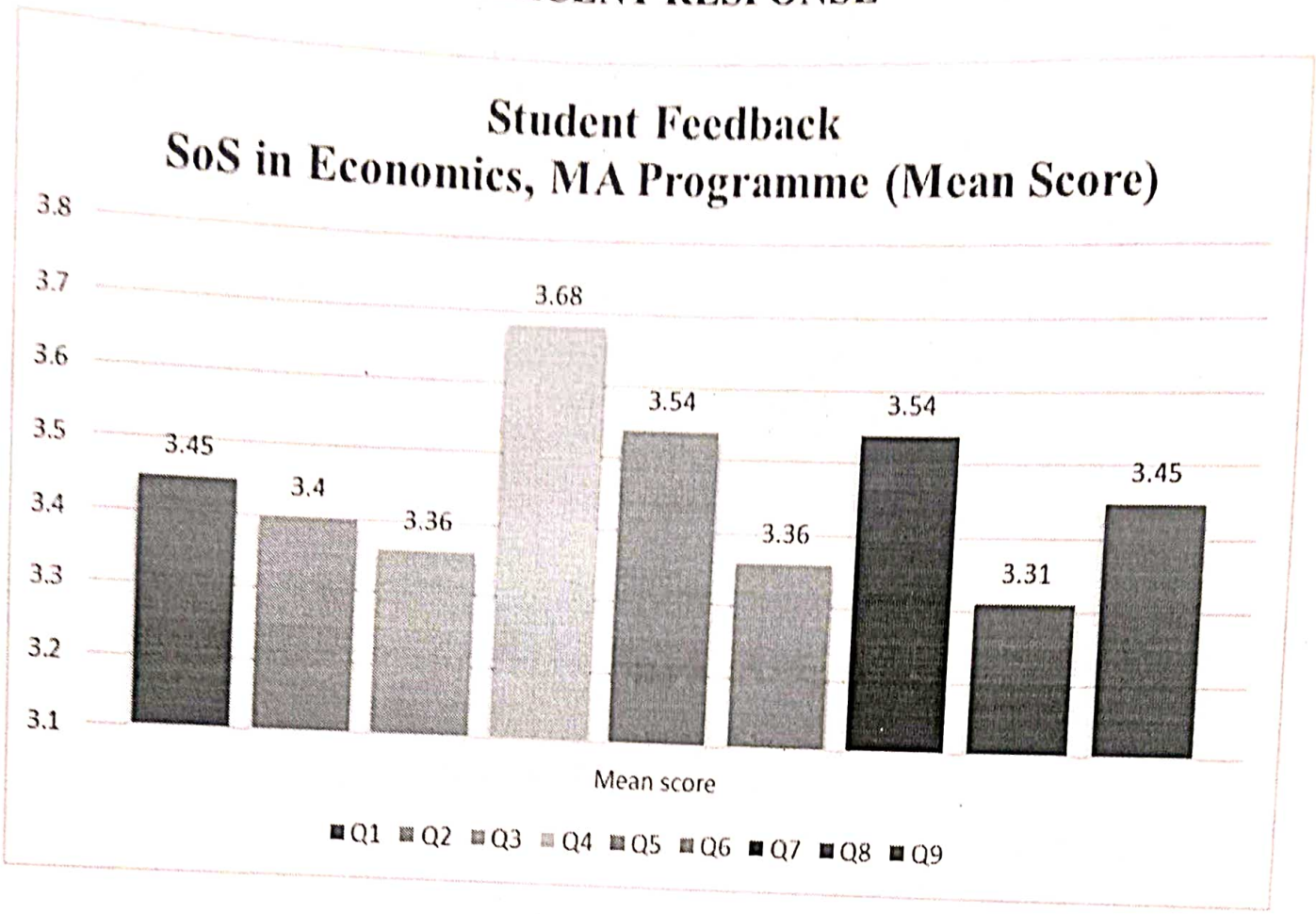

Faculty Student Feedback

Abbreviations	Name of Faculty	Mean Score
A	Dr. R. Prasad	3.52
B	Dr. A. K. Pandey	3.60
C	Dr. Ravindra Brahme	3.58
D	Dr. B. L. Sonekar	3.60
E	Dr. Archana Sethi	3.56
F	Dr. Sunil Kumeti	3.73

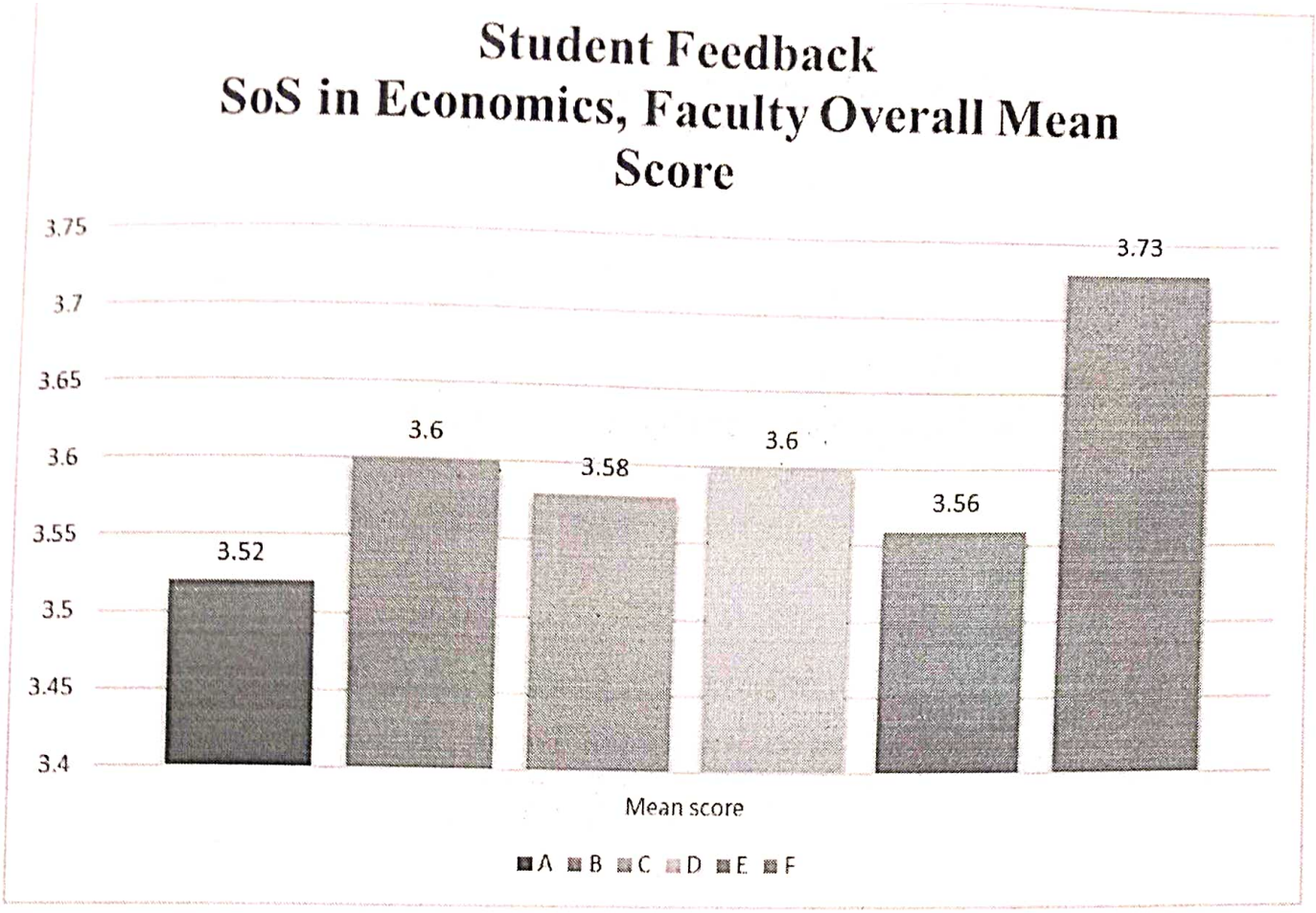

PERCENT RESPONSE TO FACULTY

M.A. Economics

FACULTY	VGOOD	GOOD	SAT	UNSAT
A	55.05	41.91	3.03	0
B	62.12	35.85	2.02	0
C	61.11	35.85	3.03	0
D	64.14	32.32	3.53	0
E	61.11	35.35	3.53	0
F	76.76	20.20	3.03	0

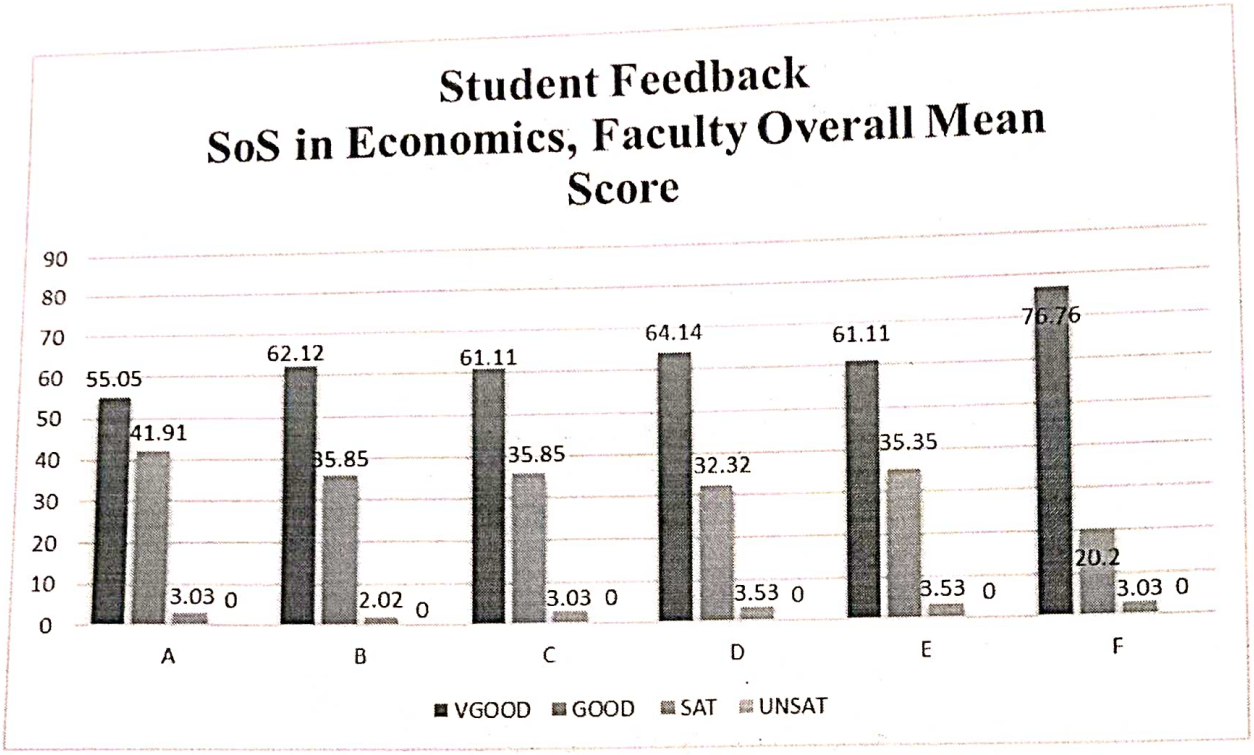

ACTION TAKEN REPORT

The overall score given by students to the faculty was circulated among the faculty members including adhoc members with the request for improvement in teaching.

Professor & Head
School of Studies in Economics
C.S.J.M. University, Kalyan (M.S.)

Name of Faculty
Professor in charge
Student feedback, SLS

COURSE	MEAN
M.SC. I	3.24
M.SC. II	3.39
M.SC.III	3.31
M.SC.IV	3.36

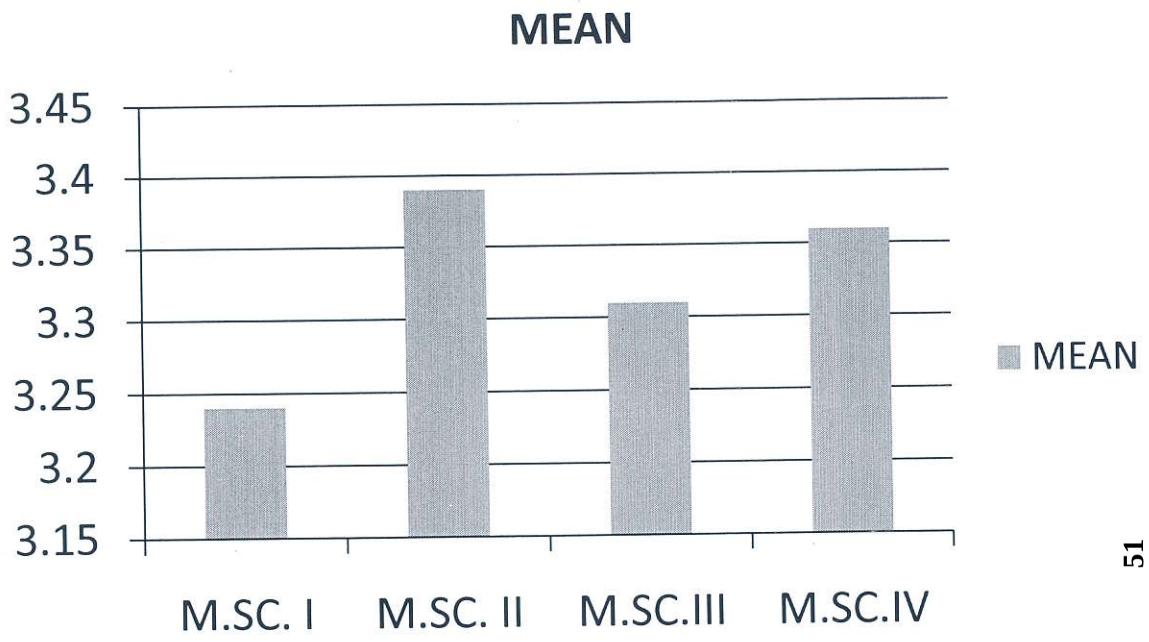

COURSE	MEAN
M.TECH.. I	3.62
M.TECH. II	3.65

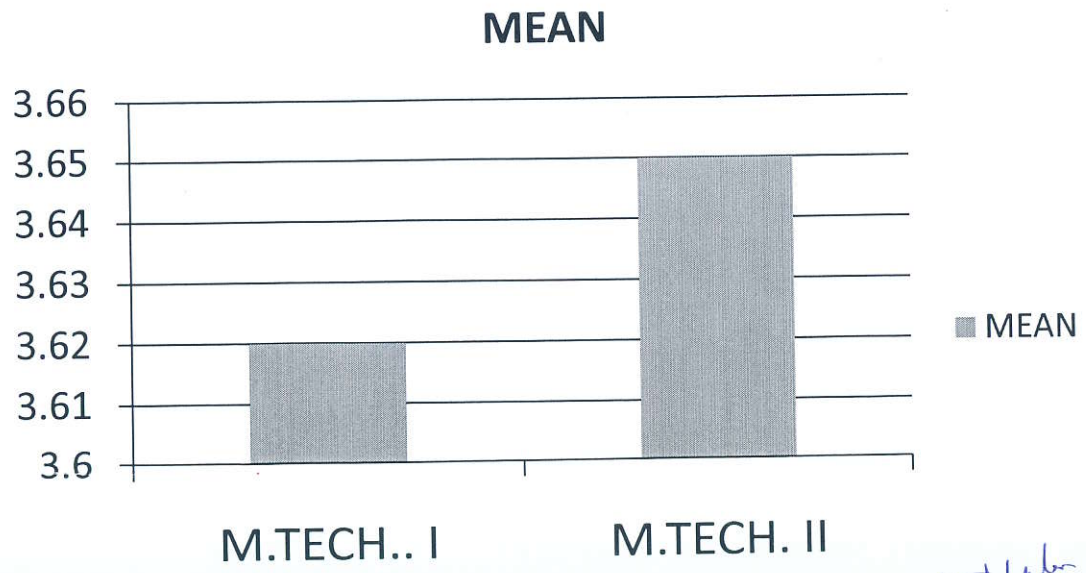

S.O.S. in Electronics & Photo
Ravishankar Shukla Univ

M.Sc.		
Faculty	**CODE**	**Mean Score**
Dr. Kavita Thakur	A	3.87
Dr. Sanjay Tiwari	B	3.98
Mr. Anil Kumar Verma(1st, 3rd sem)	C	3.63
Mrs. Swagota Sarkar (2nd, 4rth sem)	D	3.76
Mr. Javed Akram	E	3.52
Mr. Naman Shukla	F	3.29
Miss Arjeeta Mishra	G	3.49



HEAD
S.O.S. in Electronics & Photo
Pt. Ravishankar Shukla Unive
RAIPUR (C.G.) 492 010

M. Tech.		
FACULTY	**CODE**	**MEAN SCORE**
Dr. Kavita Thakur	A	3.85
Dr. Sanjay Tiwari	B	3.95
Dr. R.C. Agrawal	C	3.79
Dr. N.K.Chakradhari/ Mr. Tarun Sarkar	D	3.67
Mr. Praveen Kumar Verma	E	3.61
Miss. Pranita Tamboli	F	3.61

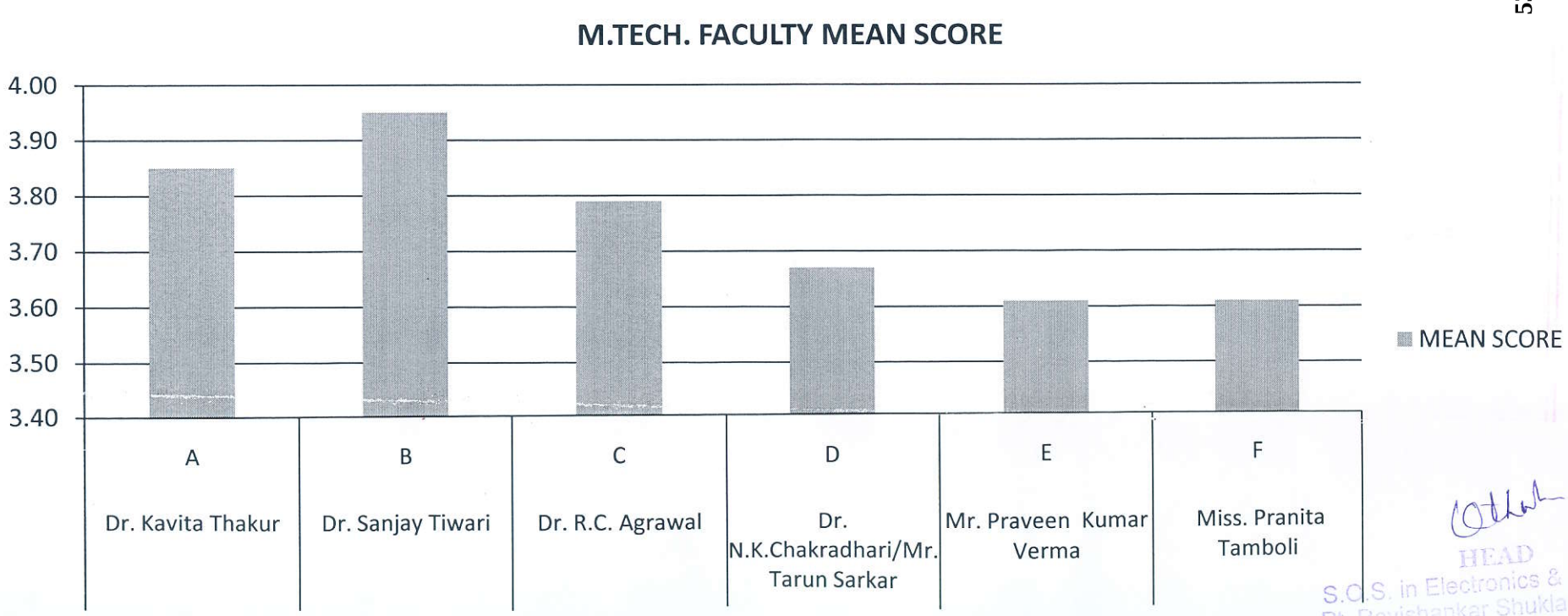

HEAD
S.O.S. in Electronics &
Pt. Ravishankar Shukla
RAIPUR (C.G.) 49

SCHOOL OF STUDIES IN ELECTRONICS, PT. R.S.UNIVERSITY, C.G.

ACTION TAKEN REPORT ON FEEDBACK FROM STUDENTS OF M.SC. & M.TECH. I & III SEMESTER (SESSION 2016-17)

Feedback form, in prescribed format had been collected from students of M.Sc. & M.Tech, I & III Semester (session 2016-17). Free and frank opinion of students on classroom teaching of individual teachers, the course content, laboratory experiments & overall atmosphere of the department, written in feedback form, were made open to all teachers and examined critically.

- In spite of good performance, all the teachers have been advised to enhance their mode of teaching to the best of their capabilities.
- About strengthening the Wi-Fi facility, process for enhancing/upgrading internet/Wi-Fi facility has already been started in terms of procuring more numbers of routers ,I/O boxes /patchcards/computers etc.
- Faculty recruitment is one of the major demands from students. Regarding this, as per UGC Regulation 2016, all the vacant teaching positions are in the process of advertisement by the University and to be filled very soon.
- All teachers are instructed to be very honest towards teaching and learning process. Be careful in laboratory classes.

HEAD
S.O.S. in Electronics & Photonics
Pt. Ravishankar Shukla University
RAIPUR (C.G.) 492 010

SCHOOL OF STUDIES IN ELECTRONICS, PT. R.S.UNIVERSITY, C.G.

ACTION TAKEN REPORT ON FEEDBACK FROM STUDENTS OF M.SC. & M.TECH. II & IV SEMESTER (SESSION 2016-17)

Feedback form, in prescribed format had been collected from students of M.Sc. & M.Tech, II & IV Semester (session 2016-17). Free and frank opinion of students on classroom teaching of individual teachers, the course content, laboratory experiments & overall atmosphere of the department, written in feedback form, were made open to all teachers and examined critically.

- The general comment, received from majority of students regarding the classroom teaching skill of all the teachers of the department is good.

  Action Taken :

  In spite of good performance, all the teachers have been advised to enhance their mode of teaching to the best of their capabilities.

- The students also made comments on the content of syllabi .Majority of students are satisfied with the syllabi. However, some felt that the course content is a little lengthy.

  Action Taken :

  The meeting of Board of Studies (BOS) in Electronics is held every year and syllabi of all the theory papers are reviewed and the course contents are revised / changed if necessary.

- Students gave feedback on Networking/Internet facilities of computer lab. According to them, it should be strengthened.

  Action Taken :

  Process for enhancing/upgrading internet facility has already been started in terms of procuring more numbers of computers, hardware / software tools for networking, antivirus etc.

- Majority students commented on lack of appropriate number of teaching faculty in the department. They felt that the vacant posts should be filled as early as possible.

  Action Taken :

  As per UGC Regulation 2016, all the vacant teaching positions are in the process of advertisement by the University and to be filled very soon.

HEAD
S.O.S. in Electronics & Photonics
Pt. Ravishankar Shukla University
RAIPUR (C.G.) 492 010

Ref. No. : *Date :*

SCHOOL OF STUDIES IN ENVIRONMENTAL SCIENCE

STUDENT FEEDBACK (2016-2017)

Abbreviation used

NAME OF FACULTY		
1.	Dr. B. L. Sahu	A
2.	Dr. Alka Panda	B
3.	Mr. Ankit Yadav	C
4.	Mr. Suryakant Chakradhari	D
5.	Mr. Pravin Kumar Sahu	E
6.	Ms. Miteshwari Sakar	F

SCORING			
4	3	2	1
A	B	C	D
Very Good	Good	Satisfactory	Unsatisfactory

SCHOOL OF STUDIES IN ENVIRONMENTAL SCIENCE
Pt. Ravishankar Shukla University, Raipur – 492010, Chhattisgarh, phone: 0771-2262843

2016-17

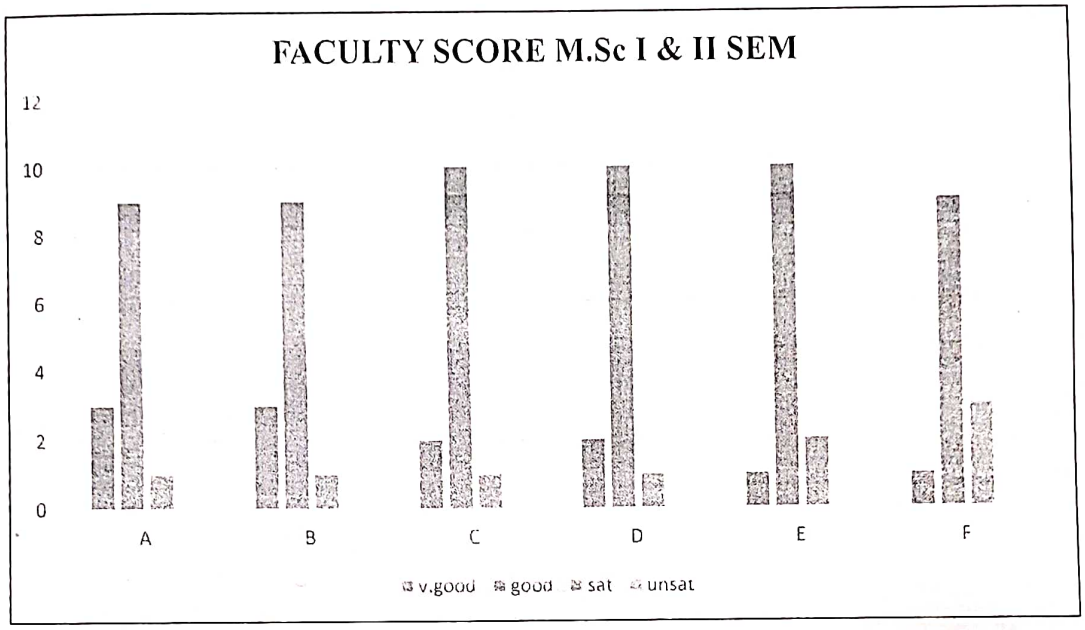

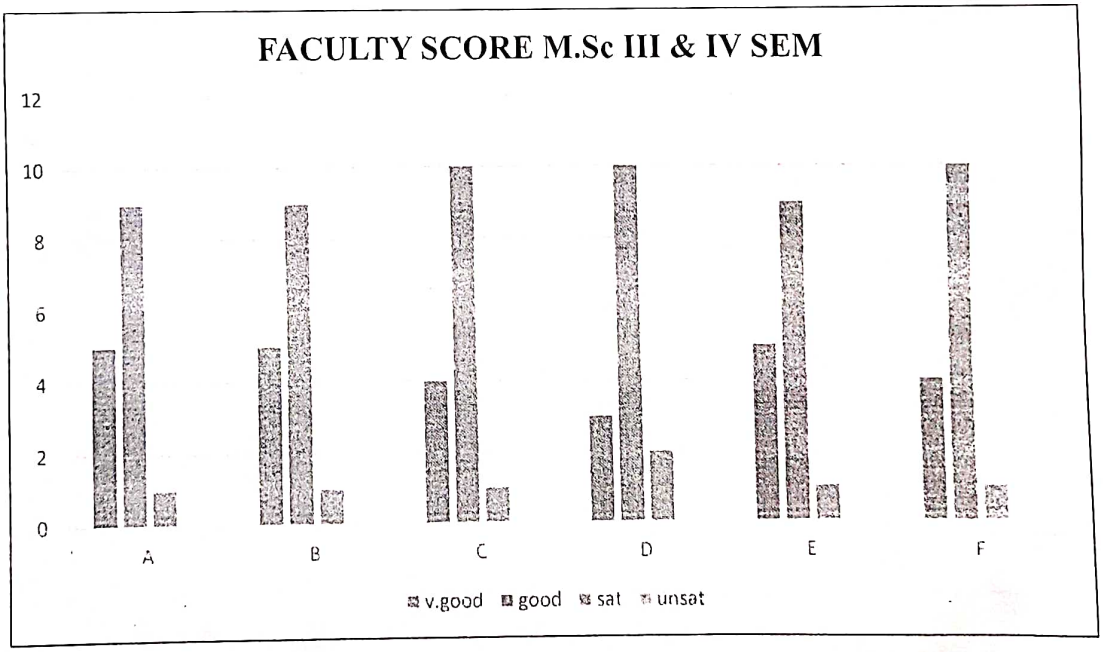

SCHOOL OF STUDIES IN ENVIRONMENTAL SCIENCE
Pt. Ravishankar Shukla University, Raipur – 492010, Chhattisgarh, phone: 0771-2262843

Date:

PERCENT RESPONSE TO FACULTY (2016-17)

M.Sc. I, II semester

FACULTY	V.GOOD	GOOD	SAT	UNSAT
A	23.08	69.23	7.69	00
B	23.08	69.23	7.69	00
C	15.38	76.92	7.69	00
D	15.38	76.92	7.69	00
E	7.69	76.92	15.38	00
F	7.69	69.23	23.08	00

M.Sc. III, IV semester

FACULTY	V.GOOD	GOOD	SAT	UNSAT
A	33.33	60.00	6.67	00
B	33.33	60.00	6.67	00
C	26.67	66.67	6.67	00
D	20.00	66.67	13.33	00
E	33.33	60.00	6.67	00
F	26.67	66.67	6.67	00

ACTION TAKEN REPORT

The overall score given by students to the faculty was circulated among the faculty members with the request for improvement in teaching.

Prof. M. K. Deb
Head
S.O.S. in Environmental Science
Pt. Ravishankar Shukla University
Raipur (C.G.) 492 010

Geography

Feedback Analysis
M.A. – IV Semester - 17

Questionnaire No. 3

Questionnaire No. 3 शिक्षकों से संबंधित है । यह फीडबैक 10 अभिसूचकों पर आधारित है । यह फीडबैक एम.ए. चतुर्थ सेमेस्टर के 32 विद्यार्थियों से, जो 2016 में उत्तीर्ण हुए हैं, से लिया गया है ।

1. **प्रो. सरला शर्मा**

प्रो. सरला शर्मा को 87 प्रतिशत विद्यार्थियों ने Overall rating में A श्रेणी में रखा । सभी विद्यार्थियों ने यह माना की वे प्रो. सरला शर्मा से निर्धारित पाठ्यक्रम की अध्ययन सामग्री सहजता से प्राप्त करने में सक्षम थे । साथ ही सभी विद्यार्थियों ने प्रो. सरला शर्मा को परामर्श करने में पूर्ण रूप से सहायक माना 97 प्रतिशत विद्यार्थियों का मानना है कि पाठ्यक्रम संकल्पित रूप से सहज था तथा 96 प्रतिशत विद्यार्थियों ने, प्रो. सरला शर्मा की कक्षा हेतु शिक्षक की तैयारी को सम्पूर्ण एवं संतोषप्रद माना । 84 प्रतिशत विद्यार्थी यह मानते हैं कि उनके लिए समय–समय पर अतिथि विशेषज्ञों को आमंत्रित किया जाता है, जिनके संबोधन से विद्यार्थी लाभान्वित होते हैं ।

2. **प्रो. जेड. टी. खान**

प्रो. जेड. टी. खान को 83 प्रतिशत विद्यार्थियों ने Overall rating में A श्रेणी में रखा । 91 प्रतिशत विद्यार्थियों के अनुसार उन्हें शिक्षक के साथ व्यक्तिगत संवाद का अवसर प्राप्त हुआ । 88 प्रतिशत विद्यार्थियों ने यह माना कि वे प्रो. खान से पाठ्यक्रम की अध्ययन सामग्री सहजता से प्राप्त करने में सक्षम थे । 78 प्रतिशत विद्यार्थियों के अनुसार शिक्षक का व्यवहार, विद्यार्थियों के साथ शिष्टतापूर्ण था । 78 प्रतिशत विद्यार्थियों के अनुसार कक्षा के लिए प्रो. जेड. टी. खान की तैयारी पूर्ण रूप से अच्छा एवं संतोषप्रद था ।

3. **प्रो. ए. बघेल**

प्रो. ए. बघेल को Overall rating में 82 प्रतिशत विद्यार्थियों ने A श्रेणी में रखा । 91 प्रतिशत विद्यार्थियों के अनुसार शिक्षक परामर्श करने में पूर्ण रूप से सहायक थे । तथा 91 प्रतिशत विद्यार्थियों के अनुसार उन्हें शिक्षक के साथ व्यक्तिगत संवाद का अवसर प्राप्त होता है । 88 प्रतिशत विद्यार्थियों ने यह माना की शिक्षक से अध्ययन सामग्री सहजता से प्राप्त होता है ।

4. **प्रो. एन. के. बघमार**

सभी विद्यार्थियों ने प्रो. बघमार को शिक्षक के ज्ञान के आधार पर बहुत अच्छा की श्रेणी में रखा है । सभी विद्यार्थियों ने सम्प्रेषण दक्षता हेतु प्रो. बघमार को बहुत अच्छा व अच्छा माना है । लगनशीलता एवं प्रतिबद्धता के लिए 88 प्रतिशत विद्यार्थियों ने प्रो. बघमार को बहुत अच्छा की श्रेणी में रखा है, जबकि शिक्षक द्वारा उत्पन्न की गई अभिरूचि के लिए सभी विद्यार्थियों ने प्रो. बघमार को बहुत अच्छा व अच्छा माना है । विषयवस्तु को अन्य पाठ्यक्रमों से समन्वयन हेतु 69 प्रतिशत विद्यार्थियों ने बहुत अच्छे की श्रेणी में रखा है । समग्र आकलन (Overall rating) के अनुसार 83 प्रतिशत विद्यार्थियों ने प्रो. बघमार को बहुत अच्छे शिक्षक की श्रेणी में रखा है ।

5. **डॉ. उमा गोले**

94 विद्यार्थियों शिक्षक के ज्ञान के आधार पर डॉ. उमा गोले को बहुत अच्छा माना है । 91 प्रतिशत विद्यार्थियों ने सम्प्रेषण दक्षता हेतु बहुत अच्छा की श्रेणी में रखा है । साथ ही 91 प्रतिशत विद्यार्थियों ने शिक्षक की लगनशीलता एवं प्रतिबद्धता के लिए डॉ. उमा गोले को बहुत अच्छा की श्रेणी में रखा है । सभी विद्यार्थियों ने शिक्षक द्वारा उत्पन्न की गई अभिरूचि हेतु डॉ. उमा गोले को बहुत अच्छा या अच्छा माना है । समग्र आकलन (Overall rating) के अनुसार 76 प्रतिशत विद्यार्थियों ने डॉ. उमा गोले को बहुत अच्छे शिक्षक की श्रेणी में रखा है ।

Pt. Ravishankar Shukla University
Raipur (C.G.)

Feedback Analysis
M.A. – IV Semester - 2017

Questionnaire No. 2

Questionnaire No. 2 में विद्यार्थियों द्वारा उन शिक्षकों के लिए प्रतिक्रिया या फीडबैक दिया गया, जिन्होंने उन विद्यार्थियों को अर्धसत्र में पढ़ाया है । इस प्रश्नावली में कुल 09 पैरामीटर हैं, जिनके लिए कुल 32 विद्यार्थियों द्वारा फीडबैक दिया गया ।

1. **प्रो. सरला शर्मा**

94 प्रतिशत विद्यार्थियों ने प्रो. सरला शर्मा को शिक्षक के ज्ञान के आधार पर बहुत अच्छा कहा है । सभी विद्यार्थियों ने प्रो. सरला शर्मा को सम्प्रेषण दक्षता (अभिव्यक्ति ओर बोधगम्यता के संदर्भ में) बहुत अच्छा एवं अच्छा की श्रेणी में रखा है । शिक्षक की लगनशीलता एवं प्रतिबद्धता हेतु भी सभी विद्यार्थियों ने प्रो. शर्मा को बहुत अच्छा व अच्छा की श्रेणी में रखा है । समग्र आकलन (Overall rating)के अनुसार कुल 84 प्रतिशत विद्यार्थियों ने प्रो. सरला शर्मा को बहुत अच्छे शिक्षक की श्रेणी में रखा है ।

2. **प्रो. जेड. टी. खान**

78 प्रतिशत विद्यार्थियों ने प्रो. जेड. टी. खान को शिक्षक के ज्ञान के आधार पर बहुत अच्छा माना है । 97 प्रतिशत विद्यार्थियों ने प्रो. जेड. टी. खान को सम्प्रेषण दक्षता (अभिव्यक्ति ओर बोधगम्यता के संदर्भ में) बहुत अच्छा कहा है । 94 प्रतिशत विद्यार्थियों ने शिक्षक की लगनशीलता एवं प्रतिबद्धता हेतु प्रो. जेड. टी. खान को बहुत अच्छा व अच्छा माना है । शिक्षक द्वारा अभिरूचि उत्पन्न करने हेतु 94 प्रतिशत विद्यार्थियों ने जेड. टी. खान को बहुत अच्छा व अच्छा की श्रेणी में रखा है । विषय वस्तु को अन्य पाठ्यक्रमों से समन्वित करने की योग्यता हेतु सभी विद्यार्थियों ने जेड. टी. खान को बहुत अच्छा व अच्छा माना है । समग्र आकलन (Overall rating)के अनुसार कुल 66 प्रतिशत विद्यार्थियों ने प्रो. जेड. टी. खान को बहुत अच्छे शिक्षक की श्रेणी में रखा है ।

3. **प्रो. ए. बघेल**

75 प्रतिशत विद्यार्थियों ने ज्ञान के आधार पर प्रो. ए. बघेल को बहुत अच्छा की श्रेणी में रखा है । सभी विद्यार्थियों ने शिक्षक की सम्प्रेषण दक्षता के आधार पर प्रो. बघेल को बहुत अच्छा व अच्छा कहा है । 91 प्रतिशत विद्यार्थियों ने शिक्षक की लगनशीलता एवं प्रतिबद्धता हेतु बहुत अच्छा व अच्छा माना है । 84 प्रतिशत विद्यार्थियों ने प्रो. बघेल को शिक्षक द्वारा उत्पन्न की गई अभिरूचि के लिए बहुत अच्छा व अच्छा माना है, जबकि विषय वस्तु को अन्य पाठ्यक्रमों से समन्वयन की योग्यता हेतु 66 प्रतिशत विद्यार्थियों ने प्रो. बघेल को बहुत अच्छा माना है । समग्र आकलन (Overall rating) के अनुसार 60 प्रतिशत विद्यार्थियों ने प्रो. ए. बघेल को बहुत अच्छे शिक्षक की श्रेणी में रखा है ।

Feedback Analysis
M.A. – IV Semester - 2017

Questionnaire No. 1

सत्र 2015–16 में एम.ए. चतुर्थ सेमेस्टर के छात्र–छात्राओं द्वारा फीडबैक दिया गया । यह फीडबैक कुल 32 छात्र–छात्राओं द्वारा दिया गया । Questionnaire No. 1 पाठ्यक्रम की संरचना व उपयोगिता से संबंधित है । Questionnaire No. 1 में 09 पैरामीटर है । 78 प्रतिशत विद्यार्थियों ने पाठ्यक्रम में विषय वस्तु की संरचना को अति उत्तम माना है जबकि 97 प्रतिशत विद्यार्थियों ने पाठ्यक्रम को वास्तविक जीवन में उपयोगिता के दृष्टिकोण से अति उत्तम एवं उत्तम माना है । साथ ही 97 प्रतिशत विद्यार्थियों ने यह माना कि पाठ्यक्रम निर्धारित समय में पूरा हुआ । 97 प्रतिशत विद्यार्थियों के अनुसार पाठ्यक्रम ज्ञान संकल्पना, पुस्तकीय कौशल व विश्लेषण योग्यता दृष्टिकोण के विस्तार में पूर्ण रूप से सहायक है । 91 प्रतिशत विद्यार्थियों ने पाठ्य सामग्री की स्पष्टता और प्रासंगिकता को अति उत्तम एवं उत्तम माना है । 91 प्रतिशत विद्यार्थियों ने पुस्तकालय सामग्री की प्रासंगिकता को अति उत्तम एवं उत्तम कहा है । 94 प्रतिशत विद्यार्थियों के अनुसार पाठ्यक्रम का समग्र आकलन (Overall rating) अति उत्तम व उत्तम रहा ।

S.O.S. in Commerce, Pt. Ravishankar Shukla University
Raipur (C.G.)

Student Feedback 2016-17

NAMES OF FACULTY

NAMES OF FACULTY	Abbreviations used
Dr. M.W.Y. Khan	A
Dr. S.K. Pande	B
Dr. N. Bodhankar	C
Dr. K.R. Hari	D

No. of students participating – M.Sc. Geology (31)

SCORING			
4	3	2	1
A	B	C	D
VERY GOOD	GOOD	SATISFACTARY	UNSATISFACTARY

STUDENT FEEDBACK

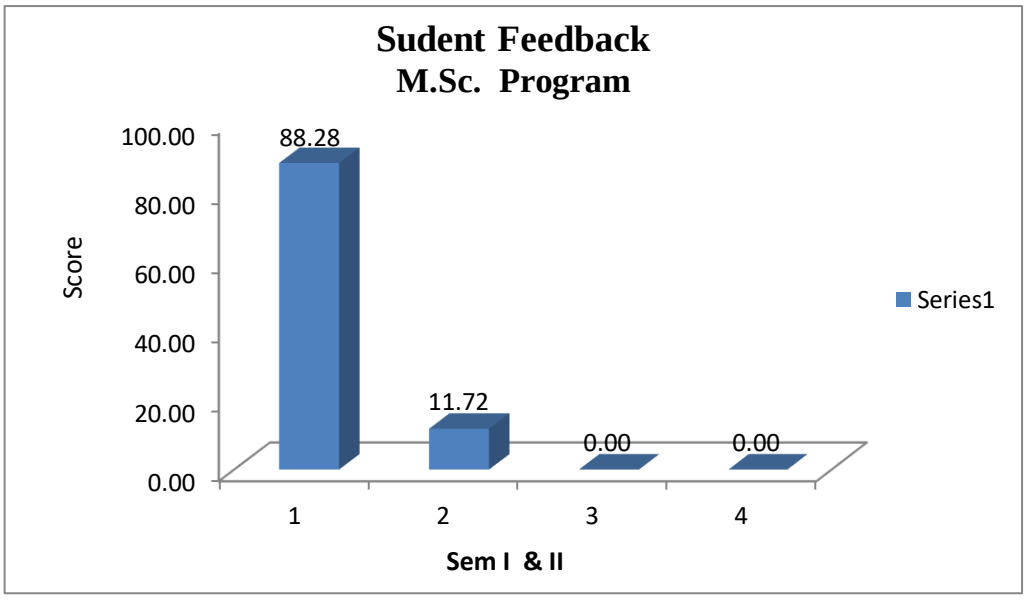

STUDENT FEEDBACK

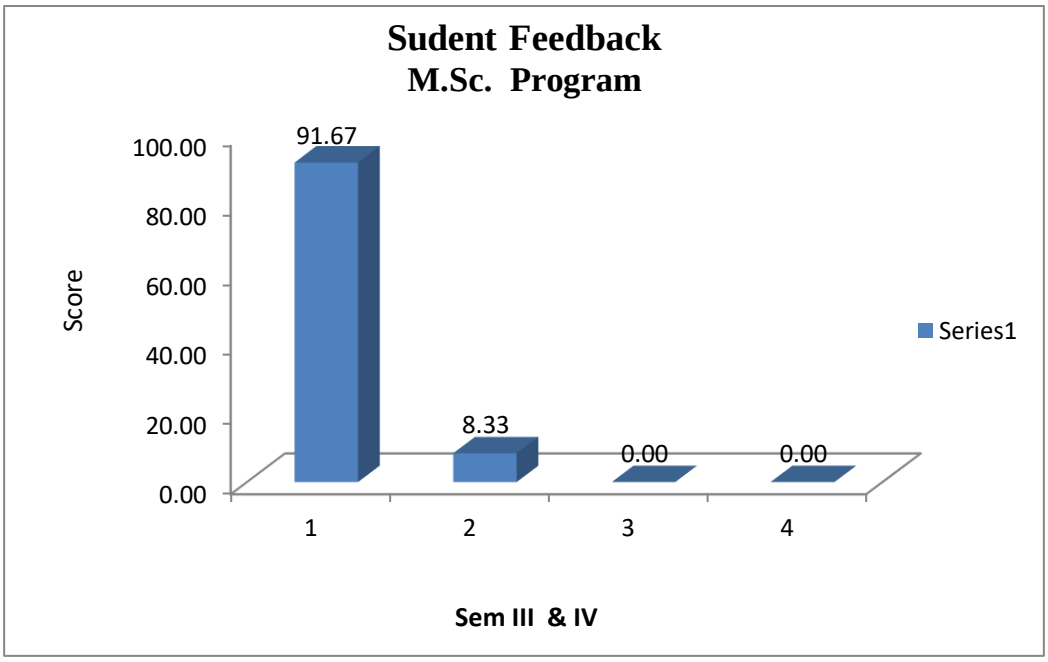

SCORE OF A, B, C & D FACULTIES FOR M.Sc. Geology

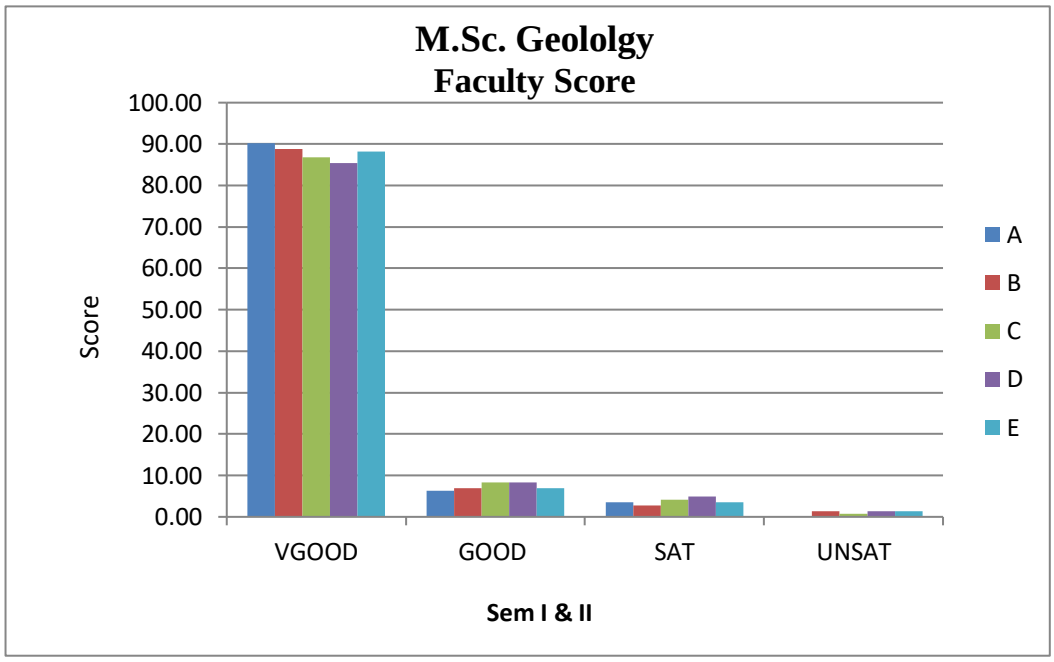

SCORE OF A, B, C & D FACULTIES FOR M.Sc. Geology

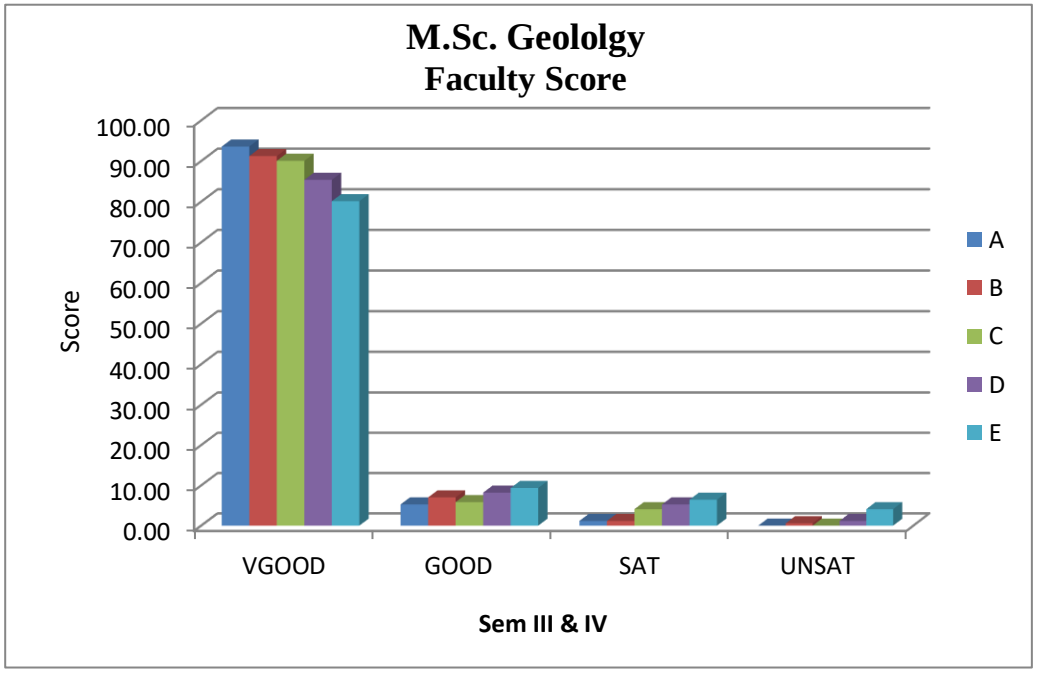

Head

सत्र 2016-2017 DATE

STUDENT FEEDBACK

प्राध्यापक- फीड बैक

निम्न शिक्षकों का फीड बैक लिया गया-

विभागाध्यक्ष - प्रो० आभा आर० पाल

सहायक प्राध्यापक { - डॉ० ईश्वर नाथ कुरे
- डॉ० बन्सो नुरुटी

संविदा सहा. प्रा. - डॉ० सीमा पाल

फीड बैक देने वाले students

एम० ए० I & II

1. अजीत कुमार
2. भुनेश्वरी
3. दुर्गेशनंदनी
4. फुगेश्वरी
5. कमलेश कुमार निषाद
6. पूजा पाण्डेय
7. सुनीता
8. शैलेन्द्र पटेल

M.A. III & IV

1. गजमोतिन पुरान्नवे
2. कुनाल अधिकारी
3. कौशिक कुमार
4. खुशबू कंचन

Alankar

DATE

प्रश्नावली - 01

Table - 01

पाठ्यक्रम में विषयवस्तु की संरचना प्रोजेक्ट कार्य सहित

क्रमांक	पैरामीटर	आवृत्ति	प्रतिशत
1	अति उत्तम	07	58%
2	उत्तम	05	42%
3	संतोषप्रद	–	–
4	असंतोषप्रद	–	–

पाठ्यक्रम में विषय की संरचना Project work सहित के संबंध में 58% छात्रों ने अति उत्तम एवं 42% छात्रों ने उत्तम कहा, कक्षा का कोई भी विद्यार्थी पाठ्यक्रम से असंतुष्ट नहीं है अर्थात् 100% विद्यार्थी संतुष्ट कहे जा सकते हैं।

Table 02

पाठ्यक्रम कितने पूरा हुआ

क्र.	पैरामीटर	आवृत्ति	प्रतिशत
1	अति उत्तम	08	67%
2	उत्तम	04	33%
3	संतोषप्रद	–	–
4	असंतोषप्रद	–	–

पाठ्यक्रम कितने पूरा हुआ के संबंध में 67% विद्यार्थियों ने अति उत्तम एवं 33% विद्यार्थियों ने उत्तम कहा, कक्षा का कोई भी विद्यार्थी पाठ्यक्रम से असंतुष्ट नहीं है अर्थात् 100% विद्यार्थी संतुष्ट कहे जा सकते हैं।

Table-03

वास्तविक जीवन में पाठ्यक्रम कितना उपयोगी है

क्र.	मापक	आवृत्ति	प्रतिशत
1	अति उत्तम	07	58%
2	उत्तम	05	42%
3	संतोषप्रद	–	–
4	असंतोषप्रद	–	–

DATE

वास्तविक जीवन में पाठ्यक्रम कितना उपयोगी है के संबंध में 58% छात्रों ने अतिउत्तम एवं 42% छात्रों ने उत्तम कहा इसका का कोई भी विद्यार्थी पाठ्यक्रम से असन्तुष्ट नहीं है अर्थात 100% विद्यार्थी संतुष्ट कहे जा सकते हैं।

Table-04

अधिगम मूल्य (ज्ञान संकल्पना, पुस्तकीय कौशल, विश्लेषण योग्यता दृष्टि कोण का विस्तार)

क्र०	मापक	आवृत्ति	प्रतिशत
1	अति उत्तम	06	50%
2	उत्तम	06	50%
3	संतोषप्रद	–	–
4	असंतोषप्रद	–	–

अधिगम मूल्य के संबंध में 06% 50% विद्यार्थियों ने अतिउत्तम एवं 50% विद्यार्थियों ने उत्तम कहा है, इसका का कोई भी विद्यार्थी अधिगम मूल्य से असंतुष्ट नहीं है अर्थात 100% विद्यार्थी पाठ्यक्रम से संतुष्ट कहे जा सकते हैं।

Table-05

पाठ्यक्रम सामग्री की स्पष्टता और प्रासंगिकता

क्र.	मापक	आवृत्ति	प्रतिशत
1	अति उत्तम	07	58%
2	उत्तम	05	42%
3	संतोषप्रद		
4	असंतोषप्रद		

पाठ्यक्रम सामग्री की प्रासंगिकता के संबंध में 58% छात्रों ने अति-उत्तम एवं 42% छात्रों ने उत्तम कहा है, इसका का कोई भी विद्यार्थी पाठ्यक्रम सामग्री से असंतुष्ट नहीं है अर्थात 100% विद्यार्थी संतुष्ट कहे जा सकते हैं।

Table-06

अन्य स्रोत सामग्री की प्रासंगिकता

क्र.	मापक	आवृत्ति	प्रतिशत
1	अति उत्तम	08	67%
2	उत्तम	04	33%
3	संतोषप्रद		
4	असंतोषप्रद		

DATE

अन्य स्रोत सामग्री की प्रासंगिकता के संबंध में 67% छात्रों ने अति-उत्तम एवं 33% छात्रों ने उत्तम कहा, इसका कोई भी विद्यार्थी असंतुष्ट नहीं है अर्थात 100% विद्यार्थी संतुष्ट कहे जा सकते हैं।

Table-07

छात्रों का वांछित प्रयास

क्र.	मापक	आवृत्ति	प्रतिशत
1	अति उत्तम	08	67%
2	उत्तम	04	33
3	संतोषप्रद	—	—
4	असंतोषप्रद	—	—

छात्रों का वांछित प्रयास के संबंध में 67% छात्रों ने अतिउत्तम एवं 33% छात्रों ने उत्तम कहा, इसका कोई भी छात्र वांछित प्रयास से असंतुष्ट है अर्थात 100% विद्यार्थी संतुष्ट कहे जा सकते हैं।

Table-08

प्रतिपुष्टि के लिए पर्याप्त समय का प्रावधान

क्र.	मापक	आवृत्ति	प्रतिशत
1	अति उत्तम	—	—
2	उत्तम	07	58%
3	संतोषप्रद	05	42%
4	असंतोषप्रद	—	—

प्रतिपुष्टि के लिए पर्याप्त समय का प्रावधान के संबंध में 58% छात्रों ने उत्तम एवं 42% छात्रों ने संतोषप्रद कहा। इसका कोई भी छात्र असंतुष्ट नहीं है, अर्थात 100% छात्र संतुष्ट कहे जा सकते हैं।

Table 09

समग्र आंकलन

क्र.	मापक	आवृत्ति	प्रतिशत
1	अति उत्तम	—	—
2	उत्तम	06	50%
3	संतोषप्रद	06	50%
4	असंतोषप्रद	—	—

समग्र आंकलन के संबंध 50% छात्रों ने उत्तम एवं 50% छात्रों ने संतोषप्रद कहा, इसका कोई छात्र समग्र आंकलन से असन्तुष्ट नहीं है अर्थात 100% विद्यार्थी सन्तुष्ट कहे जा सकते हैं।

Alankar

DATE

प्रश्नावली 02

क्रमांक		बहुत अच्छा				अच्छा				संतोषप्रद				असंतोषप्रद			
		ARP	DNK	BN	SP	ARP	DNK	BN	SP	ARP	DNK	BN	SP	ARP	DNK	BN	SP
1	F	12	08	08	07	–	04	04	05	–	–	–	–	–	–	–	–
	%	100	67	67	58	–	33.5	33.5	42	–	–	–	–	–	–	–	–
2	F	08	05	07	06	02	05	03	03	02	02	02	03	–	–	–	–
	%	67	42	58	50	16.5	42	25	25	16.5	16.5	16.5	25	–	–	–	–
3	F	04	06	05	07	06	03	05	05	02	03	02	–	–	–	–	–
	%	33.5	50	42	58	50	25	42	42	16.5	25	16.5	–	–	–	–	–
4	F	08	05	07	06	02	05	03	03	02	02	02	03	–	–	–	–
	%	67	42	58	50	16.5	42	25	25	16.5	16.5	16.5	25	–	–	–	–
5	F	04	06	05	07	06	03	05	05	02	03	02	–	–	–	–	–
	%	33.5	50	42	58	50	25	42	42	16.5	25	16.5	–	–	–	–	–
6	F	08	05	07	06	02	05	03	03	02	02	02	03	–	–	–	–
	%	67	42	58	50	16.5	42	25	25	16.5	16.5	16.5	25	–	–	–	–
7	F	07	06	06	07	03	04	05	03	02	02	01	02	–	–	–	–
	%	58	50	50	58	25	33.5	42	25	16.5	16.5	8.5	16.5	–	–	–	–
8	F	04	06	05	07	06	03	05	05	02	03	02	–	–	–	–	–
	%	33.5	50	42	58	50	25	42	42	16.5	25	16.5	–	–	–	–	–
9	F	08	05	07	06	02	05	03	03	02	02	02	03	–	–	–	–
	%	67	42	58	50	16.5	42	25	25	16.5	16.5	16.5	25	–	–	–	–
10	F	07	06	06	07	03	04	05	03	02	02	01	02	–	–	–	–
	%	58	50	50	58	25	33.5	42	25	16.5	16.5	8.5	16.5	–	–	–	–

ARP – Prof. Abha R. Pal –

1. ज्ञान आधार के संबंध में 100% छात्रों ने बहुत अच्छा रहा।
2. सम्प्रेषण दक्षता के संबंध में 67% छात्रों ने बहुत अच्छा, 16.5% छात्रों ने अच्छा एवं 16.5% छात्रों ने संतोषप्रद रहा।
3. शिक्षक की लगन शीलता के संबंध में 33.5% छात्रों ने बहुत अच्छा, 50% छात्रों ने अच्छा एवं 16.5% छात्रों ने संतोषप्रद रहा।

PAGE 24

DATE

4. शिक्षक द्वारा उत्पन्न की गई अभिरुचि के संबंध में 67% छात्रों ने बहुत अच्छा, 16.5% छात्रों ने अच्छा एवं 16.5% छात्रों ने संतोषप्रद कहा।
5. विषयवस्तु को अन्य विषयों के साथ एकीकृत करने की दक्षता के संबंध में 33.5% छात्रों ने बहुत अच्छा, 50% छात्रों ने अच्छा एवं 16.5% छात्रों ने संतोषप्रद कहा।
6. विषयवस्तु को अन्य पाठ्यक्रम से समन्वित करने की योग्यता के संबंध में 67% छात्रों ने बहुत अच्छा, 16.5% छात्रों ने अच्छा एवं 16.5% छात्रों ने संतोषप्रद कहा।
7. कक्षा में एवं कक्षा के बाहर शिक्षक की सुगमता के संबंध में 58% छात्रों ने बहुत अच्छा, 25% छात्रों अच्छा एवं 17% छात्रों ने संतोषप्रद कहा।
8. छात्रों की मूल्यांकन करने की दृष्टि के संबंध में 33.5% छात्रों ने बहुत अच्छा, 50% छात्रों ने अच्छा एवं 16.5% छात्रों ने संतोषप्रद कहा।
9. समग्र आंकलन के संबंध में 67% छात्रों ने बहुत अच्छा, 16.5% छात्रों ने अच्छा एवं 16.5% छात्रों ने संतोषप्रद कहा।

कक्षा का कोई भी विद्यार्थी प्रो. आभा आर. पाल मैम से असंतुष्ट नहीं है अर्थात् 100% विद्यार्थी संतुष्ट कहे जा सकते हैं।

DNK डॉ. डिश्वरनाथ खुटे

1. ज्ञान आधार के संबंध में 67% छात्रों ने बहुत अच्छा एवं 33% छात्रों ने अच्छा कहा।
2. सम्प्रेषण दक्षता के संबंध में 42% छात्रों ने बहुत अच्छा, 16% छात्रों ने संतोषप्रद कहा।
3. शिक्षक की लगनशीलता के संबंध में 50% छात्रों ने बहुत अच्छा, 25% छात्रों ने अच्छा एवं 25% छात्रों ने संतोषप्रद कहा।
4. शिक्षक द्वारा उत्पन्न की गई अभिरुचि के संबंध में 42% छात्रों ने बहुत अच्छा, 42% छात्रों अच्छा एवं 16% छात्रों संतोषप्रद कहा।
5. विषयवस्तु को अन्य विषय के साथ एकीकृत करने की दक्षता के संबंध में 50% छात्रों ने बहुत अच्छा, 25% छात्रों ने अच्छा एवं 25% छात्रों ने संतोषप्रद कहा।
6. विषयवस्तु को अन्य पाठ्यक्रम से समन्वित करने की योग्यता के संबंध में 42% छात्रों ने बहुत अच्छा, 42% छात्रों ने अच्छा एवं 16% छात्रों ने संतोषप्रद कहा।
7. कक्षा में एवं कक्षा के बाहर शिक्षक की सुगमता के संबंध में 50% छात्रों ने बहुत अच्छा, 33.5% छात्रों अच्छा एवं 16.5% छात्रों ने संतोषप्रद कहा।

DATE

8. छात्रों की मूल्यांकन करने की दृष्टि के संबंध में 50% छात्रों ने बहुत अच्छा, 25% छात्रों ने अच्छा एवं 25% छात्रों ने संतोषप्रद कहा।

9. समग्र आकलन के संबंध में 42% छात्रों ने बहुत अच्छा, 42% छात्रों ने अच्छा एवं 16% छात्रों ने संतोषप्रद कहा।

उक्त का कोई भी विद्यार्थी ~~BN~~ असन्तुष्ट नहीं है अर्थात् 100% विद्यार्थी संतुष्ट कहे जा सकते हैं।

BN — डॉ० बन्सी मुखी

1. ज्ञान आधार के संबंध में 67% छात्रों ने बहुत अच्छा एवं 33% छात्रों ने अच्छा कहा।

2. सम्प्रेषण दक्षता के संबंध में 58% छात्रों ने बहुत अच्छा, 25% छात्रों ने अच्छा एवं 17% छात्रों ने संतोषप्रद कहा।

3. शिक्षक की लगन शीलता के संबंध में 42% छात्रों ने बहुत अच्छा, 42% छात्रों ने अच्छा एवं 16% छात्रों ने संतोषप्रद कहा।

4. शिक्षक द्वारा कक्षा में गई अधिगम के संबंध में 58% छात्रों ने बहुत अच्छा, 25% छात्रों ने अच्छा एवं 17% छात्रों ने संतोषप्रद कहा।

5. विषयवस्तु को अन्य विषय के साथ एकीकृत करने की दक्षता के संबंध में 42% छात्रों ने बहुत अच्छा, 42% छात्रों ने अच्छा एवं 16% छात्रों ने संतोषप्रद कहा।

6. विषयवस्तु को अन्य पाठ्यक्रम से समन्वित करने की योग्यता के संबंध में 58% छात्रों ने बहुत अच्छा, 25% छात्रों ने अच्छा एवं 17% छात्रों ने संतोषप्रद कहा।

7. कक्षा एवं कक्षा के बाहर शिक्षक की सुगमता के संबंध में 50% छात्रों ने बहुत अच्छा, 42% छात्रों ने अच्छा एवं 8% छात्रों ने संतोषप्रद कहा।

8. छात्रों की मूल्यांकन करने की दृष्टि के संबंध में 42% छात्रों ने बहुत अच्छा, 42% छात्रों ने अच्छा एवं 16% छात्रों ने संतोषप्रद कहा।

9. समग्र मूल्यांकन के संबंध में 58% छात्रों बहुत अच्छा, 25% छात्रों ने अच्छा एवं 17% छात्रों ने संतोषप्रद कहा।

उक्त का कोई भी विद्यार्थी ~~बन्सी मुखी~~ से असन्तुष्ट नहीं है अर्थात् 100% विद्यार्थी संतुष्ट कहे जा सकते हैं।

Alankar

DATE

SP - डॉ० सीमा पाल

1. ज्ञान आधार के संबंध में 58% छात्रों ने बहुत अच्छा एवं 42% छात्रों ने अच्छा कहा।
2. सम्प्रेषण दक्षता के संबंध में 58% छात्रों ने बहुत अच्छा, 25% छात्रों ने अच्छा एवं 25% छात्रों ने संतोषप्रद कहा।
3. शिक्षक की लगन शीलता के संबंध में 58% छात्रों ने बहुत अच्छा 42% छात्रों ने अच्छा कहा।
4. शिक्षक द्वारा उत्पन्न की गई अभिरुचि के संबंध में 58% छात्रों ने बहुत अच्छा, 25% छात्रों ने अच्छा एवं 17% छात्रों ने संतोषप्रद कहा।
5. विषयवस्तु को अन्य विषय के साथ सम्बन्धित करने की योग्यता के संबंध में 58% छात्रों ने बहुत अच्छा एवं 42% छात्रों ने अच्छा कहा।
6. विषयवस्तु को अन्य पाठ्यक्रम के साथ सम्बन्धित करने योग्यता के संबंध में 58% छात्रों ने बहुत अच्छा, 25% छात्रों ने अच्छा एवं 25% छात्रों ने संतोषप्रद कहा।
7. कक्षा एवं कक्षा के बाहर शिक्षक की सुगमता के संबंध में 58% छात्रों ने बहुत अच्छा, 25% छात्रों ने अच्छा एवं 17% छात्रों ने संतोषप्रद कहा।
8. छात्रों की मूल्यांकन करने की दृष्टि के संबंध में 58% छात्रों ने बहुत अच्छा एवं 42% छात्रों ने अच्छा कहा।
9. सामान्य कुशलता के संबंध में 58% छात्रों ने बहुत अच्छा एवं 25% छात्रों ने अच्छा एवं 25% छात्रों ने संतोषप्रद कहा।

कक्षा का कोई भी विद्यार्थी डॉ० सीमा पाल से असंतुष्ट नहीं है अर्थात 100% विद्यार्थी संतुष्ट कहे जा सकते हैं।

DATE

प्रश्नावली - 03

क्रमांक		पर्याप्त से ज्यादा				पर्याप्त				अपर्याप्त				कुछ नहीं कह सकते		
		ARP	DNK	BN	SP	ARP	DNK	BN	SP	ARP	DNK	BN	SP	ARP	DNK	BN
1	F	06	05	05	05	03	03	04	04	03	04	03	03	—	—	—
	%	50	42	42	42	25	25	33	33	25	33	25	25	—	—	—
2	F	12	12	12	12	—	—	—	—	—	—	—	—	—	—	—
	%	100	100	100	100	—	—	—	—	—	—	—	—	—	—	—
3	F	12	12	12	12	—	—	—	—	—	—	—	—	—	—	—
	%	100	100	100	100	—	—	—	—	—	—	—	—	—	—	—
4	F	12	12	12	12	—	—	—	—	—	—	—	—	—	—	—
	%	100	100	100	100	—	—	—	—	—	—	—	—	—	—	—
5	F	12	12	12	12											
	%	100	100	100	100											
6	F	12	12	12	12											
	%	100	100	100	100											
7	F	12	12	12	12											
	%	100	100	100	100											
8	F	12	12	12	12											
	%	100	100	100	100											
9	F	12	06	06	06	—	06	06	06							
	%	100	50	50	50	—	50	50	50							
10	F	—	—	—	—	—	—	—	—	12	12	12	12			
	%									100	100	100	100			

ARP प्रो० आभा आर० पाल

1. पाठ्यक्रम लाभान्वित होने के संबंध में 50% छात्रों ने पर्याप्त से ज्यादा एवं 25% छात्रों ने पर्याप्त व 25% छात्रों ने अपर्याप्त कहा।
2. पाठ्यक्रम संकलित के संदर्भ में 100% छात्रों ने सहज कहा।
3. निर्धारित अध्ययन सामग्री के संबंध में 100% छात्रों ने सहजता कहा।
4. परामर्श करने के संबंध में 100% छात्रों ने सहायक कहा।
5. 100% छात्रों ने शिक्षक को शिष्ट कहा।

Alankar

DATE

6. शिक्षक के साथ व्यक्तिगत संबंध में 100% छात्रों ने हाँ कहा।
7. कक्षा के लिए शिक्षक की तैयारी के संबंध में 100% छात्रों ने पूर्ण रूप से कहा।
8. समूह कार्य करने का कोई अवसर था के संबंध में 100% छात्रों ने हाँ कहा।
9. आपको अतिथि विशेषज्ञ ने सम्बोधित किया के संबंध में 100% छात्रों ने पर्याप्त से ज्यादा कहा।
10. आपने कारखाने / बैंक / अन्य वि.वि. का भ्रमण करने के संबंध में 100% छात्रों ने नहीं कहा।

ANIC डॉ० विश्वरंजन खुंटे

1. पाठ्यक्रम लाभान्वित होने के संबंध में 75% छात्रों ने पर्याप्त से ज्यादा 25% छात्रों ने पर्याप्त एवं 25% छात्रों ने अपर्याप्त कहा।
2. पाठ्यक्रम संकलित के संबंध में 100% छात्रों ने सहमत कहा
3. निर्धारित अध्ययन सामग्री के संबंध में 100% छात्रों सहमत कहा।
4. परामर्श करने के संबंध में 100% छात्रों ने सहायक कहा।
5. 100% छात्रों ने शिक्षक को शिष्ट कहा।
6. शिक्षक के साथ व्यक्तिगत संबंध में 100% छात्रों ने हाँ कहा।
7. कक्षा के लिए शिक्षक की तैयारी के संबंध में 100% छात्रों ने पूर्ण रूप से कहा।
8. समूह में कार्य करने का कोई अवसर था के संबंध में 100% छात्रों ने हाँ कहा
9. आपको अतिथि विशेषज्ञ ने सम्बोधित किया के संबंध में 50% छात्रों ने पर्याप्त से ज्यादा, एवं 50% छात्रों ने पर्याप्त कहा।
10. आपने कारखाने / बैंक वि.वि. के भ्रमण करने के संबंध में 100% छात्रों ने नहीं कहा।

BN — डॉ. बन्सो उरवती

1. पाठ्यक्रम लाभान्वित होने के संबंध में 50% छात्रों ने पर्याप्त से ज्यादा, 25% छात्रों ने पर्याप्त एवं 25% छात्रों ने अपर्याप्त कहा।

DATE

2. पाठ्यक्रम संकलित के संबंध में 100% छात्रों ने सहज कहा
3. निर्धारित अध्ययन सामग्री के संबंध में 100% छात्रों ने सहज कहा
4. कक्षा के लिए शिक्षक की तैयारी के संबंध में 100% छात्रों ने पूर्ण रूप से कहा।
5. परामर्श करने के संबंध में 100% छात्रों ने सहायक कहा।
6. 100% छात्रों ने शिक्षक को शिष्ट कहा
7. शिक्षक के साथ व्यक्तिगत संबंध में 100% छात्रों ने हाँ कहा
8. समूहों में कार्य करने के संबंध में 100% छात्रों ने हाँ कहा
9. अतिथि विशेषज्ञ के संबंध में 50% छात्रों ने पर्याप्त से ज्यादा एवं 50% छात्रों ने पर्याप्त कहा।
10. कारखाने / अन्य विधि के भ्रमण के संबंध में 100% छात्रों ने नहीं कहा।

SP डॉ. सीमा पाल

1. पाठ्यक्रम से लाभान्वित के संबंध में 75% छात्रों ने पर्याप्त से ज्यादा 35% छात्रों ने पर्याप्त एवं 25% छात्रों ने अपर्याप्त कहा।
2. पाठ्यक्रम संकलित के संबंध में 100% छात्रों ने सहज कहा।
3. निर्धारित अध्ययन सामग्री के संबंध में 100% छात्रों सहजता कहा
4. कक्षा के लिए शिक्षक की तैयारी के संबंध में 100% छात्रों ने पूर्ण रूप से कहा।
5. परामर्श करने के संबंध में 100% छात्रों ने सहायक कहा।
6. 100% छात्रों ने शिक्षक को शिष्ट कहा।
7. शिक्षक के साथ व्यक्तिगत संवाद के संबंध में 100% छात्रों ने हाँ कहा।
8. समूहों में कार्य करने के संबंध में 100% छात्रों ने हाँ कहा
9. अतिथि विशेषज्ञ के संबंध में 50% छात्रों ने पर्याप्त से ज्यादा एवं 50% छात्रों ने पर्याप्त कहा।
10. कारखाने / अन्य वि.वि. के भ्रमण के संबंध में 100% छात्रों ने नहीं कहा।

Alankar

DATE

Action Taken Report :-

The overall Score given by the students was circulated among the faculty members. It was requested that students be motivated for extra-curricular activities along with the competitive exams.

HEAD
School of Studies in History
Pt. R. S. S. University
RAIPUR-492 010 (C. G.)

1.4.2, 1.4.2

शिक्षकों के लिए विद्यार्थियों द्वारा दी जाने वाली प्रतिक्रिया (फीडबैक)

पं. रविशंकर शुक्ल विश्वविद्यालय, रायपुर

2016–2017

कुल छात्र संख्या(फीडबैक) = 48

	1	2	3	4	5	6	7	8	9	10	
शिक्षक का नाम	शिक्षक का ज्ञान आधार (जैसा आपने देखा)	संचार कौशल (उच्चारण एवं बोधगम्यता के संदर्भ मे)	शिक्षक की लगनशीलता प्रतिबद्धता	शिक्षक द्वारा छात्रों मे अध्ययन के प्रति रूचि उत्पन्न करना।	विषयवस्तु को वातावरण एवं समाज के साथ जोड़ने की योग्यता	विषयवस्तु को अन्य पाठ्यक्रम स समन्वित करने की योग्यता।	कक्षा मे तथा कक्षा के बाहर शिक्षक छात्रों की पहुंच (जिसके अंतर्गत शिक्षक छात्रों से बाहर अतिरिक्त अध्ययन तथा विचार विमर्श के लिए प्रेरित करने के लिए उपलब्ध	मूल्यांकन करने की दृष्टि से शिक्षक प्रश्नमंच / परीक्षण / कार्यावटन	विद्यार्थियो को प्रतिक्रिया देने के लिए या उनका प्रगति बताने हेतु शिक्षक के पास समय की उपलब्धता	कुल मुलाजुला कर मूल्यांकन	कुल
प्रोफे. माया वर्मा	3.66	3.45	3.47	3.84	3.41	3.31	3.21	3.74	3.45	2.94	34.48
डॉ. संतुराम कश्यप	3.34	3.23	3.5	3.45	3.39	3.27	3.20	3.30	3.41	2.81	32.9
डॉ. हरीश कुमार साहू	3.64	3.45	3.37	3.54	3.35	3.33	3.40	3.58	3.66	2.93	34.25
	3.54	3.37	3.44	3.61	3.38	3.30	3.30	3.54	3.50		

4.00 – 3.00 = बहुत अच्छा, 3.00 – 2.00 = अच्छा, 2.00 – 1.50 = संतोषप्रद

28.3.17

HEAD
BoS IN LIBRARY & INFORMATION SCIENCE
PT. RAVISHANKAR SHUKLA UNIVERSITY, RAIPUR (C.G.)

Scanned with CamScanner

Scanned with CamScanner

सत्र 2016-17 में शिक्षकों के लिए विद्यार्थियों द्वारा दी जाने वाली फीडबैक से अवगत हुए। फीडबैक से स्पष्ट हुआ कि प्रो० माया वर्मा का छात्रों में अध्ययन के प्रति रूचि उत्पन्न करना बहुत अच्छा बताया गया एवं मूल्यांकन करने की दृष्टि से शिक्षक के प्रश्नमंच / परीक्षण / कार्यबिंदु को अच्छा बताया गया। डॉ० सन्तुराम कश्यप का लगनशीलता प्रतिबद्धता को बहुत अच्छा बताया गया एवं छात्रों में अध्ययन के प्रति रूचि उत्पन्न करना को अच्छा बताया गया।
डॉ० हरीश कुमार साहू का समय की उपलब्धता को बहुत अच्छा बताया गया एवं ज्ञान आधार को अच्छा बताया गया।

इस प्रकार तीनों शिक्षकों का मूल्यांकन से स्पष्ट है कि शिक्षकों द्वारा छात्रों में अध्ययन के प्रति रूचि उत्पन्न करना बहुत अच्छा बताया गया।

Verma

Verma

HEAD
BoS IN LIBRARY &
INFORMATION SCIENCE
PT. RAVISHANKAR SHUKLA
UNIVERSITY, RAIPUR (C.G.)

Scanned with Ca

Scanned with CamScanner

पाठ्यक्रम के लिए विद्यार्थियों द्वारा दी जाने वाली प्रतिक्रिया (फीडबैक)

पं. रविशंकर शुक्ल विश्वविद्यालय, रायपुर

Course/Program- B.Lib.I.Sc/M.Lib.I.Sc./M.Phil/Ph.D

2016–2017

कुल छात्र संख्या(फीडबैक) = 48

	1	2	3	4	5	6	7	8
PARAMETERS	पाठ्यक्रम विषयवस्तु की गहनता	पाठ्यक्रम कितना पूरा हुआ	वास्तविक जीवन परिस्थिति मे पाठ्यक्रम कितना उपयोगी है।	अधिगम मूल्य (ज्ञान / सम्प्रत्यय / हस्त / कौशल / विशेषण योग्यता इत्यादि)	पाठ्यनीय सामग्री की स्पष्टता एवं प्रासंगिकता	अतिरिक्त स्त्रोत सामग्री की प्रासंगिकता(पुस्तकालय)	छात्रों का वांछित प्रयास का स्तर	कुल मिला जुला कर रेटिंग
I	3.45	3.54	3.25	3.14	3.14	3.33	3.25	3.10

V Good = 4, Good = 3, Satisfactory = 2, Unsatisfactory = 1.5

28.3.17

HEAD
BoS IN LIBRARY &
INFORMATION SCIENCE
PT. RAVISHANKAR SHUKLA
UNIVERSITY, RAIPUR (C.G.)

Scanned with CamScanner

सत्र 2016-17 में पाठ्यक्रम से संबंधित छात्र-छात्राओं के फीडबैक के माध्यम से अवगत हुए। जिससे यह स्पष्ट हुआ कि - पाठ्यक्रम की विषयवस्तु की गहनता, पाठ्यक्रम कितना पूरा हुआ, वास्तविक जीवन परिस्थिति में पाठ्यक्रम कितना उपयोगी है, अधिगम मूल्य, पाठ्यसामग्री की सरलता एवं प्रासंगिकता, छात्रों का वांछित प्रयास का स्तर, कुल मिला जुला कर रेटिंग छात्र-छात्राओं के फीडबैक के माध्यम से अच्छा पाया गया।

28.3.17

ACTION TAKEN REPORT

The overall score given by students to the faculty was circulated among the faculty members including adhoc members with the request for improvement in teaching.

HEAD
SoS IN LIBRARY &
INFORMATION SCIENCE
PT. RAVISHANKAR SHUKLA
UNIVERSITY, RAIPUR (C.G.)

Scanned with CamScanner

SOS IN LIFESCIENCES

STUDENT FEEDBACK 2016-17

Abbreviations used

NAMES OF FACULTY			
AKP	Prof. AK Pati	ARTI	Dr. Arti Parganiha ,Assoc.Prof.
AKG	Prof. AK Gupta	AE	Dr. Amia Ekka, Asst.Prof.
SCN	Prof. SC Naithani	LP	Mr. Labya Prabhas, Asst. Prof.
VK	Prof. V.Koche	PAK	Mr. Pervez Ahmed Khan
SKP	Prof. SK Prasad		
RKP	Prof. RK Pradhan		
AP	Prof. Aditi N.Poddar		

SCORING			
4	3	2	1
A	**B**	**C**	**D**
Very good	Good	Satisfactory	Unsatisfactory

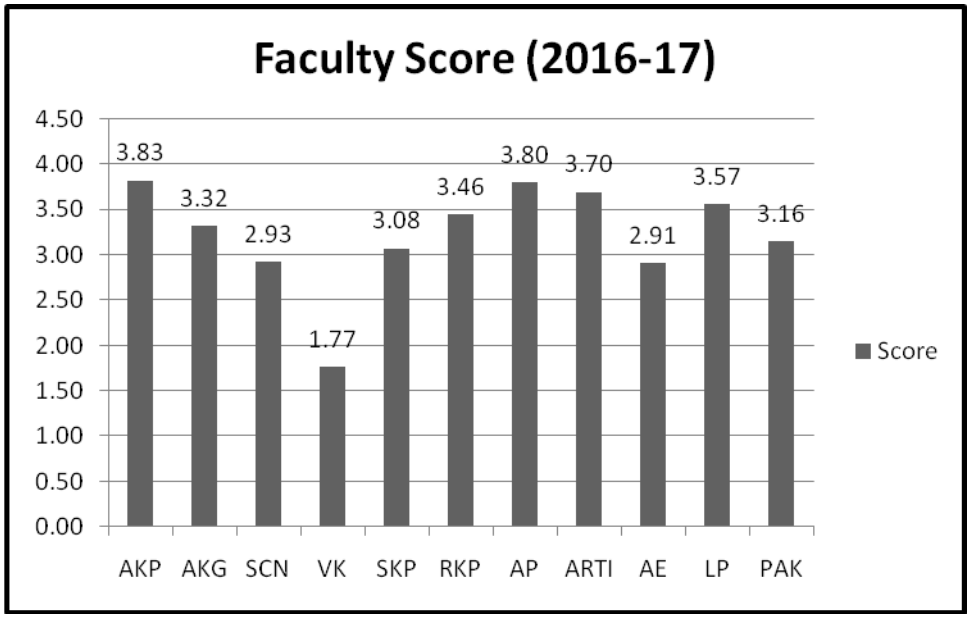

PERCENT RESPONSE OF STUDENTS TO FACULTY

FACULTY	VGOOD	GOOD	SAT	UNSAT
AKP	83.95	14.81	1.23	0
AKG	55.55	27.77	10	6.66
SCN	35.55	33.33	20	11.11
VK	7.77	15.55	22.22	54.44
SKP	35.55	43.33	14.44	6.66
RKP	54.44	36.66	8.88	0
AP	80	20	0	0
ARTI	73.33	23.33	3.33	0
AE	31.11	37.77	22.22	8.88
LP	62.22	32.22	5.55	0
PAK	34.56	46.91	18.51	0

ACTION TAKEN REPORT

The overall score given by students to the faculty was circulated among the faculty members with the request for improvement in teaching.

Aditi Niyogi Poddar

Professor in charge

Student feedback, SLS

SOS IN LITERATURE & LANGUSGES

STUDENT FEEDBACK 2016-'17

Abbreviations used

NAMES OF FACULTY			
1	Prof. Keshari Lal Verma	8	Dr. Mrinalini Karmoker
2	Dr. Vyas Narayan Dubey	9	Dr. Smita Sharma
3	Prof. Shail Sharma	10	Dr. Arti Pathak
4	Dr. Madhulata Bara	11	Dr. Jaipal Singh
5	Dr. Savita Singh	12	Dr. Kaustubh Mani Dwivedi
6	Dr. Harsh Sharma	13	Mrs. Sonal Mishra
7	Dr. Basumati Nadig		

SCORING			
4	3	2	1
A	**B**	**C**	**D**
Very good	Good	Satisfactory	Unsatisfactory

No. of students participating –MA Linguistics (03); MA Hindi (14);MA English (54); MA Chhattisgarhi (74) = Total 145;Total faculty members[Permanent(09) & Guest Faculty (10)]=14

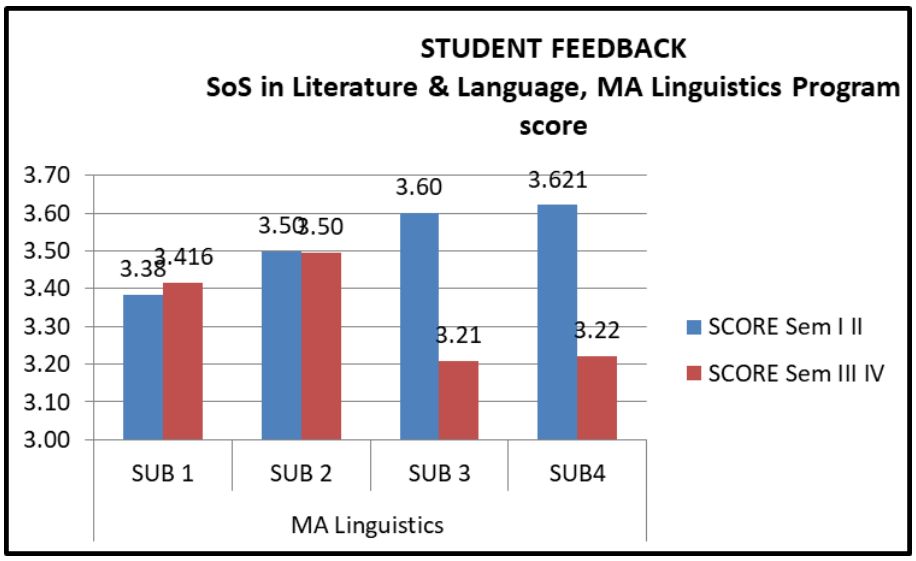


MA Linguistics I & II Semester
FACULTY SCORE
3.65
3.60
3.55
3.50
3.45
3.40
3.35
3.30
3.25
3.38
3.50
3.60
3.621
A
B
C
D
MEAN SCORE


MA Linguistics III & IV Semester
FACULTY SCORE
3.55
3.5
3.45
3.4
3.35
3.3
3.25
3.2
3.15
3.1
3.05
3.416
3.50
3.21
3.22
A
B
C
D
MEAN SCORE

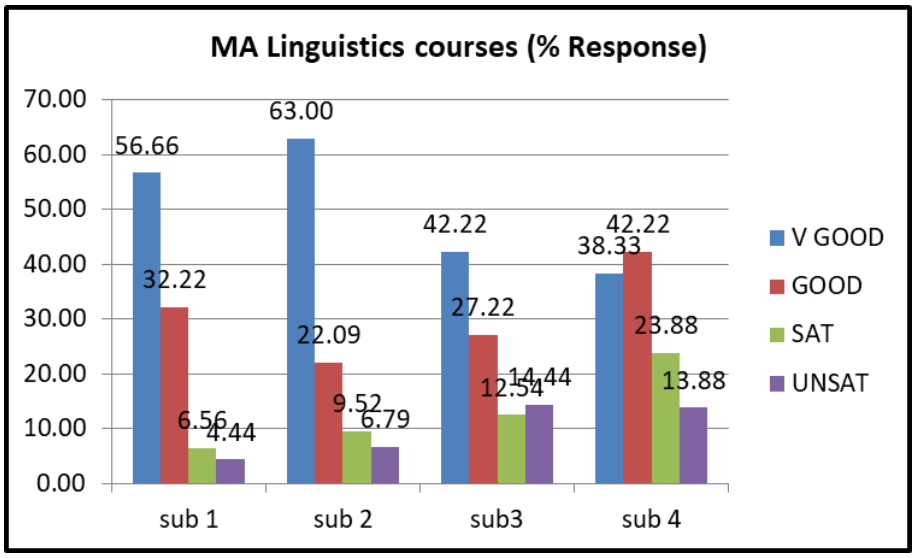
MA Linguistics courses (% Response)
70.00
60.00
50.00
40.00
30.00
20.00
10.00
0.00
56.66
32.22
6.56
4.44
63.00
22.09
9.52
6.79
42.22
27.22
12.54
14.44
38.33
42.22
23.88
13.88
sub 1
sub 2
sub3
sub 4
V GOOD
GOOD
SAT
UNSAT

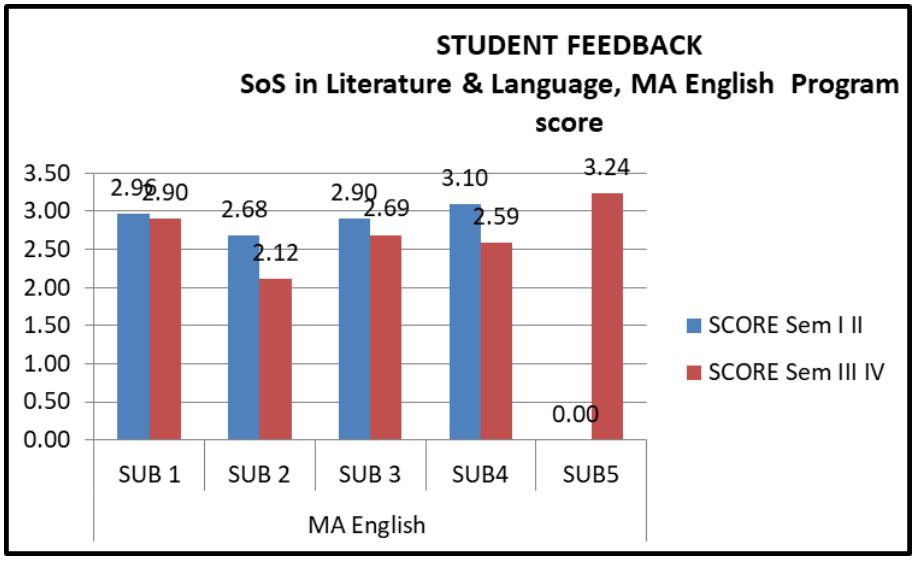
STUDENT FEEDBACK
SoS in Literature & Language, MA English Program score
3.50
3.00
2.50
2.00
1.50
1.00
0.50
0.00
2.96
2.90
2.68
2.12
2.90
2.69
3.10
2.59
0.00
3.24
SUB 1
SUB 2
SUB 3
SUB4
SUB5
MA English
SCORE Sem I II
SCORE Sem III IV


MA English I & II Semester
FACULTY SCORE
4.5
4
3.5
3
2.5
2
1.5
1
0.5
0
3.28
3.83
2.82
2.78
A
B
C
D
MEAN SCORE


MA English III & IV Semester
Faculty Score
3.5
3
2.5
2
1.5
1
0.5
0
3.12
3.01
2.98
2.85
2.19
2.21
A
B
C
D
E
F
MEAN SCORE

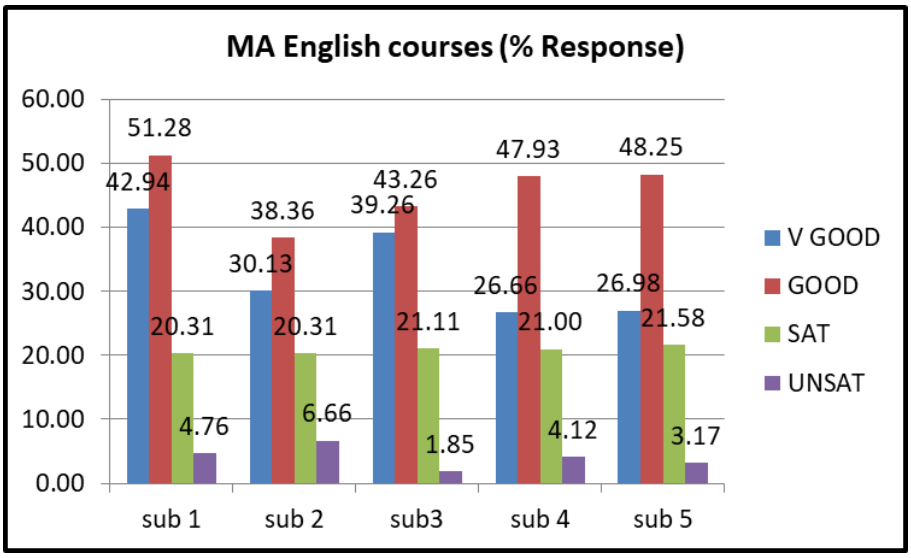

M A Chhattisgarhi Year 2016-2017

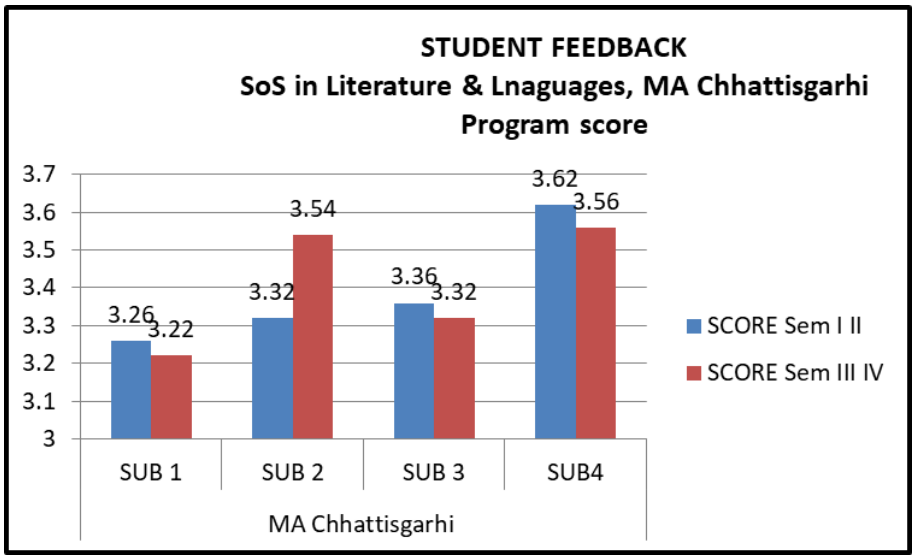

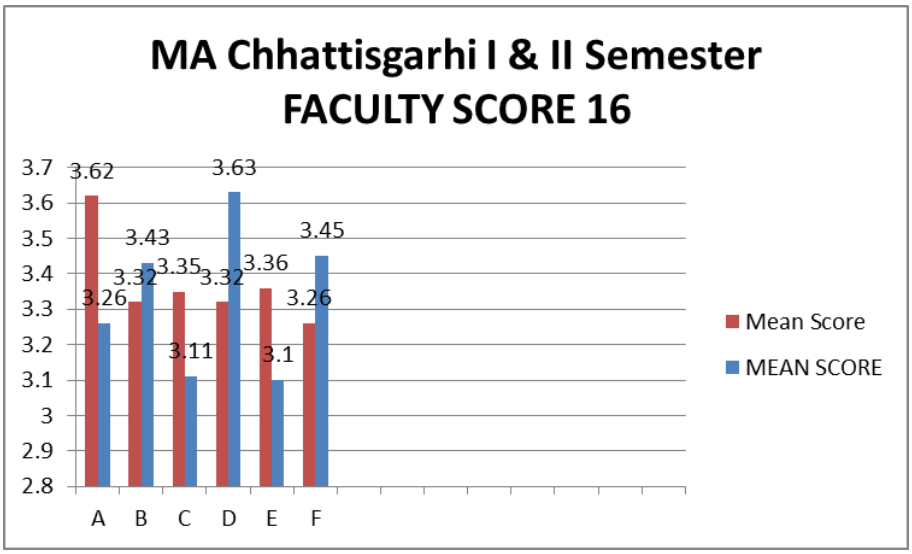
MA Chhattisgarhi I & II Semester
FACULTY SCORE 16
3.7
3.6
3.5
3.4
3.3
3.2
3.1
3
2.9
2.8
3.62
3.26
3.32
3.43
3.35
3.11
3.32
3.63
3.36
3.1
3.26
3.45
A
B
C
D
E
F
Mean Score
MEAN SCORE

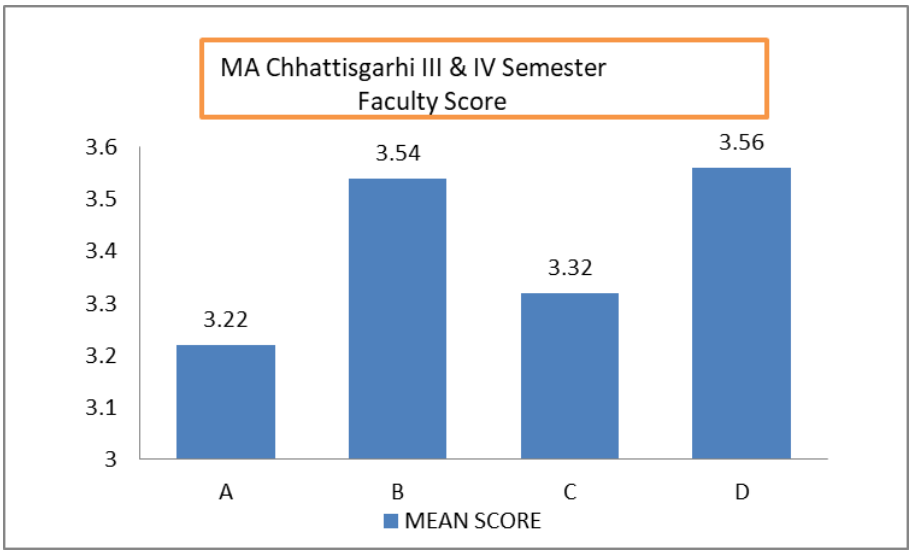
MA Chhattisgarhi III & IV Semester
Faculty Score
3.6
3.5
3.4
3.3
3.2
3.1
3
3.22
3.54
3.32
3.56
A
B
C
D
MEAN SCORE

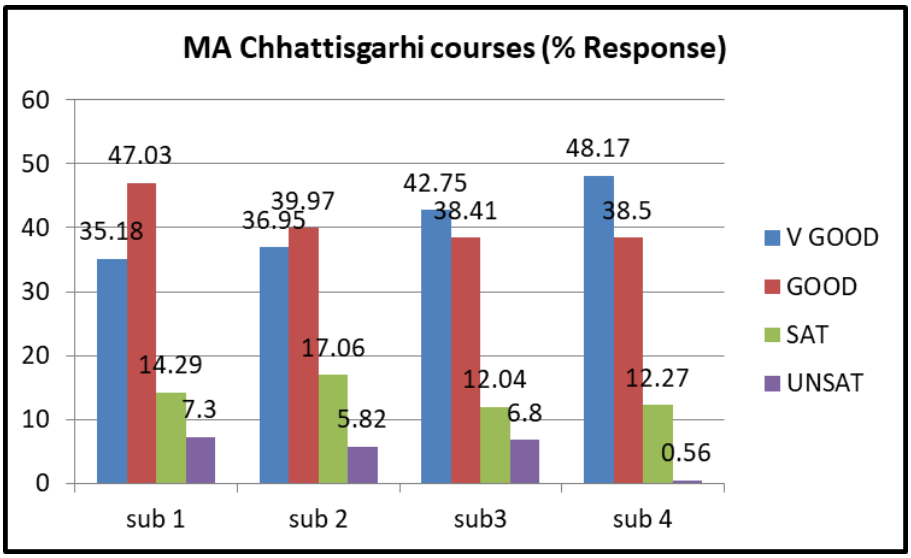
MA Chhattisgarhi courses (% Response)
60
50
40
30
20
10
0
47.03
35.18
14.29
7.3
39.97
36.95
17.06
5.82
42.75
38.41
12.04
6.8
48.17
38.5
12.27
0.56
sub 1
sub 2
sub3
sub 4
V GOOD
GOOD
SAT
UNSAT

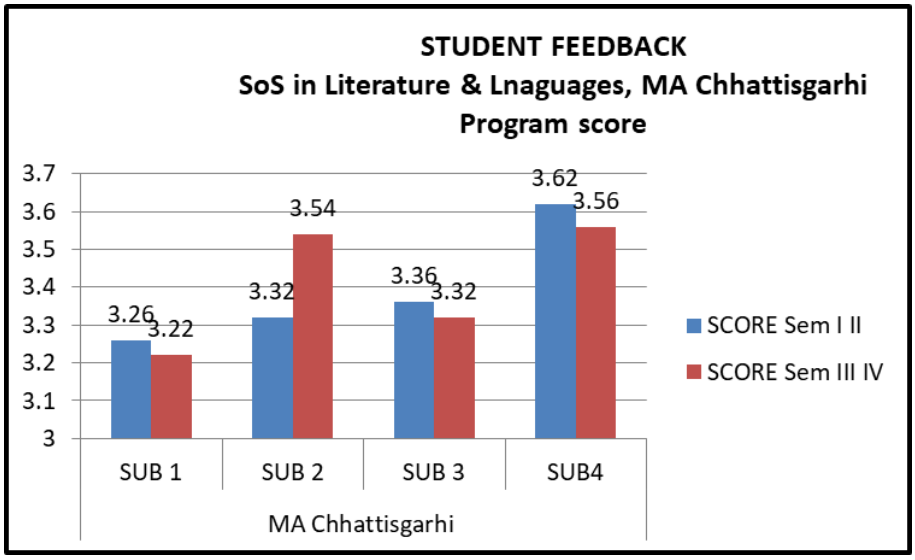
STUDENT FEEDBACK
SoS in Literature & Lnaguages, MA Chhattisgarhi
Program score
3.7
3.6
3.5
3.4
3.3
3.2
3.1
3
3.26
3.22
3.32
3.54
3.36
3.32
3.62
3.56
SUB 1
SUB 2
SUB 3
SUB4
MA Chhattisgarhi
SCORE Sem I II
SCORE Sem III IV

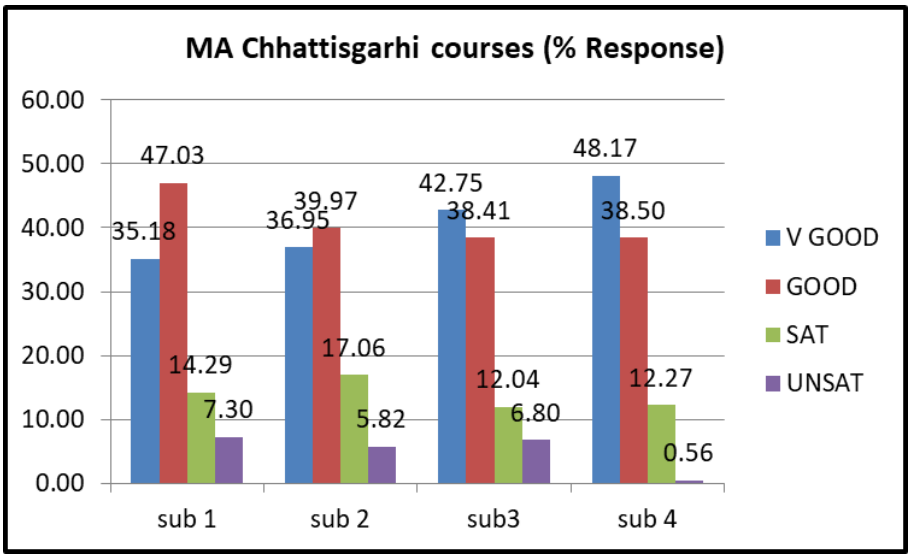

PERCENT RESPONSE TO FACULTY

MA. Linguistics I, II semester

FACULTY	VGOOD	GOOD	SAT	UNSAT
A	71.11	17.77	8.88	0
B	57.77	24.44	11.11	6.66
C	55.55	28.88	8.88	6.66
D	53.33	26.66	11.11	8.88

MA Linguistics III, IV semester

FACULTY	VGOOD	GOOD	SAT	UNSAT
A	66.66	33.33	0	0
B	69.84	17.46	7.93	4.7
C	33.33	27.77	16.66	22.22
D	11.11	44.44	16.66	27.77

MA English I, II semester

FACULTY	VGOOD	GOOD	SAT	UNSAT
A	42.94	51.28	20.3	4.76

B	30.13	38.36	20.3	6.66
C	39.26	43.26	21.1	1.85
E	26.66	47.93	21	4.12

MA English III,IV semester

FACULTY	VGOOD	GOOD	SAT	UNSAT
A	35.55	52.96	20.31	4.76
B	29.20	47.30	20.31	6.66
C	33.33	51.85	21.11	1.85
D	26.66	47.93	21.00	4.12
E	26.98	48.25	21.58	3.17

MA Hindi I, II semester

FACULTY	VGOOD	GOOD	SAT	UNSAT
A	23.76	39.69	11.85	2.1
B	31.76	41.69	9.5	2.1
C	36.76	46.69	9.5	2.1
D	38.76	39.69	9.5	2.1

MA Hindi III, IV semester

FACULTY	VGOOD	GOOD	SAT	UNSAT
A	**49.20**	**30.15**	**11.11**	**9.52**
B	36.50	38.09	17.46	7.93
C	**49.20**	**30.15**	**11.11**	**9.52**
D	**50.79**	**36.50**	**12.69**	**0**

MA Chhattisgarhi I, II semester

FACULTY	VGOOD	GOOD	SAT	UNSAT
A	37.5	36.1	15.5	10.83
B	37.5	36.1	15.5	10.83
C	41.16	36.1	15.5	0.06

D	41.16	36.1	15.5	0.06

MA Chhattisgarhi III, IV semester

FACULTY	VGOOD	GOOD	SAT	UNSAT
A	28.1	47.93	21	4.12
B	22.3	38.5	20.3	6.66
C	28.9	41.2	18.1	1.58
D	41.16	36.1	15.5	0.06

ACTION TAKEN REPORT

The overall score given by students to the faculty was circulated among the faculty members including Guest members with the request for improvement in teaching.

Prof. Shail Sharma
Head & Professor in charge
Student feedback, SoS Literature & Language

Feedback of MBA 2016-18

Extent of courage of course

	Frequency	Percent
Very good	7	17.07
Good	22	53.65
Satisfactory	12	29.26
Total	41	100

Learning value (in terms of knowledge, concepts, annual skills, analytical, abilities,& broadcasting)

	Frequency	Percent
Very good	3	7.31
Good	22	53.66
Satisfactory	16	39.02
Total	41	100

Relevance of additional source material (Library)

	Frequency	Percent
Very good	11	26.82
Good	22	53.65
Satisfactory	8	19.51
Total	41	100

Overall rating

	Frequency	Percent
Very good	6	14.63
Good	17	41.46
Satisfactory	21	43.90
Total	41	100

Applicability / relevance to real life situations

	Frequency	Percent
Very good	6	14.63
Good	21	51.21
Satisfactory	14	34.15
Total	41	100

Clarity & relevance of textual reading material

	Frequency	Percent
Very good	11	26.82
Good	18	43.90
Satisfactory	12	29.26
Total	41	100

Extent of effort required by students

	Frequency	Percent
Very good	7	17.07
Good	19	46.34
Satisfactory	15	36.58
Total	41	100

Total frequency

	Frequency	Percent
Very good	5	12.19
Good	22	53.65
Satisfactory	14	34.15
Total	41	100

Response

	Frequency	Percent
Very good	10	24.39
Good	16	39.02
Satisfactory	15	36.58
Total	41	100

Overall rating

	Frequency	Percent
Very good	12	29.27
Good	13	31.71
Satisfactory	16	39.02
Total	41	100

Deapth of course content including project work if any

	Frequency	Percent
Very good	11	26.83
Good	14	34.15
Satisfactory	16	39.02
Total	41	100

Scanned with CamScanner

Action Taken Report

1. Answer books of students were shown to them after internal assement analysis of each subjects to help them understand their limitations.

2. Suggestions for syllabus review were invited by ~~to~~ alumnee and industry experts.

Scanned with CamScanner

(42)

SoS in Mathematics, PRSU, Raipur (C.G.)

STUDENT FEEDBACK ANALYSIS REPORT (2016-17)

SCALE USED	4	3	2	1
	A	B	C	D
	Very Good	Good	Satisfactory	Unatisfactory

AVREVIATIONS USED

MSc (P)	MSc Previous (Sem I/II)
MSc (F)	MSc Previous (Sem III/IV)
HKP	Prof. H.K. Pathak
BKS	Prof. B.K. Sharma
BST	Dr. B.S. Thakur
MYR	Dr. M.R Yaday
DT	Dr. Dipti Thakur
DS	Dileshwari Sahu
MPG	Mayur Puri Goswami
GRD	Gopal Ram Dirhhi

Action Taken Report.

Remark:-

The overall score given by students to the faculty was circulated among the faculty members with the request for improvement in teaching.

HEAD
School of Studies in Mathematics
Pt.Ravishankar Shukla University
RAIPUR (C. G.) 492010

STUDENT PERCENT RESPONSE FOR FACULTY
MATHEMATICS

Name	Very Good	Good	Satisfactory	Unsatisfactory
Prof. H.K. Pathak	62	31	9.67	1.34
Prof. B.K. Sharma	59.92	23.33	17.35	5.67
Dr. B.S. Thakur	63.45	25.11	7.67	4.58
Dr. M.R Yaday	43.67	31.33	18.67	3.33
Dr.Dipti Thakur	43.33	35.19	12.29	3.34
Mayur Puri Goswami	31	37.67	29.34	2
Gopal Ram Dirhhi	28.95	39.46	29.06	10.64
Dileshwari Sahu	44.67	26.33	12.67	8.33

STUDENT PERCENT RESPONSE FOR FACULTY
MATHEMATICS SEMESTER III/IV

Name	Very Good	Good	Satisfactory	Unsatisfactory
Dr.B.S. Thakur	59.23	21.23	11.67	8.21
Dr. M.R Yaday	43.67	31.33	18.67	3.33
Dr.Dipti Thakur	43.33	35.19	12.29	3.34
Mayur Puri Goswami	41.33	33	12.45	2.67
Gopal Ram Dirhi	14.29	47.62	37.14	10.95

STUDENT PERCENT RESPONSE FOR FACULTY
MATHEMATICS SEMESTER I/II

Name	Very Good	Good	Satisfactory	Unsatisfactory
Prof. H.K. Pathak	62	31	9.67	1.34
Prof. B.K. Sharma	59.92	23.33	17.35	5.67
Dr. B.S. Thakur	67.67	29	3.67	0.95
Dileshwari Sahu	44.67	26.33	12.67	8.33
Gopal Ram Dirhi	43.3	31.3	21.98	10.33

HEAD
School of Studies in Mathematics
Pt.Ravishankar Shukla University
RAIPUR [C. G.] 492010

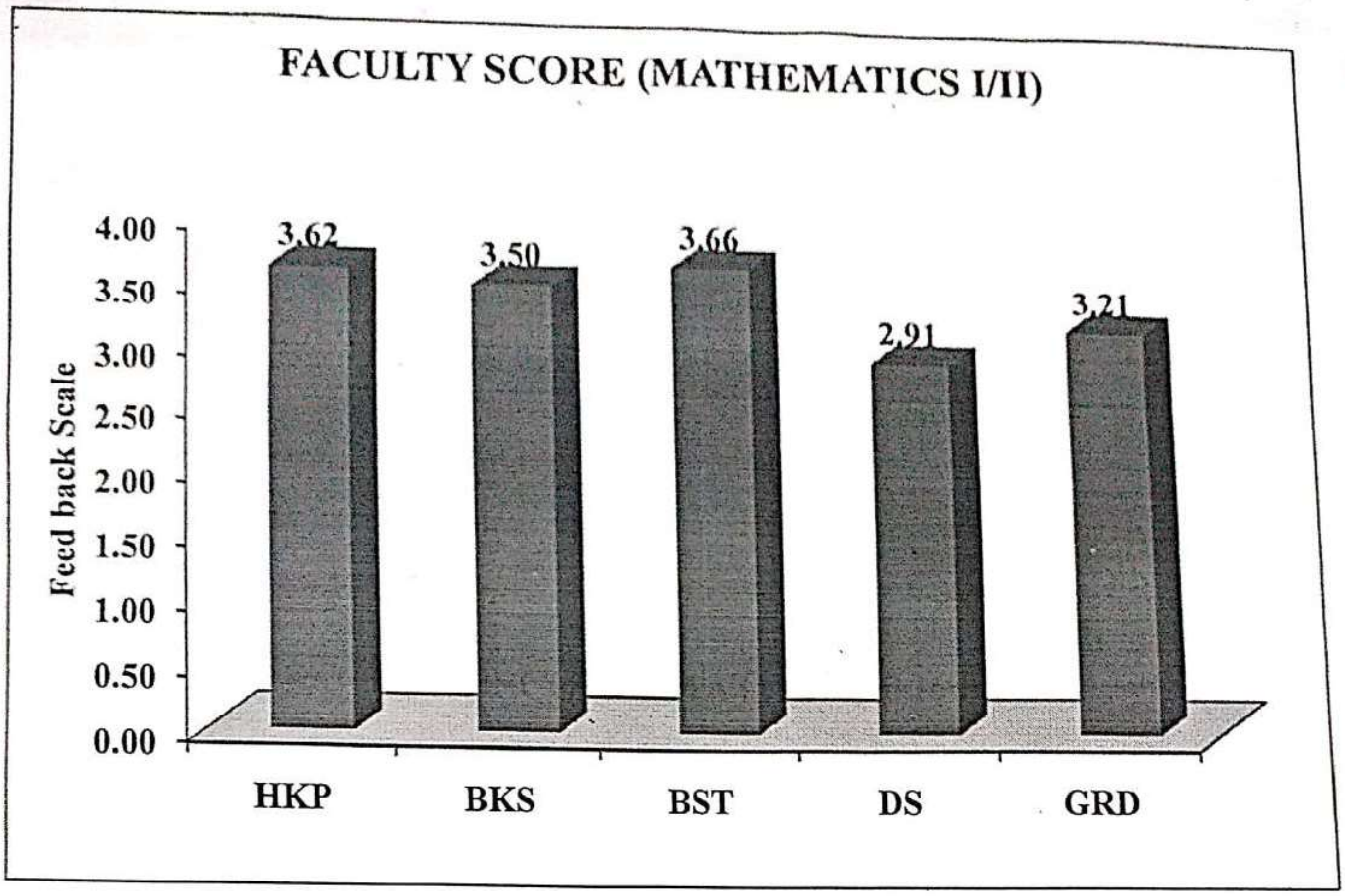
FACULTY SCORE (MATHEMATICS I/II)
Feed back Scale
4.00
3.50
3.00
2.50
2.00
1.50
1.00
0.50
0.00
3.62
3.50
3.66
2.91
3.21
HKP
BKS
BST
DS
GRD

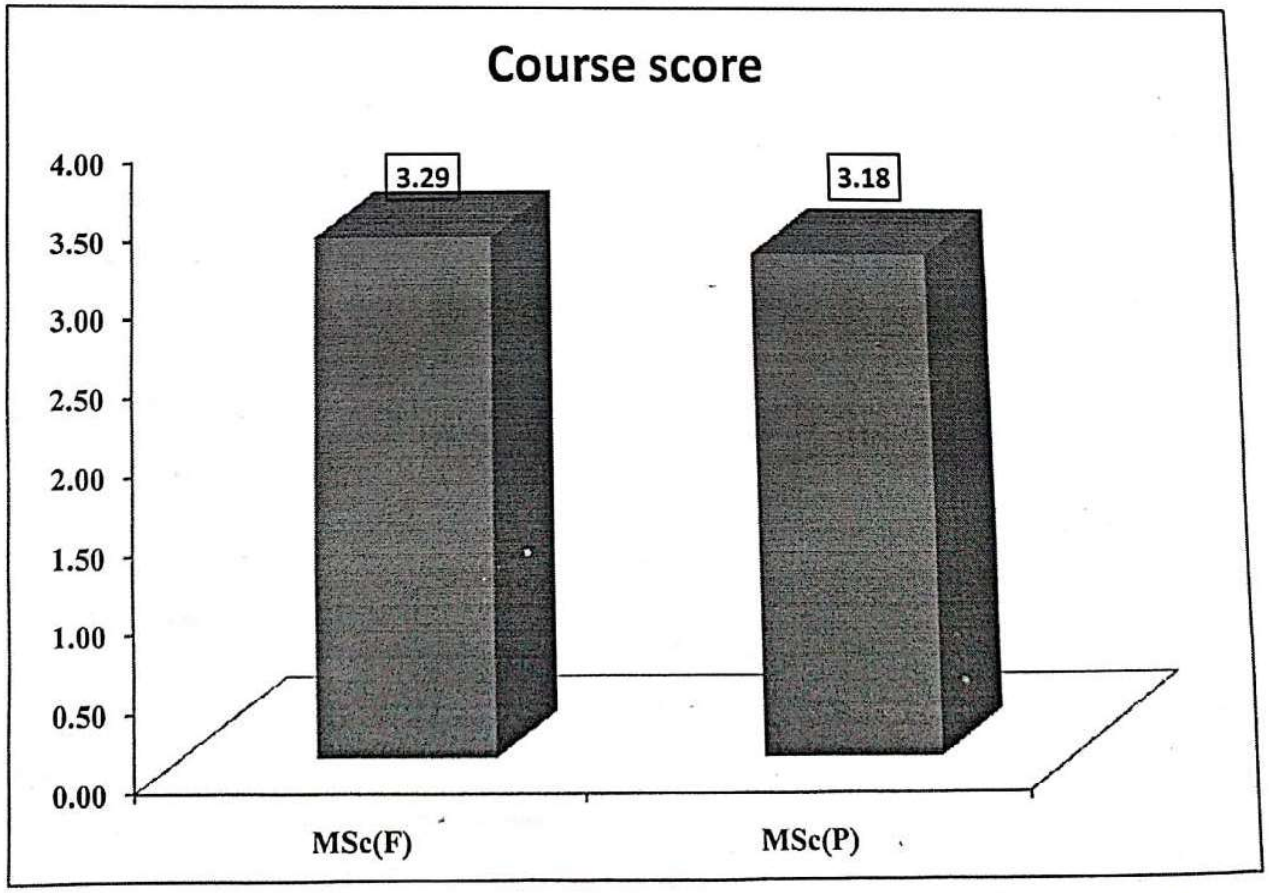
Course score
4.00
3.50
3.00
2.50
2.00
1.50
1.00
0.50
0.00
3.29
3.18
MSc(F)
MSc(P)

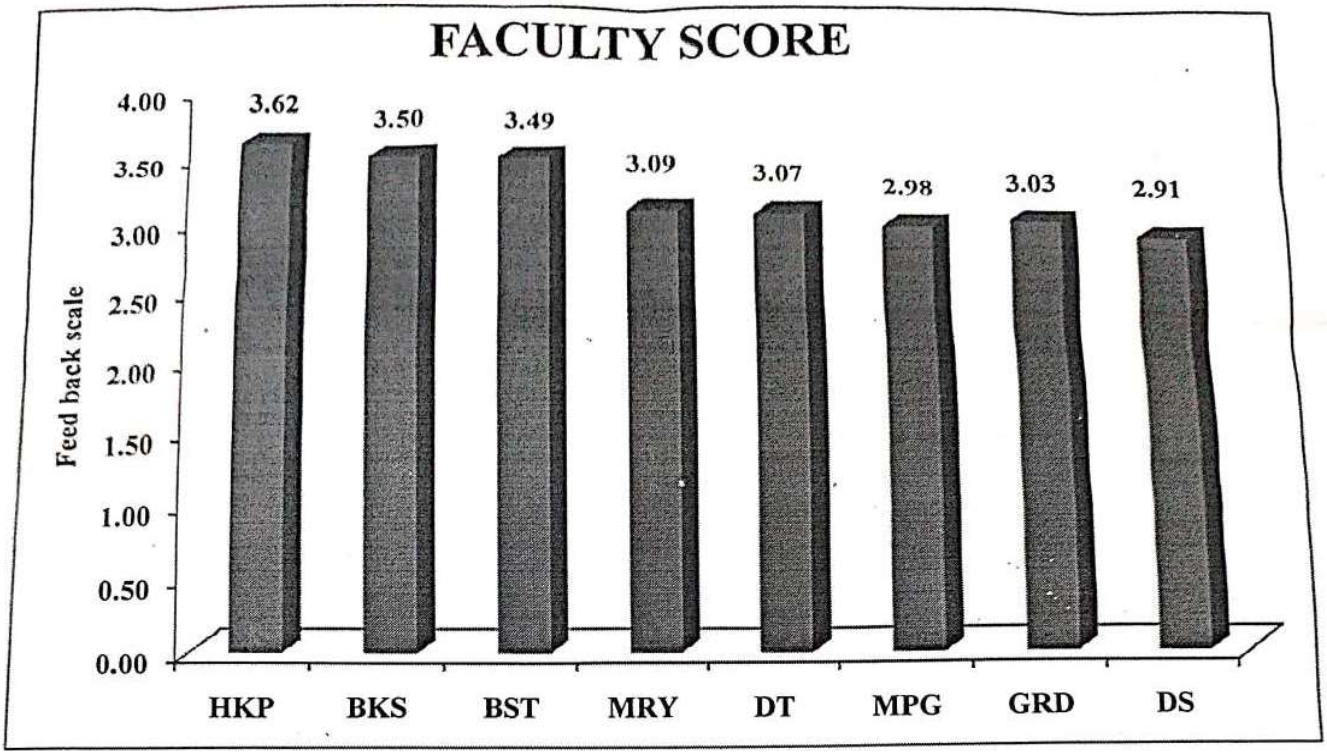
FACULTY SCORE
Feed back scale
4.00
3.50
3.00
2.50
2.00
1.50
1.00
0.50
0.00
3.62
3.50
3.49
3.09
3.07
2.98
3.03
2.91
HKP
BKS
BST
MRY
DT
MPG
GRD
DS

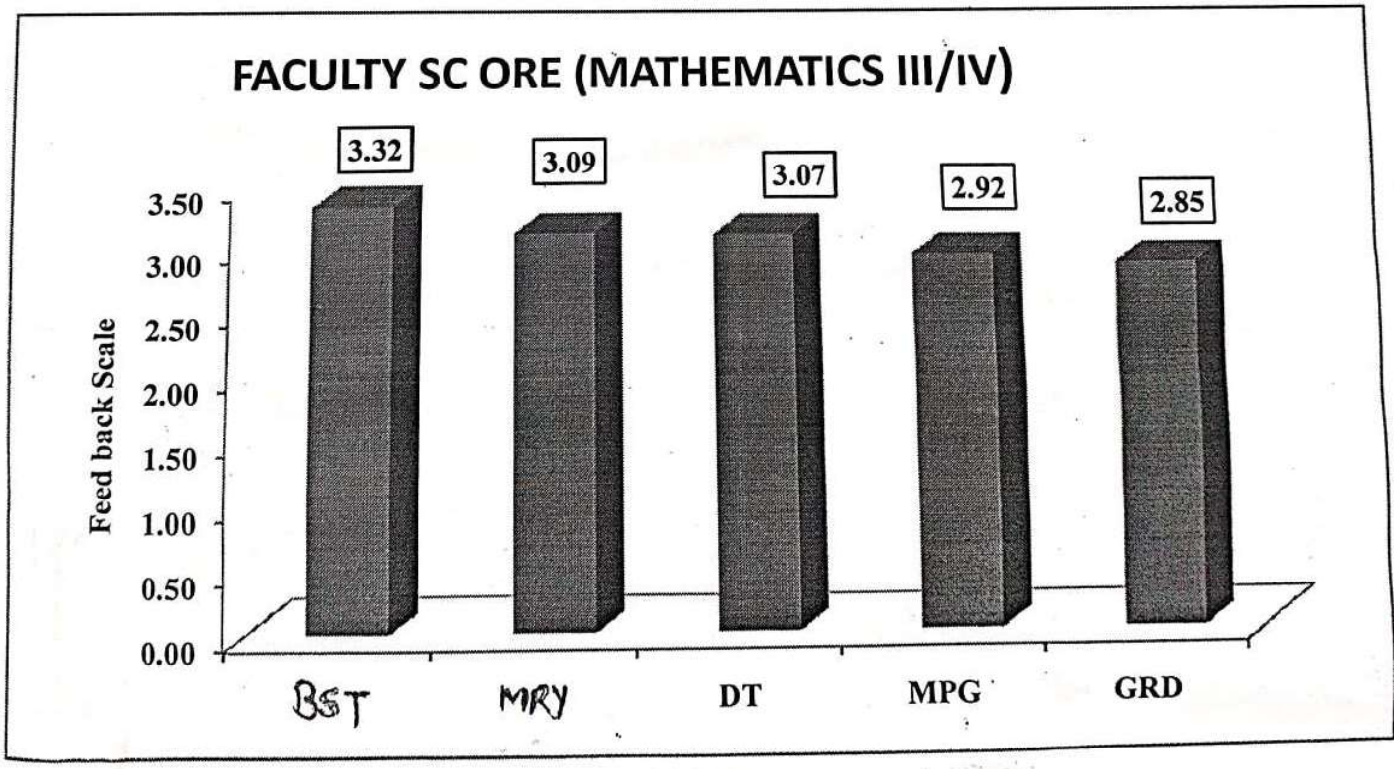
FACULTY SC ORE (MATHEMATICS III/IV)
Feed back Scale
3.50
3.00
2.50
2.00
1.50
1.00
0.50
0.00
3.32
3.09
3.07
2.92
2.85
BST
MRY
DT
MPG
GRD

SOS IN PHARMACY

STUDENT FEEDBACK *(Session 2016-17)*

Abbreviations used

NAMES OF FACULTY			
A	Prof. Shailendra Saraf	I	Mr. Rajendra Jangde
B	Prof, Swarnlata Saraf	J	Mr. Rakesh Tirkey
C	Dr. Preeti K. Suresh	K	Mr. Adeep Kujur
D	Dr. S. J. Daharwal	L	Mr. Manmohan Singh
E	Dr. Deependra Singh	M	Mr. Atul Tripathi
F	Dr. Vishal Jain	N	Ms. Manisha Tirkey
G	Dr. Manju Singh		
H	Dr. Amber Vyas		

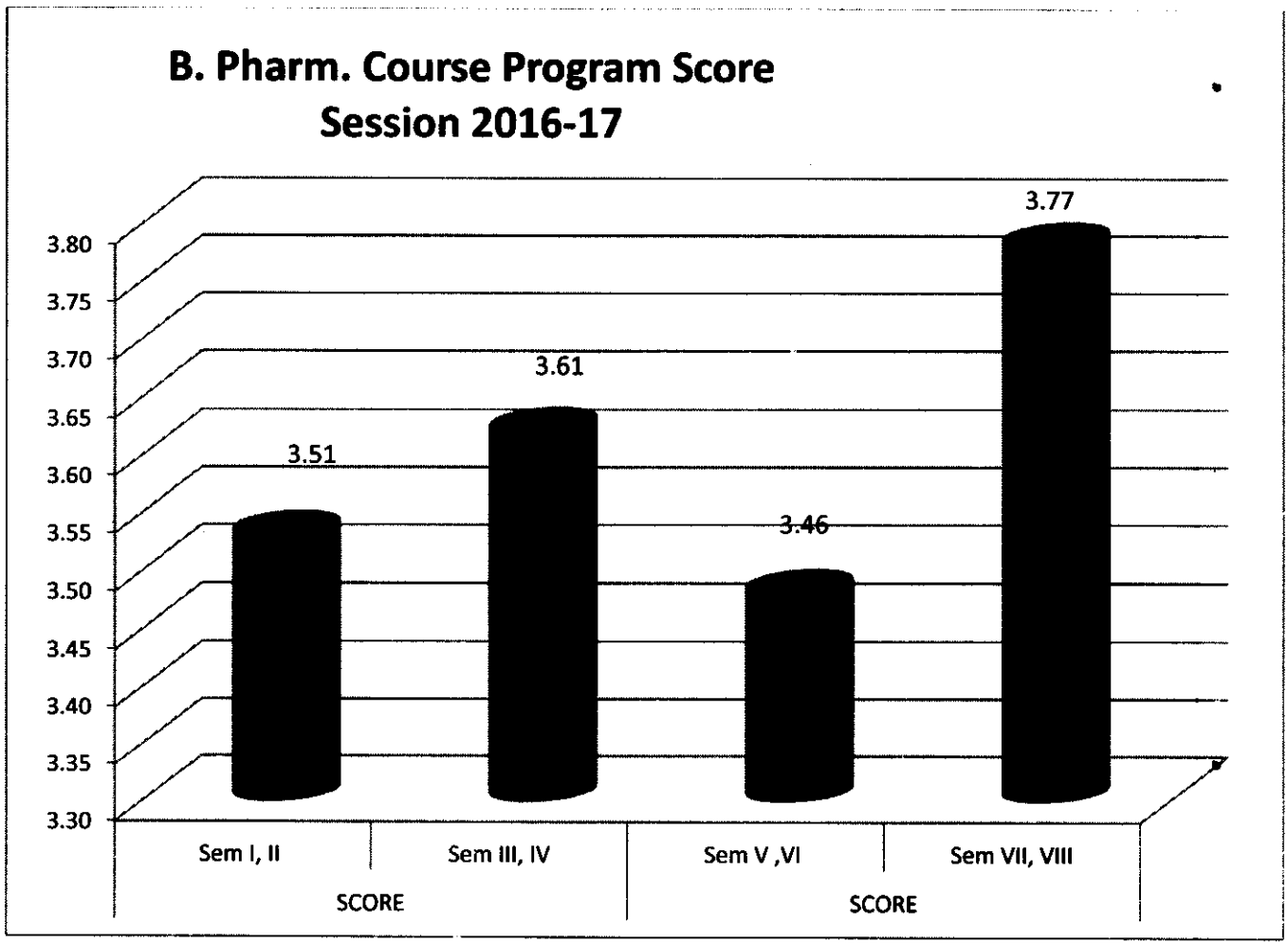
B. Pharm. Course Program Score
Session 2016-17
3.80
3.75
3.70
3.65
3.60
3.55
3.50
3.45
3.40
3.35
3.30
3.51
3.61
3.46
3.77
Sem I, II
Sem III, IV
Sem V ,VI
Sem VII, VIII
SCORE
SCORE

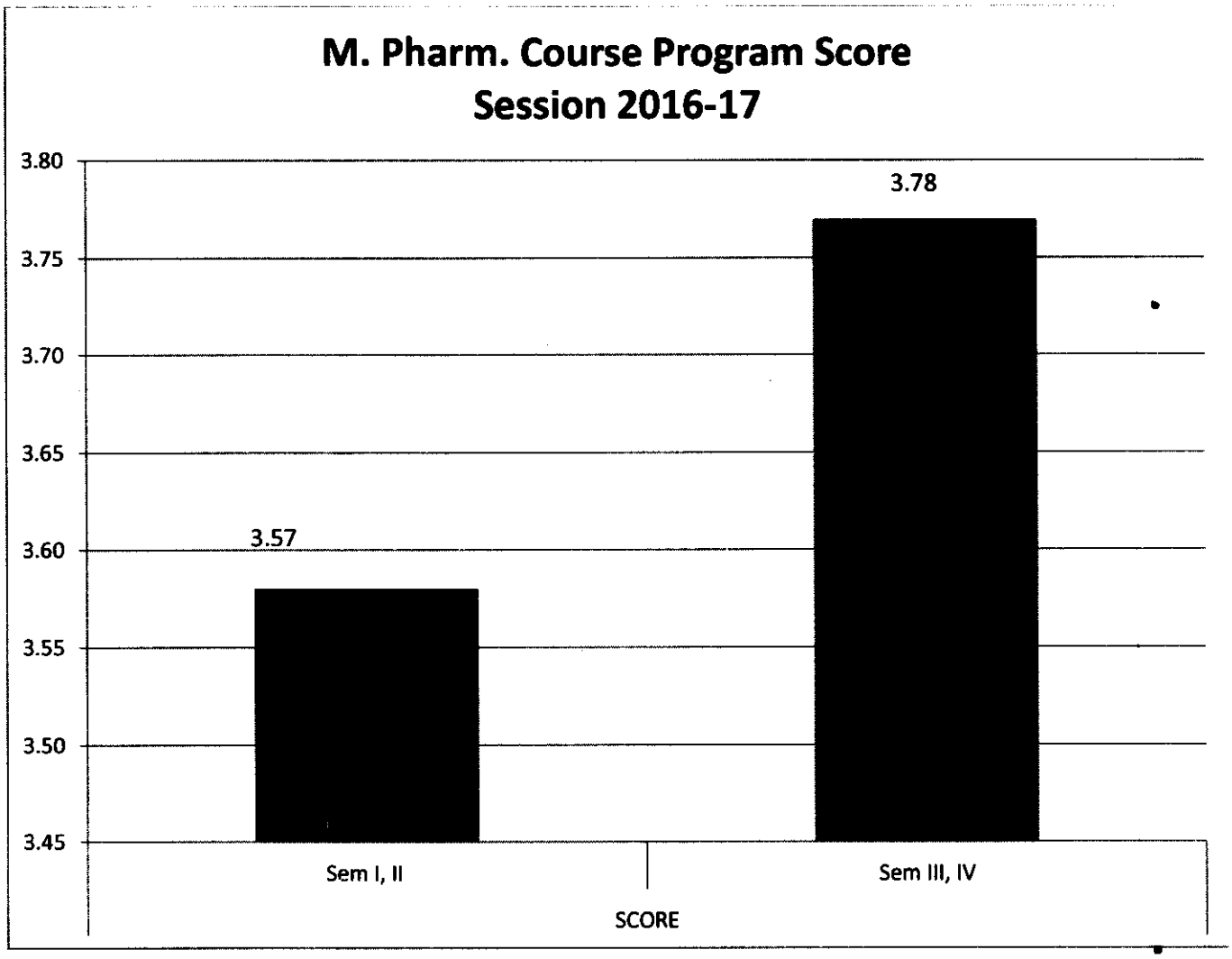
M. Pharm. Course Program Score
Session 2016-17
3.80
3.75
3.70
3.65
3.60
3.55
3.50
3.45
3.57
3.78
Sem I, II
Sem III, IV
SCORE

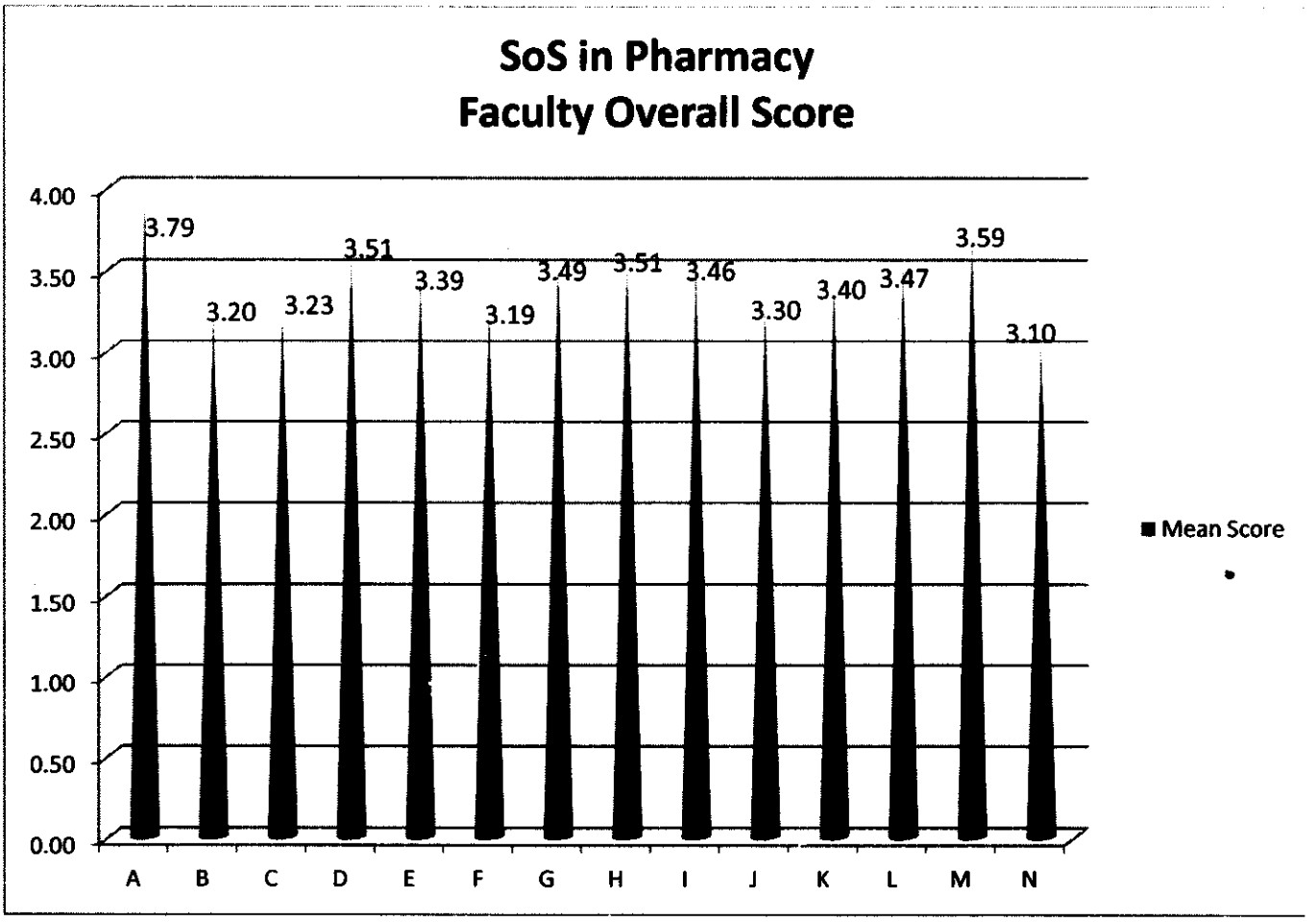
SoS in Pharmacy
Faculty Overall Score
4.00
3.50
3.00
2.50
2.00
1.50
1.00
0.50
0.00
3.79
3.20
3.23
3.51
3.39
3.19
3.49
3.51
3.46
3.30
3.40
3.47
3.59
3.10
A
B
C
D
E
F
G
H
I
J
K
L
M
N
Mean Score

STUDENT FEEDBACK SUMMARY REPORT (2016-17)

The student feedback forms (questionnaires 1, 2 and 3) were collected from the students of B. Pharm. and M. Pharm. at the end of every semester.

The thorough analysis of feedback forms stands from very good to satisfactory. Overall good performance of the institute and the faculty members was observed

In/charge Feedback Cell

STUDENT FEEDBACK SUMMARY REPORT (2016-17)

The student feedback forms (questionnaires 1, 2 and 3) were collected from the students of B. Pharm. and M. Pharm. at the end of every semester.

SUGGESTIONS GIVEN BY STUDENTS

1. Industrial visit must be added in the syllabus.
2. Question papers in sessional examinations must be more objective than subjective.
3. Organizing surprise tests.

The feedback received from the students B. Pharm. and M. Pharm (2016-17) was discussed in details in the staff Council meeting. It was unanimously decided to find out the weak points from the feedback and resolve them for improvement. The suggestions made by the students may be also taken into consideration. It was resolved to prepare the action taken report for the feedback.

ACTION TAKEN REPORT

1. The institute is very keen about the Industrial training for students and all efforts will be made in this direction now.
2. Question papers in sessional examinations are both subjective and objective.
3. Surprise tests are organized by faculty members from time to time.

The thorough analysis of feedback forms stands from very good to satisfactory. Overall good performance of the institute and the faculty members was observed

Prof. & Head
University Institute of Pharmacy
Pt. Ravishankar Shukla University
RAIPUR (C.G.)

In/charge Feedback Cell

Class: B.P.Ed 1st Semester 2016-17

Total No. of Students- 40

Questions for Feedback: Questionnaire-1

S. No	Question
1.	Depth of the course content including project work, if any
2.	Extent of coverage of course.
3.	Application /relevance to real life situation.
4.	Learning value (in term of knowledge, concepts, manual skills, analytical abhilities and broadening perspectives).
5.	Clarity and relevance of textual reading martial
6.	Relevance of additional source of material (Library).
7.	Extent of effort required by students (You) to cope with the course /program**.**
8.	Provision of sufficient time for feedback.
9.	Overall rating.

Categories of responses for feedback from students

S. No.	Category for response
1.	Very Good
2.	Good
3.	Satisfactory
4.	Unsatisfactory

S. No	Question	Response			
		Very Good	Good	Satisfactory	Unsatisfactory
1.	A	18	19	3	0
2.	**B**	20	14	6	0
3.	**C**	24	13	3	0
4.	**D**	12	23	5	0
5.	**E**	20	19	1	0
6.	**F**	16	12	12	0
7.	**G**	12	24	4	0
8.	**H**	13	23	4	0
9.	**I**	14	23	3	0
TOTAL		**149**	**170**	**41**	**0**

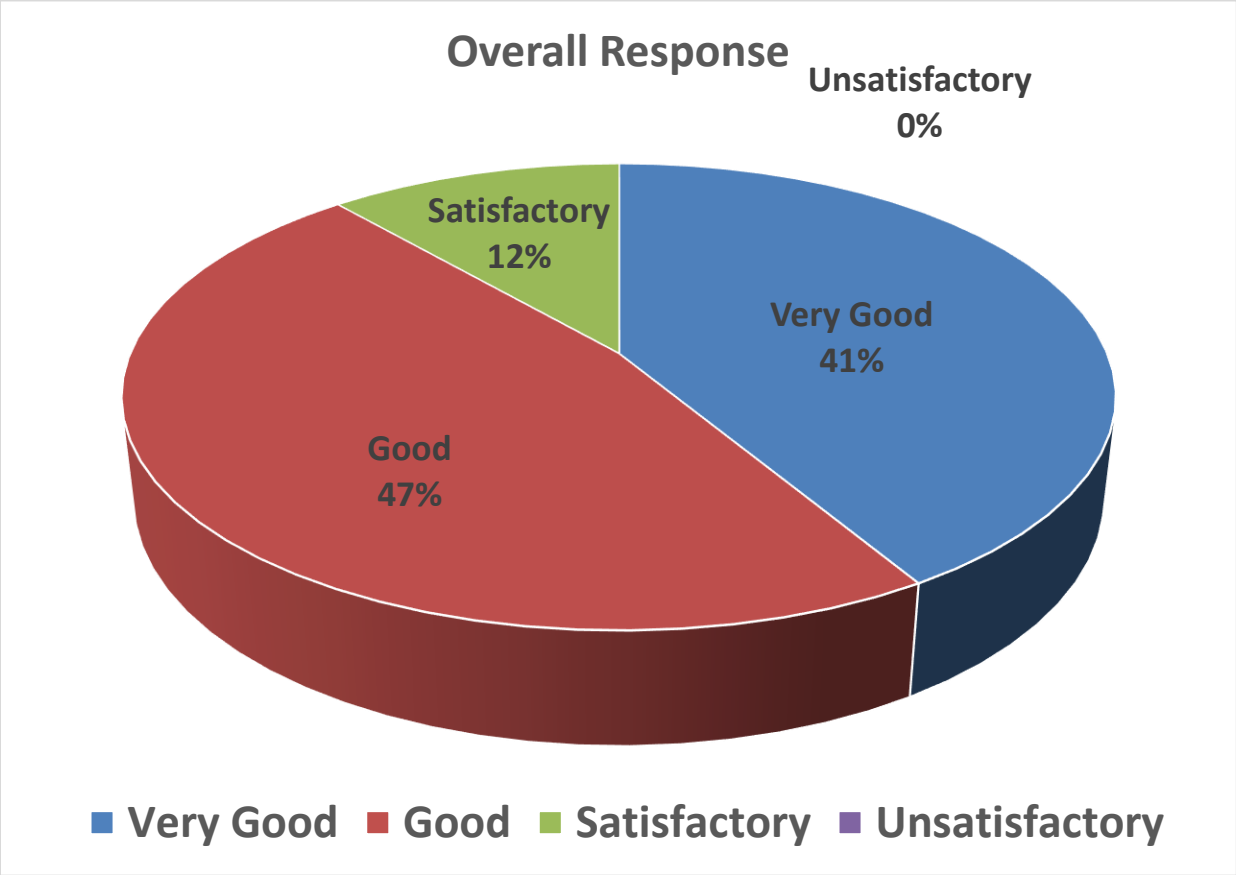

Class: B.P.Ed 1st Semester 2016-17

Total No. of Students: - 28

S. No.	Subjects	**Name of Teacher**
1.	Health Education and Environmental Studies	Prof. Reeta Venugopal
2.	Anatomy And Physiology	Dr. N.M Ghosh
3.	History, principle and Foundation of Physical Education	Dr. Milind Bhandeo
4.	Officiating And Coaching	Dr. Milind Bhandeo

Questions for Feedback: Questionnaire-2

S. No	**Question**
10.	Knowledge base of the teacher (as perceived by you)
11.	Communication skills (in terms of articulation & comprehensibility
12.	Sincerity/ Commitment of the teacher
13.s	Interest generated by the teacher
14.	Ability to integrate course material with others environment / other issues, to provide a broader perspective
15.	Ability to integrate content with other courses
16.	Accessibility of the teacher in & out of the class (include availability of the teacher to motivate further study & discussion outside class)
17.	Ability to design quizzes /tests/assignment/ examination & projects to evaluate students understanding of the course
18.	Overall rating

Categories of responses for feedback from students

S. No.	**Category for response**
5.	Very Good
6.	Good
7.	Satisfactory
8.	Unsatisfactory

Feedback

Prof. Reeta Venugopal

Subject: Health Education and Environmental Studies

S.N	Question	Response			
		Very good	Good	Satisfactory	Unsatisfactory
1.	A	15	10	1	0
2.	B	16	9	1	0
3.	C	18	8	0	0
4.	D	13	13	0	0
5.	E	14	12	0	0
6.	F	16	10	0	0
7.	G	18	8	0	0
8.	H	15	11	0	0
9.	I	14	12	0	0
Total		139	93	2	0

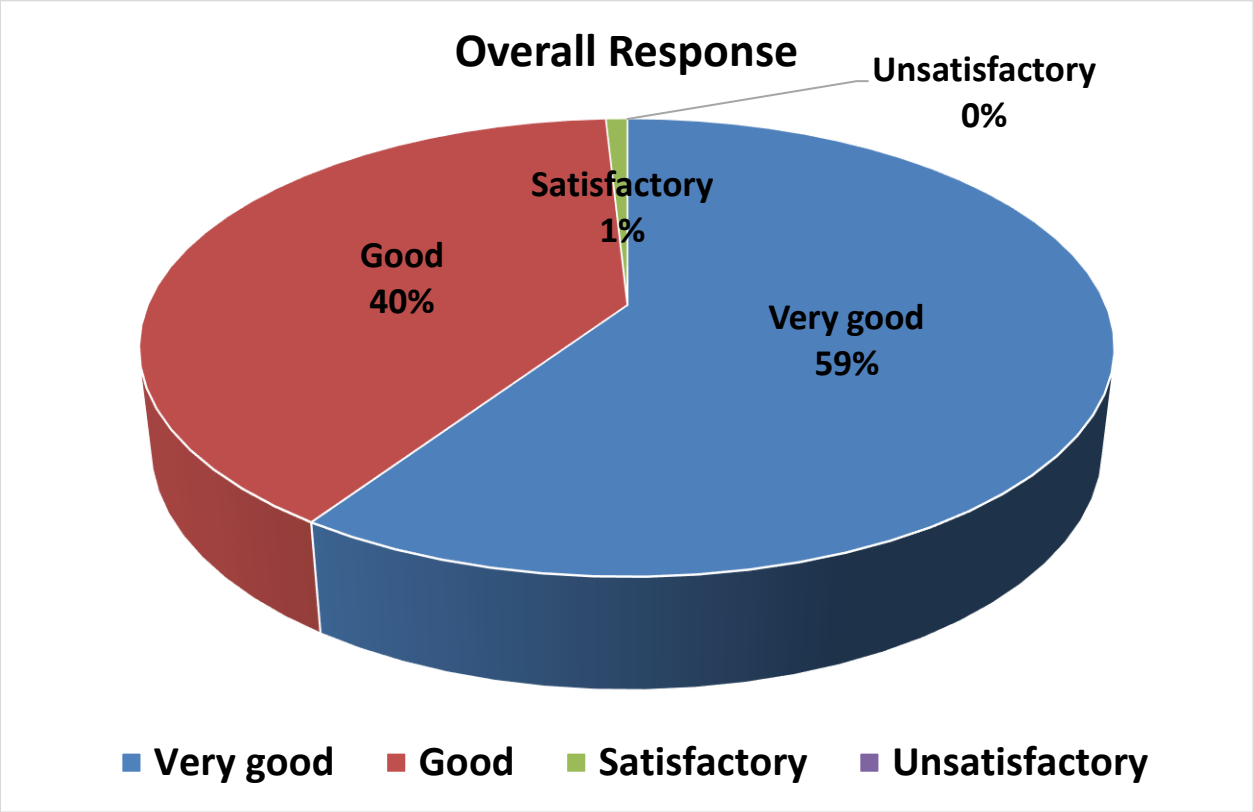

Feedback

Dr. N.M Ghosh

Subject: Anatomy and Physiology

S.N	Question	Response			
		Very good	Good	Satisfactory	Unsatisfactory
1.	A	13	10	3	0
2.	B	16	10	0	0
3.	C	11	15	0	0
4.	D	14	12	0	0
5.	E	20	6	0	0
6.	F	7	19	0	0
7.	G	4	20	2	0
8.	H	1	22	3	1
9.	I	5	15	5	1
Total		91	129	13	2

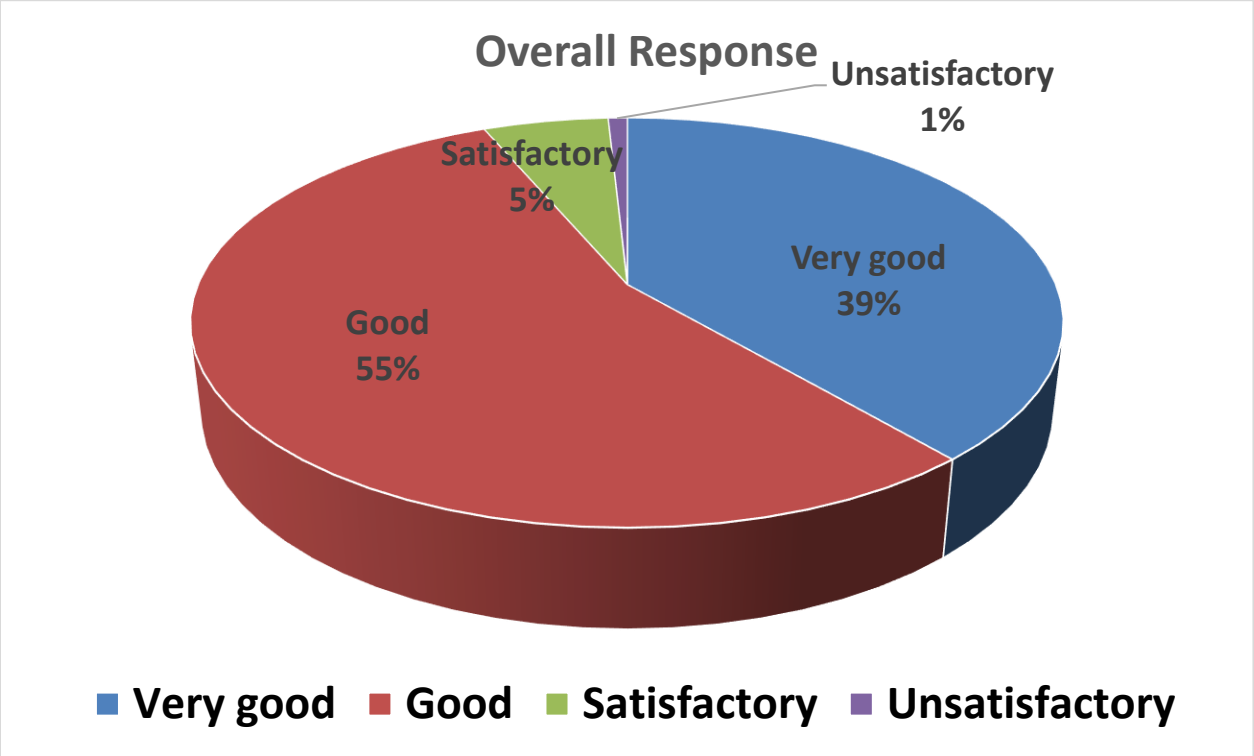

Feedback

Dr. Milind Bhandeo

Subject: History, principle and Foundation of Physical Education

S.N	Question	Response			
		Very good	Good	Satisfactory	Unsatisfactory
1.	A	15	6	4	1
2.	B	20	6	0	0
3.	C	21	5	0	0
4.	D	13	9	2	2
5.	E	15	7	4	0
6.	F	5	15	6	0
7.	G	5	20	0	1
8.	H	16	9	0	1
9.	I	11	11	2	2
Total		121	88	18	7

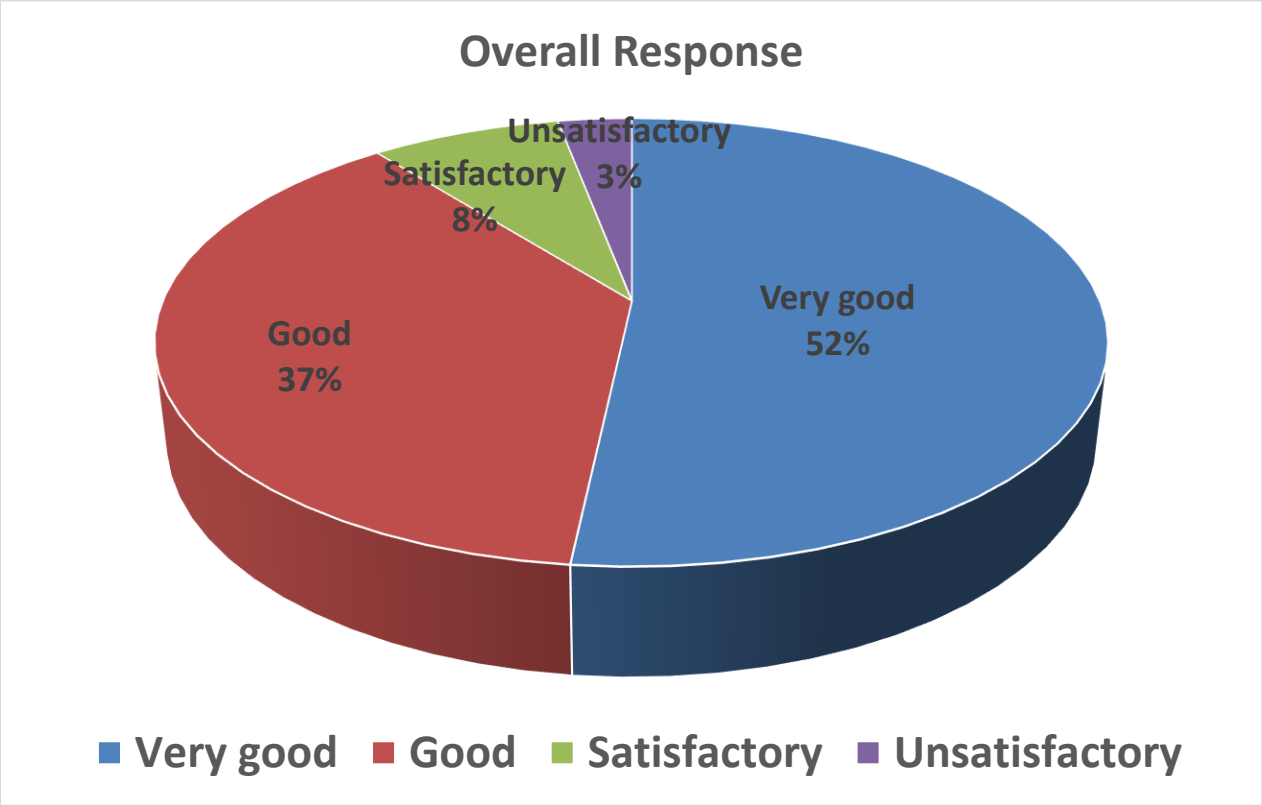

Feedback

Dr. Milind Bhandeo

Subject: Officiating and Coaching

S.N	Question	Response			
		Very good	Good	Satisfactory	Unsatisfactory
1.	A	20	6	0	0
2.	B	19	7	0	0
3.	C	15	11	0	0
4.	D	16	10	0	0
5.	E	17	9	0	0
6.	F	20	6	0	0
7.	G	19	7	0	0
8.	H	15	11	0	0
9.	I	20	6	0	0
Total		161	73	0	0

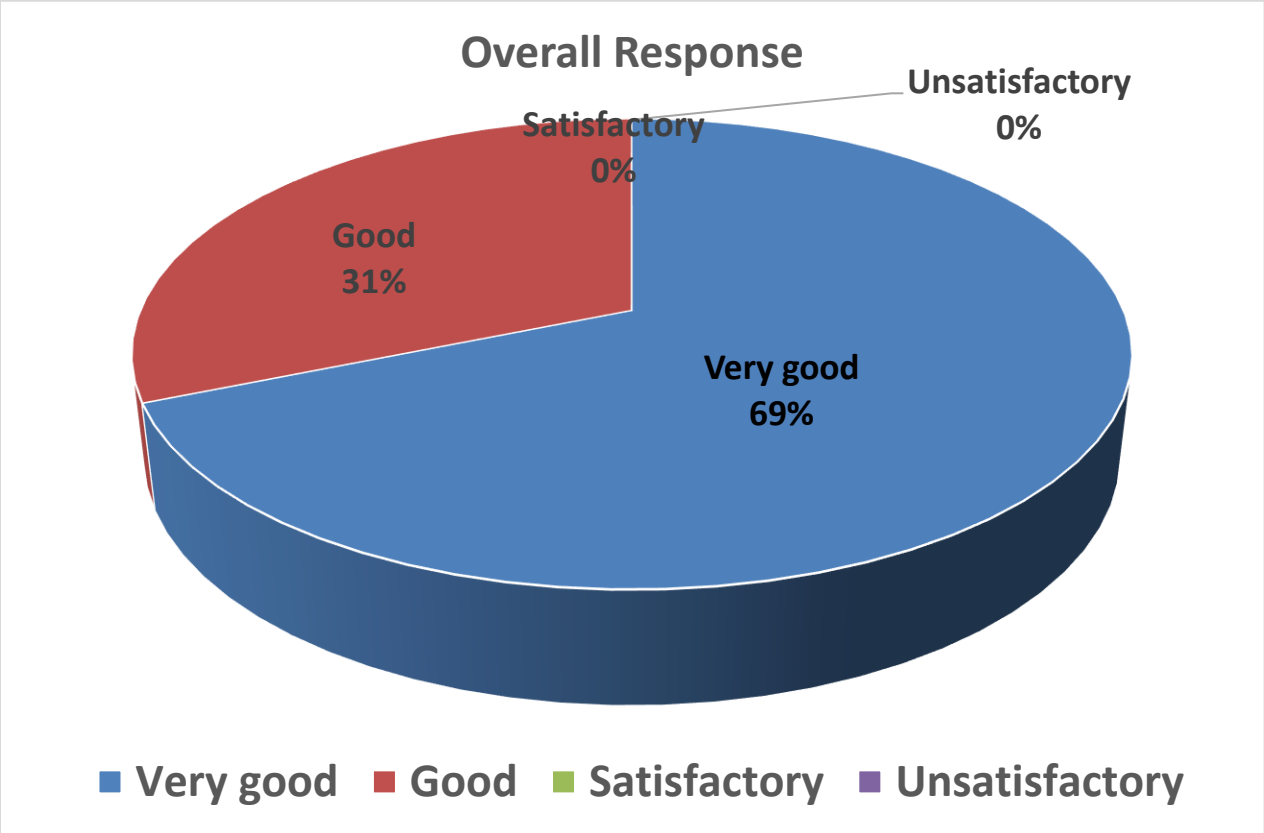

Class: B.P.Ed 2nd Semester 2016-17

Total No. of Students- 28

Questions for Feedback: Questionnaire-1

S. No	Question
1.	Depth of the course content including project work, if any
2.	Extent of coverage of course.
3.	Application /relevance to real life situation.
4.	Learning value(in term of knowledge, concepts, manual skills,analyticalabhilities and broadening perspectives).
5.	Clarity and relevance of textual reading martial
6.	Relevance of additional source of material(Library).
7.	Extent of effort required by students(You)to cope with the course/program**.**
8.	Provision of sufficient time for feedback.
9.	Overall rating.

Categories of responses for feedback from students

S. No.	Category for response
1.	Very Good
2.	Good
3.	Satisfactory
4.	Unsatisfactory

S. No	Question	Response			
		Very Good	Good	Satisfactory	Unsatisfactory
1.	A	28	0	0	0
2.	**B**	25	3	0	0

3.	**C**	26	2	0	0
4.	**D**	21	5	2	0
5.	**E**	28	0	0	0
6.	**F**	27	1	0	0
7.	**G**	25	2	1	0
8.	**H**	28	0	0	0
9.	**I**	28	0	0	0
TOTAL		236	13	3	0

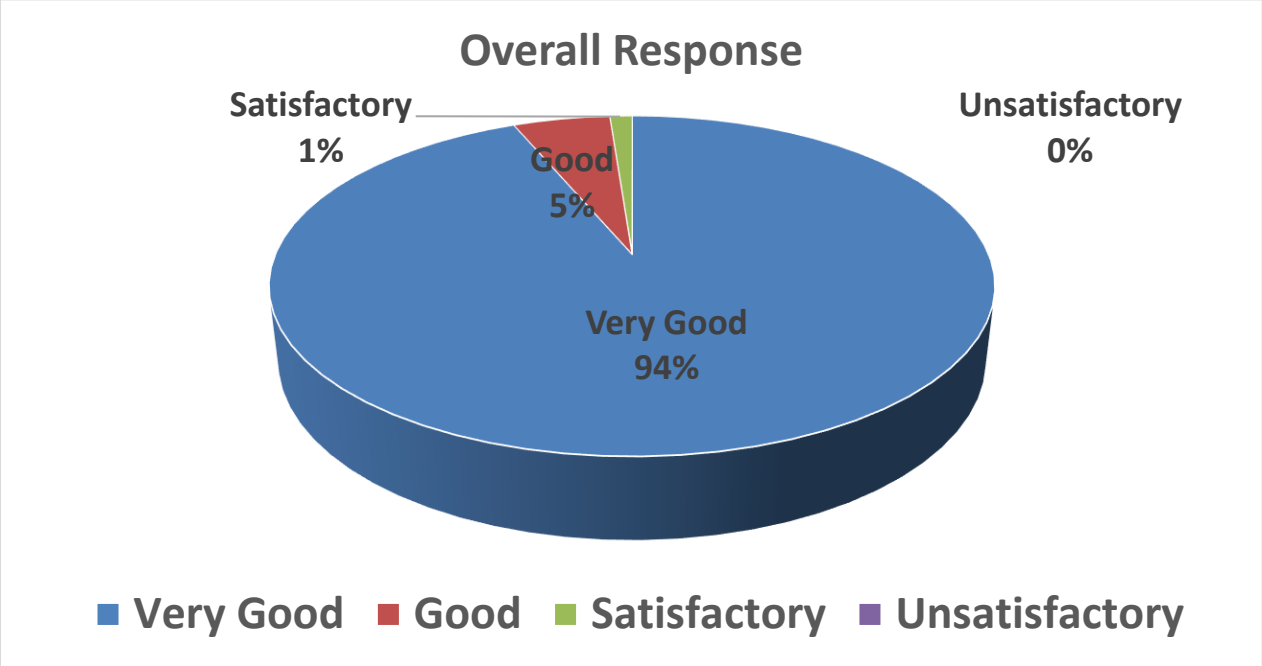

Class: B.P.Ed 2nd Semester 2016-17

Total No. of Students: - 32

S. No.	Subjects	**Name of Teacher**
5.	Sports Nutrition and Weight Management	Prof. Reeta venugopal
6.	Yoga Education	Prof. Rajeev Choudhary
7.	Organization & Administration	Dr. Milind Bhandeo
8.	Education Technology and Methods of Teaching in physical Education	Mr. Vijay kr. Chaurashiya

Questions for Feedback: Questionnaire-2

S. No	Question
10.	Knowledge base of the teacher (as perceived by you)
11.	Communication skills (in terms of articulation & comprehensibility
12.	Sincerity/ Commitment of the teacher
13.	Interest generated by the teacher
14.	Ability to integrate course material with others environment / other issues, to provide a broader perspective
15.	Ability to integrate content with other courses
16.	Accessibility of the teacher in & out of the class (include availability of the teacher to motivate further study & discussion outside class)
17.	Ability to design quizzes /tests/assignment/ examination & projects to evaluate students understanding of the course
18.	Overall rating

Categories of responses for feedback from students

S. No.	Category for response
5.	Very Good
6.	Good
7.	Satisfactory
8.	Unsatisfactory

Feedback

Prof. Reeta Venugopal

Subject: Sports Nutrition and Weight Management

S.N	Question	Response

		Very good	Good	Satisfactory	Unsatisfactory
10.	A	10	5	15	2
11.	B	5	25	2	0
12.	C	2	15	15	0
13.	D	2	25	5	0
14.	E	7	20	5	0
15.	F	20	10	2	0
16.	G	18	14	0	0
17.	H	20	2	10	0
18.	I	17	15	0	0
Total		101	131	54	2

Feedback

Prof. Rajeev Choudhary

Subject: Yoga Education

S. No	Question	Response			
		Very good	Good	Satisfactory	Unsatisfactory
1.	A	18	14	0	0
2.	B	15	10	5	2
3.	C	5	15	10	2
4.	D	15	15	2	0
5.	E	25	5	2	0
6.	F	5	20	7	0
7.	G	20	5	7	0
8.	H	20	10	2	0
9.	I	20	10	1	1
Total		143	104	36	5

Feedback

Mr. Vijay kr. Chaurashiya

Subject: Education Technology and Methods of Teaching in Physical Education

S. No	Question	Response			
		Very Good	Good	Satisfactory	Unsatisfactory
1.	A	20	5	7	0
2.	B	0	14	18	0
3.	C	10	18	2	2
4.	D	15	10	5	2
5.	E	30	2	0	0
6.	F	2	20	0	0
7.	G	20	5	7	0
8.	H	20	10	1	1
9.	I	10	5	15	2
Total		127	89	55	7

Feedback

Dr. Milind Bhandeo

Subject: Organization & Administration

S. No	Question	Response			
		Very Good	Good	Satisfactory	Unsatisfactory
1.	A	25	5	2	0
2.	B	10	15	5	2
3.	C	15	15	2	0
4.	D	5	25	2	0
5.	E	5	7	20	0
6.	F	0	20	5	7
7.	G	10	20	2	0
8.	H	14	18	0	0
9.	I	20	5	7	0
Total		104	130	45	9

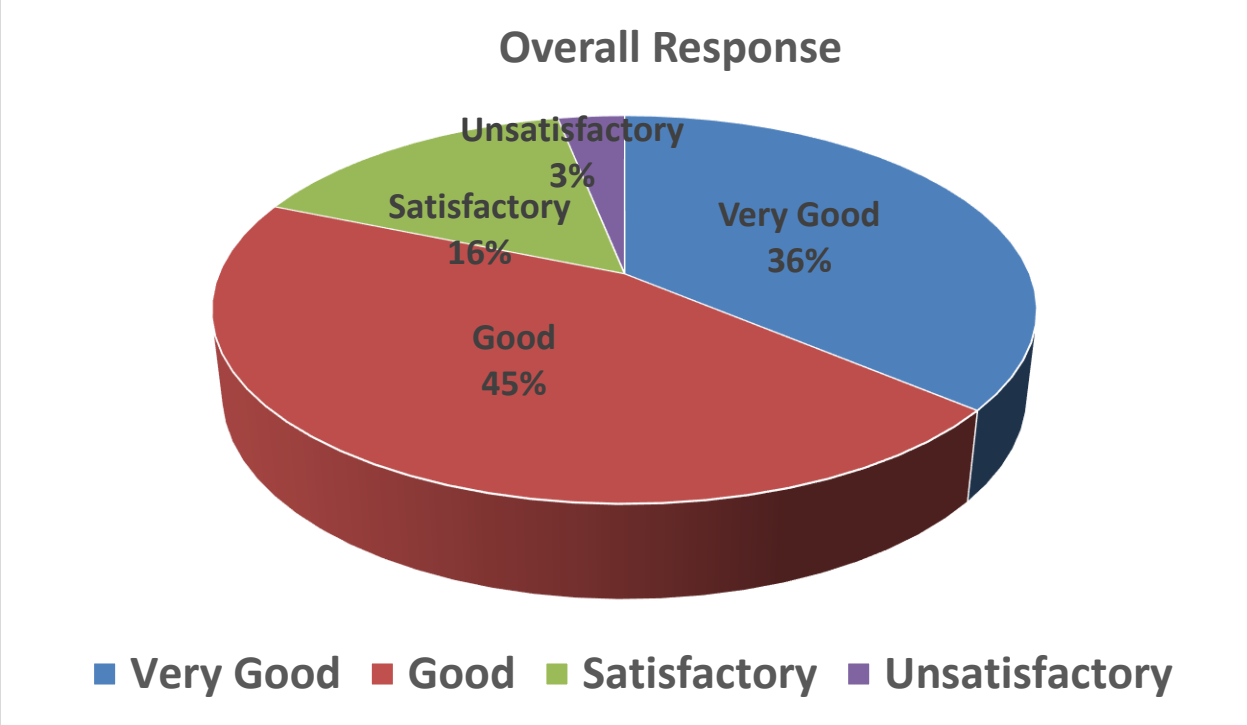

Class: B.P.Ed 3rd Semester 2016-17

Total No. of Students- 28

Questions for Feedback: Questionnaire-1

S. No	Question
19.	Depth of the course content including project work, if any
20.	Extent of coverage of course.
21.	Application /relevance to real life situation.
22.	Learning value (in term of knowledge, concepts, manual skills, analytical abhilities and broadening perspectives).
23.	Clarity and relevance of textual reading martial
24.	Relevance of additional source of material (Library).
25.	Extent of effort required by students (You) to cope with the course /program.
26.	Provision of sufficient time for feedback.
27.	Overall rating.

Categories of responses for feedback from students

S. No.	Category for response
9.	Very Good
10.	Good
11.	Satisfactory
12.	Unsatisfactory

S. No	Question	Response			
		Very Good	Good	Satisfactory	Unsatisfactory
10.	A	32	0	0	0
11.	B	28	4	0	0
12.	C	30	2	0	0
13.	D	31	1	0	0
14.	E	32	0	0	0
15.	F	29	2	1	0
16.	G	28	3	1	0
17.	H	30	2	0	0
18.	I	32	0	0	0
TOTAL		272	14	2	0

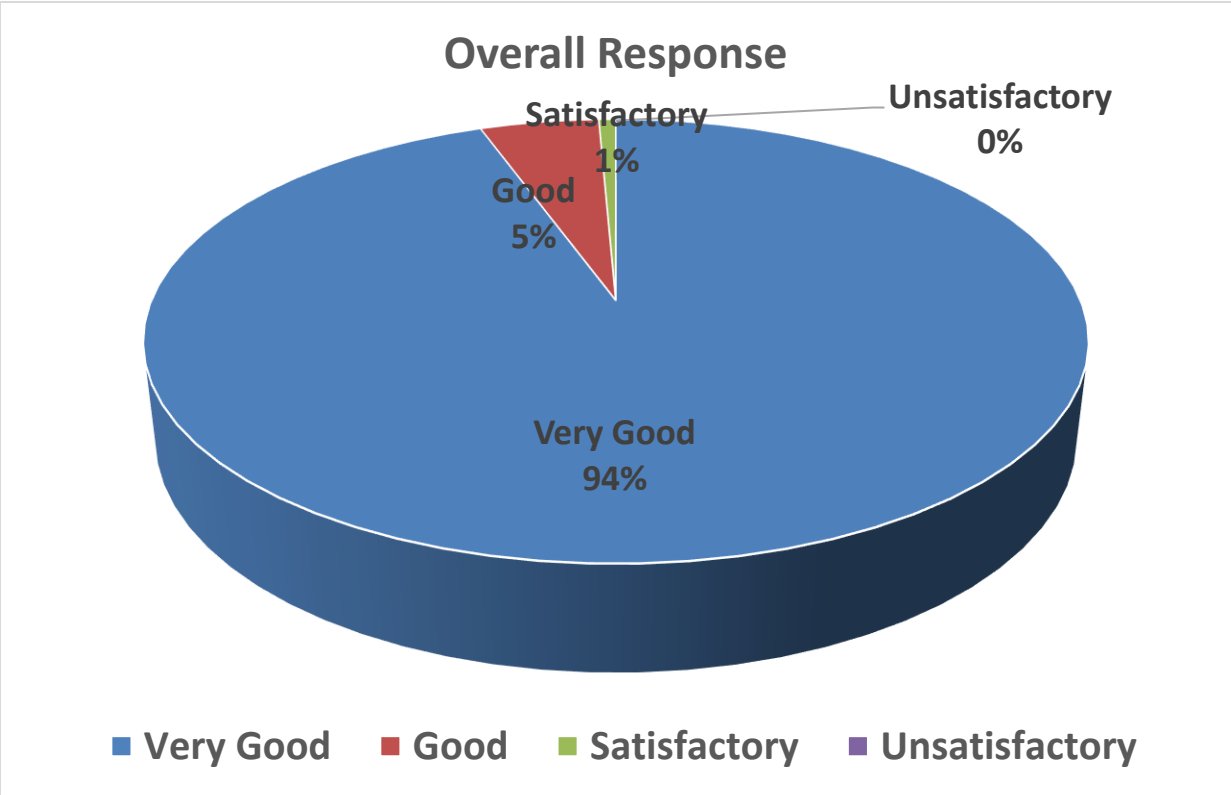

Class: B.P.Ed 3rd Semester 2016-17

Total No. of Students: - 45

S. No.	Subjects	**Name of Teacher**
9.	Sports Psychology & Sociology	Prof. C.D Agashe
10.	Computer Application	Prof. Rajeev Chuodhary
11.	Sports Training	Prof. Rajeev Choudhary
12.	Sports Medicine & Rehabilitation	Dr. N.M Ghosh

Questions for Feedback: Questionnaire-2

S. No	**Question**
28.	Knowledge base of the teacher (as perceived by you)
29.	Communication skills (in terms of articulation & comprehensibility
30.	Sincerity/ Commitment of the teacher
31.	Interest generated by the teacher
32.	Ability to integrate course material with others environment / other issues, to provide a broader perspective
33.	Ability to integrate content with other courses
34.	Accessibility of the teacher in & out of the class (include availability of the teacher to motivate further study & discussion outside class)
35.	Ability to design quizzes /tests/assignment/ examination & projects to evaluate students understanding of the course
36.	Overall rating

Categories of responses for feedback from students

S. No.	**Category for response**
13.	Very Good
14.	Good
15.	Satisfactory
16.	Unsatisfactory

Feedback

Prof. Rajeev Choudhary

Subject: Computer Application

S.N	Question	Response			
		Very good	Good	Satisfactory	Unsatisfactory
19.	A	10	25	0	3
20.	B	5	25	5	3
21.	C	0	30	5	3
22.	D	18	15	3	2
23.	E	5	15	18	0
24.	F	5	25	5	3
25.	G	8	30	0	0
26.	H	16	15	5	2
27.	I	8	30	0	0
Total		75	210	41	16

Feedback

Prof. Rajeev Choudhary

Subject: Sports Training

S.N	Question	Response			
		Very good	Good	Satisfactory	Unsatisfactory
10.	A	8	30	0	0
11.	B	25	5	5	3
12.	C	5	15	18	0
13.	D	18	15	3	2
14.	E	5	25	5	3
15.	F	30	8	0	0
16.	G	15	25	5	3
17.	H	15	18	5	0
18.	I	10	25	3	0
Total		131	166	44	11

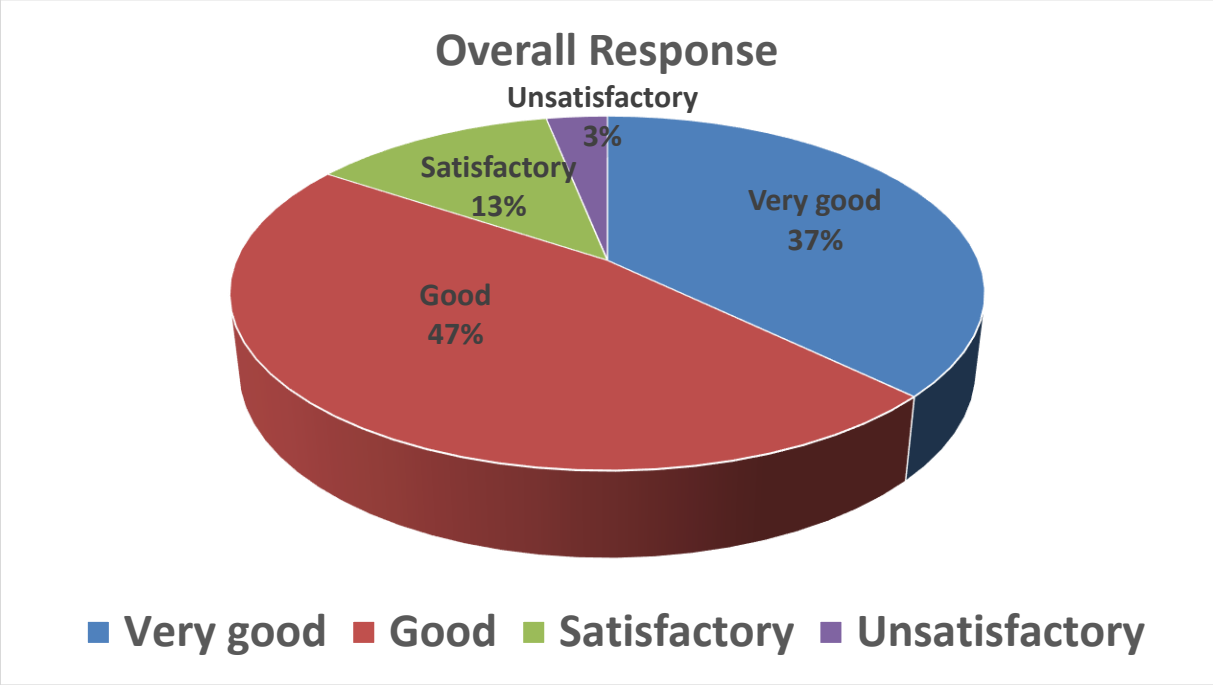

Feedback

Prof. C.D Agashe

Subject: Sports Psychology & Sociology

S.N	Question	Response			
		Very good	Good	Satisfactory	Unsatisfactory
10.	A	30	8	0	0
11.	B	25	5	3	5
12.	C	10	25	3	0
13.	D	15	18	3	2
14.	E	5	25	5	3
15.	F	15	16	5	2
16.	G	8	30	0	0
17.	H	15	15	5	3
18.	I	30	2	4	2
Total		153	144	28	17

Feedback

Dr. N.M Ghosh

Subject: Sports Medicine & Rehabilitation

S.N	Question	Response			
		Very good	Good	Satisfactory	Unsatisfactory
10.	A	5	25	5	3
11.	B	25	18	5	0
12.	C	18	15	3	2
13.	D	25	5	5	3
14.	E	8	30	0	0
15.	F	15	15	5	3
16.	G	15	18	5	0
17.	H	25	10	3	0
18.	I	10	25	2	1
Total		143	161	33	12

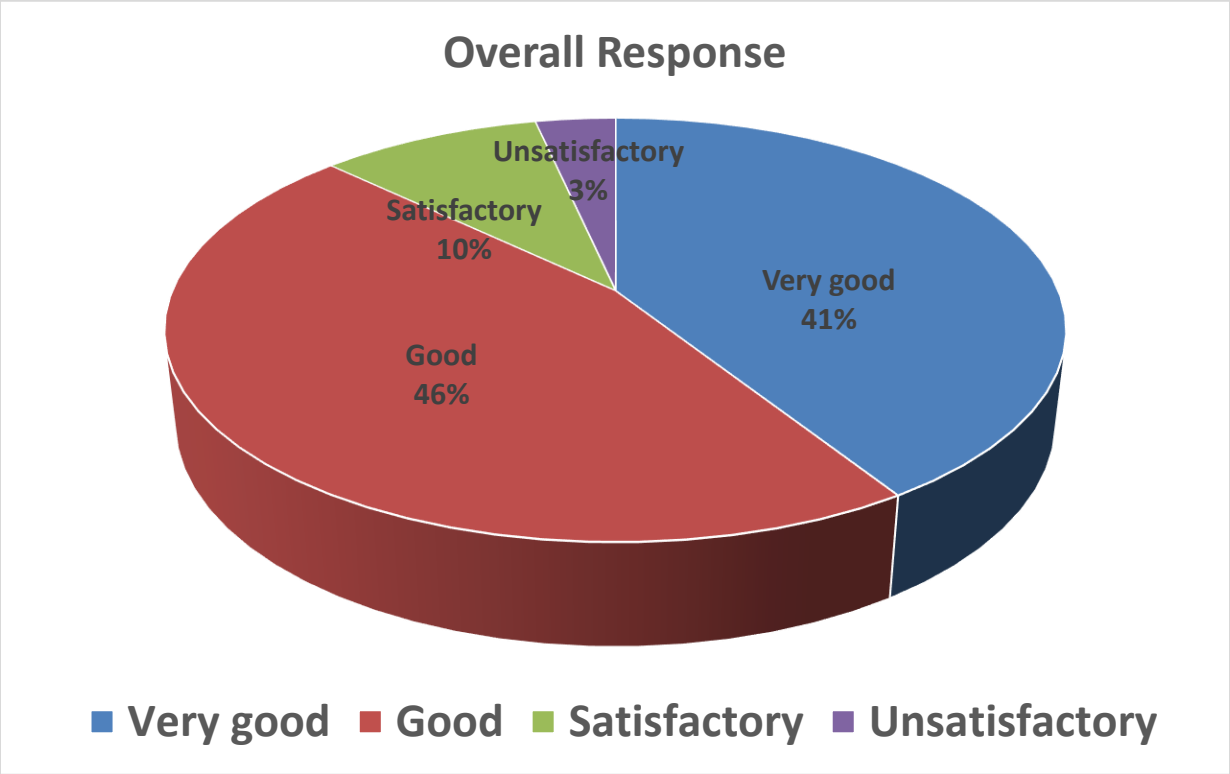

Class: B.P.Ed 4th Semester 2016-17

Total No. of Students- 45

Questions for Feedback: Questionnaire-1

S. No	Question
37.	Depth of the course content including project work, if any
38.	Extent of coverage of course.
39.	Application /relevance to real life situation.
40.	Learning value (in term of knowledge, concepts, manual skills, analytical abhilities and broadening perspectives).
41.	Clarity and relevance of textual reading martial
42.	Relevance of additional source of material (Library).
43.	Extent of effort required by students (You) to cope with the course /program**.**
44.	Provision of sufficient time for feedback.
45.	Overall rating.

Categories of responses for feedback from students

S. No.	Category for response
17.	Very Good
18.	Good
19.	Satisfactory
20.	Unsatisfactory

S. No	Question	Response			
		Very Good	Good	Satisfactory	Unsatisfactory
19.	A	45	0	0	0
20.	**B**	45	0	0	0
21.	**C**	45	0	0	0
22.	**D**	42	2	1	0

23.	**E**	41	3	1	0
24.	**F**	40	5	0	0
25.	**G**	44	1	0	0
26.	**H**	45	0	0	0
27.	**I**	44	1	0	0
TOTAL		391	12	2	0

Feedback

Class: B.P.Ed 4th Semester 2016-17

Total No. of Students: - 39

S. No.	Subjects	**Name of Teacher**
13.	Research and Statistics in Physical Education	Prof. Reeta venugopal
14.	Test Measurement and Evaluation	Prof. C.D Agashe
15.	Sports Management	Prof. Rajeev Choudhary
16.	Kinesiology and Biomechanics	Dr. N.M Ghosh

Questions for Feedback: Questionnaire-2

S. No	**Question**

46.	Knowledge base of the teacher (as perceived by you)
47.	Communication skills (in terms of articulation & comprehensibility
48.	Sincerity/ Commitment of the teacher
49.	Interest generated by the teacher
50.	Ability to integrate course material with others environment / other issues, to provide a broader perspective
51.	Ability to integrate content with other courses
52.	Accessibility of the teacher in & out of the class (include availability of the teacher to motivate further study & discussion outside class)
53.	Ability to design quizzes /tests/assignment/ examination & projects to evaluate students understanding of the course
54.	Overall rating

Categories of responses for feedback from students

S. No.	Category for response
21.	Very Good
22.	Good
23.	Satisfactory
24.	Unsatisfactory

Feedback

Prof. Reeta venugopal

Subject: Research and Statistics in Physical Education

S. No	Question	Response			
		Very Good	Good	Satisfactory	Unsatisfactory
1.	A	10	20	9	0
2.	B	4	15	20	0
3.	C	20	14	0	5
4.	D	29	10	0	0
5.	E	5	10	15	9
6.	F	4	35	0	0
7.	G	9	20	5	5

8.	H	20	9	10	0
9.	I	30	7	2	0
Total		131	140	61	19

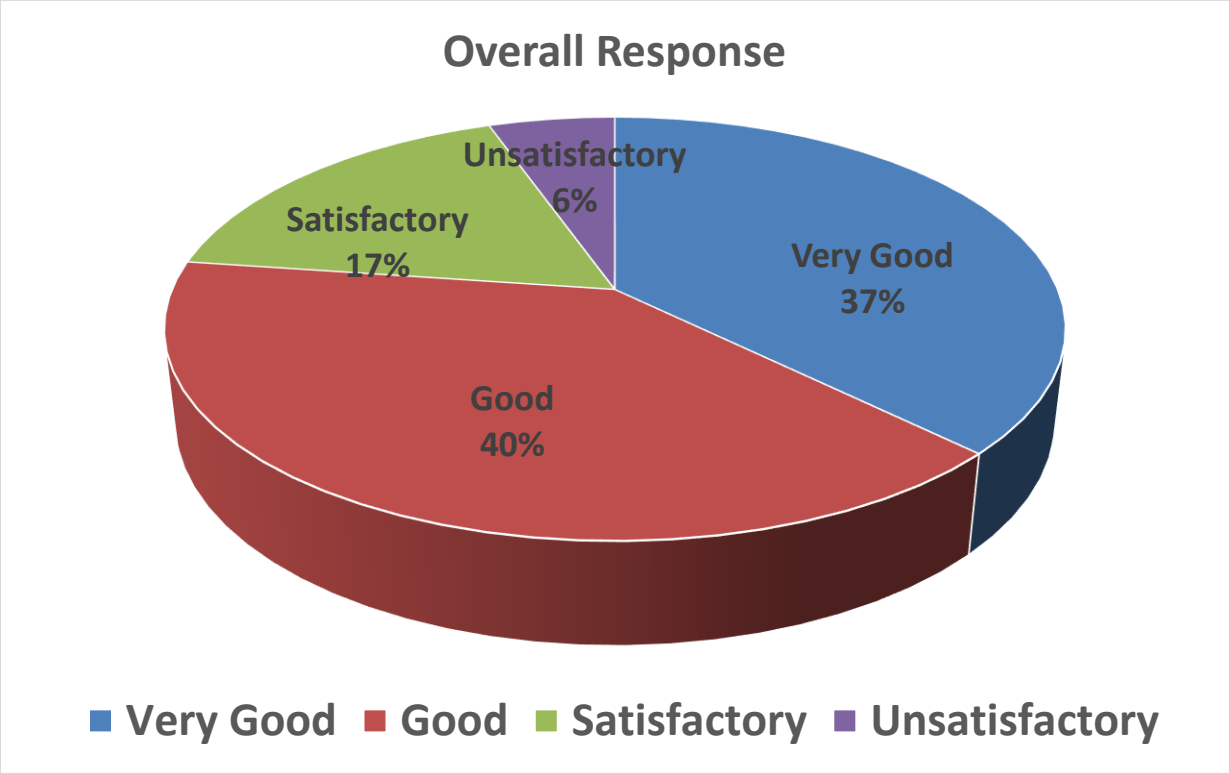

Feedback

Prof. Rajeev Choudhary

Subject: Sports Management

S. No	Question	Response			
		Very Good	Good	Satisfactory	Unsatisfactory
1.	A	2	30	7	0
2.	B	4	35	0	0
3.	C	20	15	0	4
4.	D	10	29	0	0
5.	E	35	2	2	0

6.	F	15	10	5	9
7.	G	25	10	4	0
8.	H	2	37	2	0
9.	I	20	19	0	0
Total		133	187	20	13

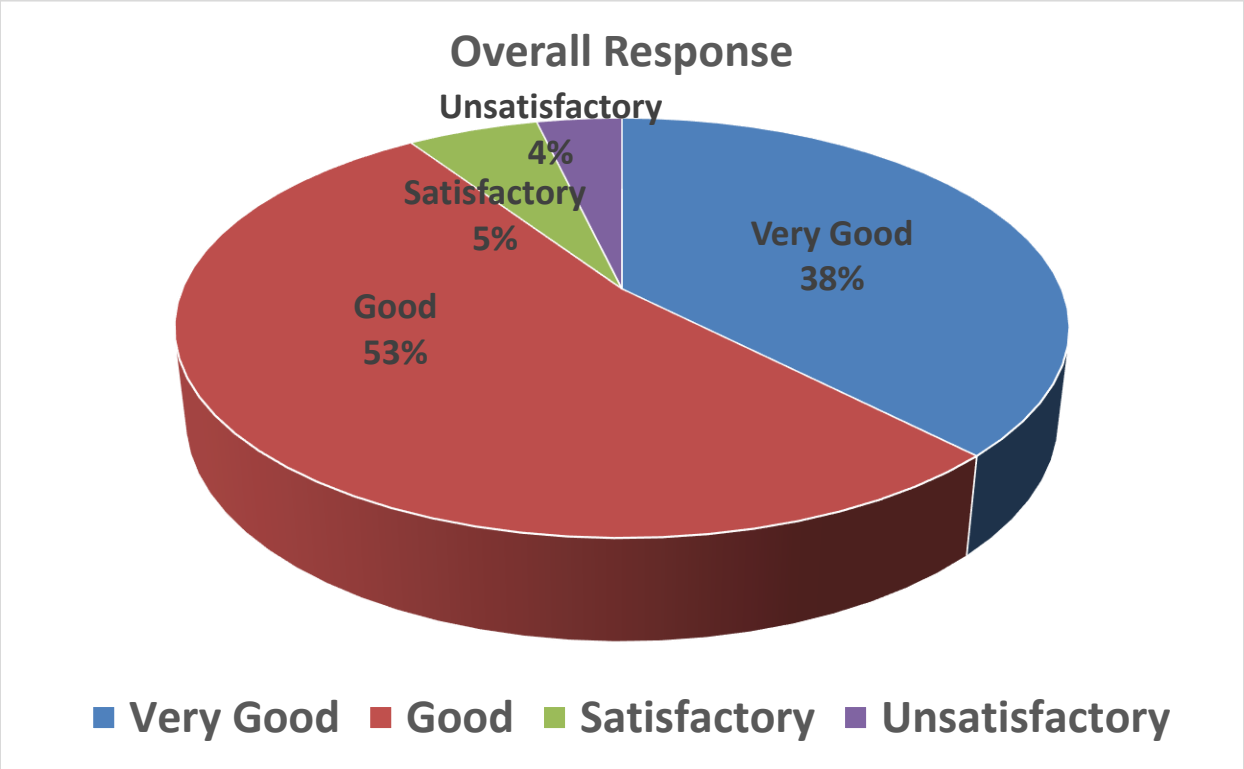

Feedback

Prof. C.D Agashe

Subject: Test Measurement and Evaluation

S. No	Question	Response			
		Very Good	Good	Satisfactory	Unsatisfactory

1.	A	2	35	2	0
2.	B	7	30	2	0
3.	C	20	19	0	0
4.	D	4	15	20	0
5.	E	29	10	0	0
6.	F	2	35	2	0
7.	G	10	15	9	5
8.	H	10	25	0	4
9.	I	0	37	1	1
Total		84	221	36	10

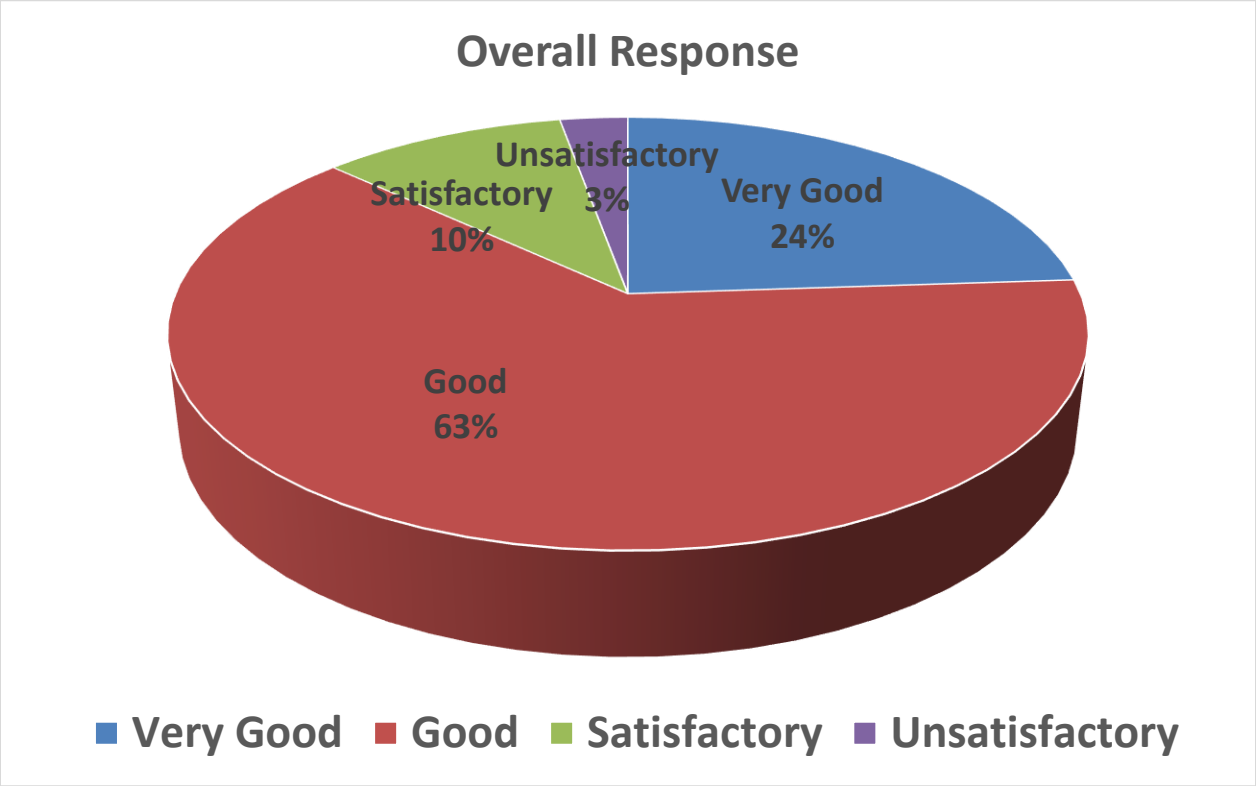

Feedback

Dr. N.M. Ghosh

Subject: Kinesiology and Biomechanics

S. No	Question	Response			
		Very Good	Good	Satisfactory	Unsatisfactory
1.	A	30	7	2	0
2.	B	20	10	9	0
3.	C	19	20	0	0
4.	D	15	4	20	0
5.	E	25	10	0	4
6.	F	10	29	0	0
7.	G	35	2	2	0
8.	H	15	10	5	9
9.	I	35	4	0	1
Total		204	96	38	14

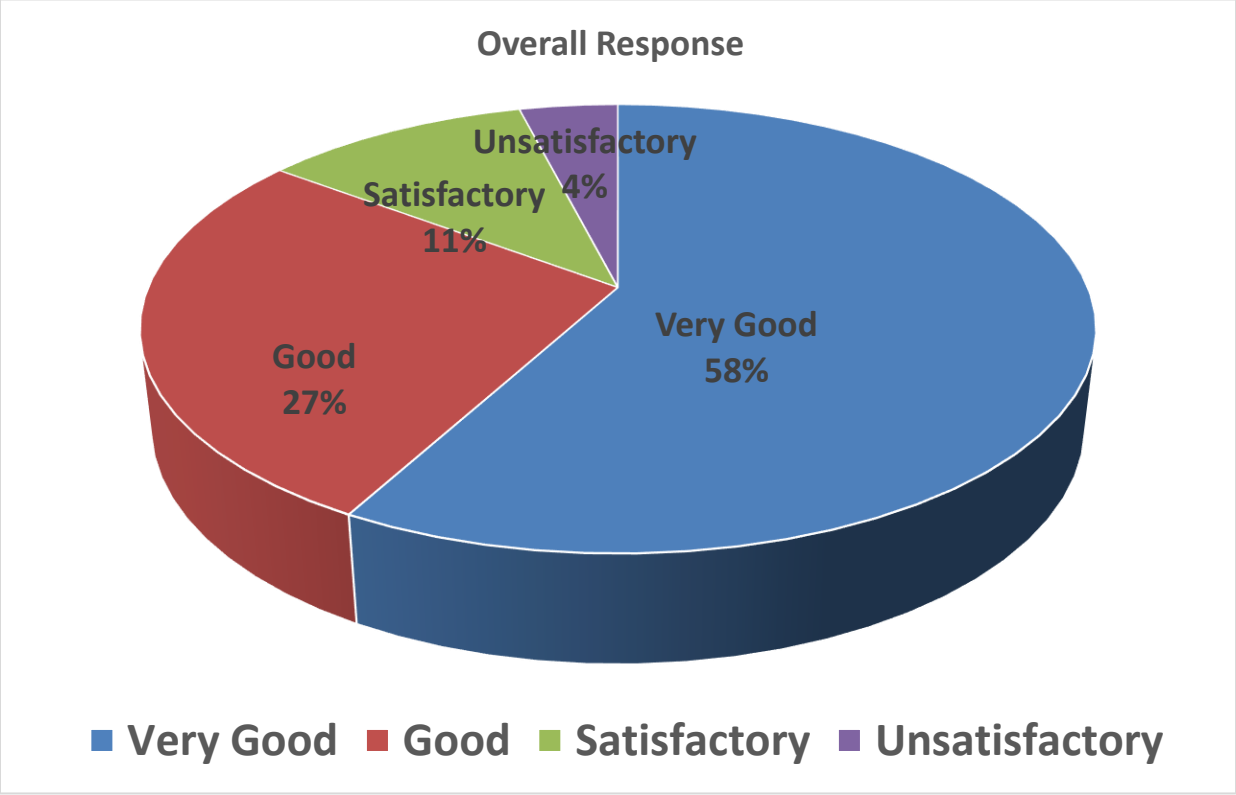

Class: M.P.Ed 1st Semester 2016-17

Total No. of Students- 26

Questions for Feedback: Questionnaire-1

S. No	Question
55.	Depth of the course content including project work, if any
56.	Extent of coverage of course.
57.	Application /relevance to real life situation.
58.	Learning value (in term of knowledge, concepts, manual skills, analytical abhilities and broadening perspectives).
59.	Clarity and relevance of textual reading martial
60.	Relevance of additional source of material (Library).
61.	Extent of effort required by students (You) to cope with the course /program.
62.	Provision of sufficient time for feedback.
63.	Overall rating.

Categories of responses for feedback from students

S. No.	Category for response
25.	Very Good
26.	Good
27.	Satisfactory
28.	Unsatisfactory

S. No	Question	Response			
		Very Good	Good	Satisfactory	Unsatisfactory
28.	A	25	1	0	0
29.	B	26	0	0	0
30.	C	25	1	0	0
31.	D	25	0	1	0
32.	E	15	11	0	0
33.	F	23	3	0	0
34.	G	17	3	3	0

35.	H	12	14	0	0
36.	I	24	2	0	0
TOTAL		192	35	4	0

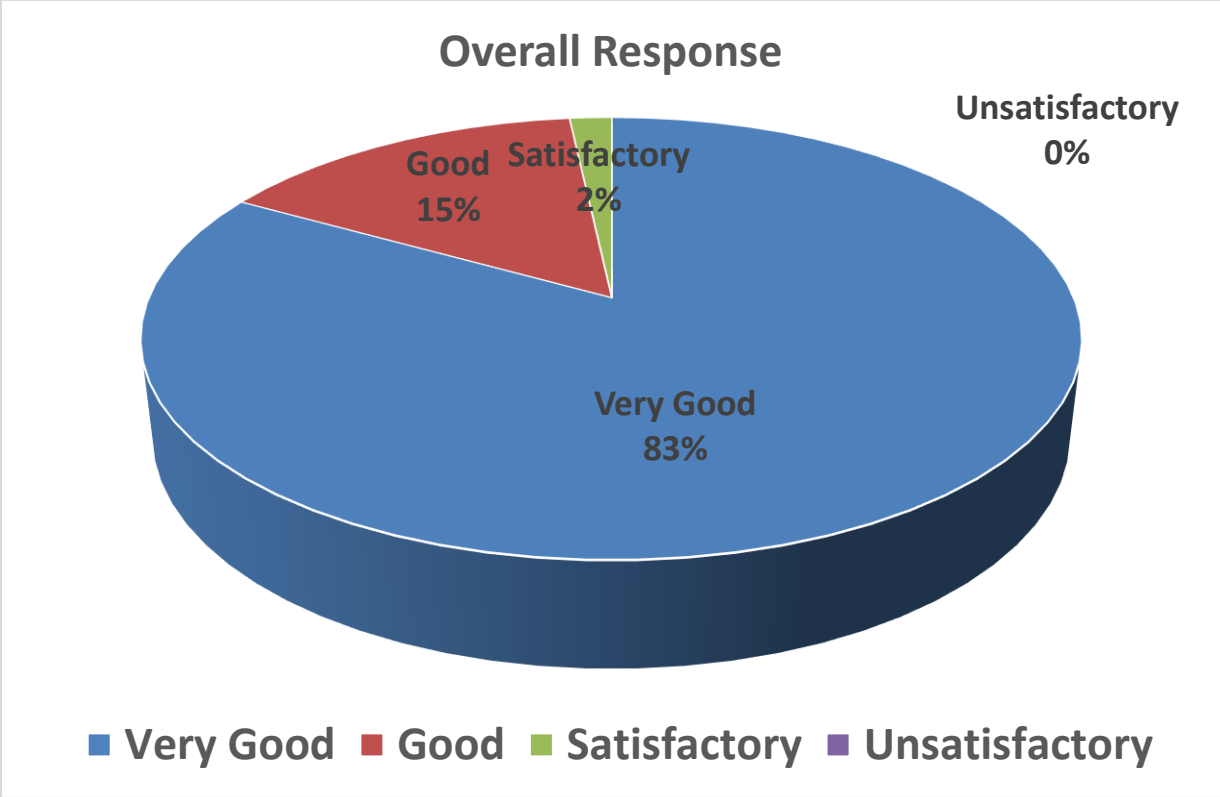

Class: M.P.Ed 2nd Semester 2016-17

Total No. of Students- 35

Questions for Feedback: Questionnaire-1

S. No	Question
64.	Depth of the course content including project work, if any
65.	Extent of coverage of course.
66.	Application /relevance to real life situation.
67.	Learning value (in term of knowledge, concepts, manual skills, analytical abhilities and broadening perspectives).
68.	Clarity and relevance of textual reading martial
69.	Relevance of additional source of material (Library).

70.	Extent of effort required by students (You) to cope with the course /program**.**
71.	Provision of sufficient time for feedback.
72.	Overall rating.

Categories of responses for feedback from students

S. No.	Category for response
29.	Very Good
30.	Good
31.	Satisfactory
32.	Unsatisfactory

S. No	Question	Response			
		Very Good	Good	Satisfactory	Unsatisfactory
1.	A	14	13	8	**0**
2.	**B**	23	7	4	**1**
3.	**C**	20	9	6	**0**
4.	**D**	12	15	8	**0**
5.	**E**	9	19	7	**0**
6.	**F**	8	17	9	**1**
7.	**G**	10	13	11	**1**
8.	**H**	11	15	8	**1**
9.	**I**	11	16	7	**1**
TOTAL		**118**	**124**	**68**	**5**

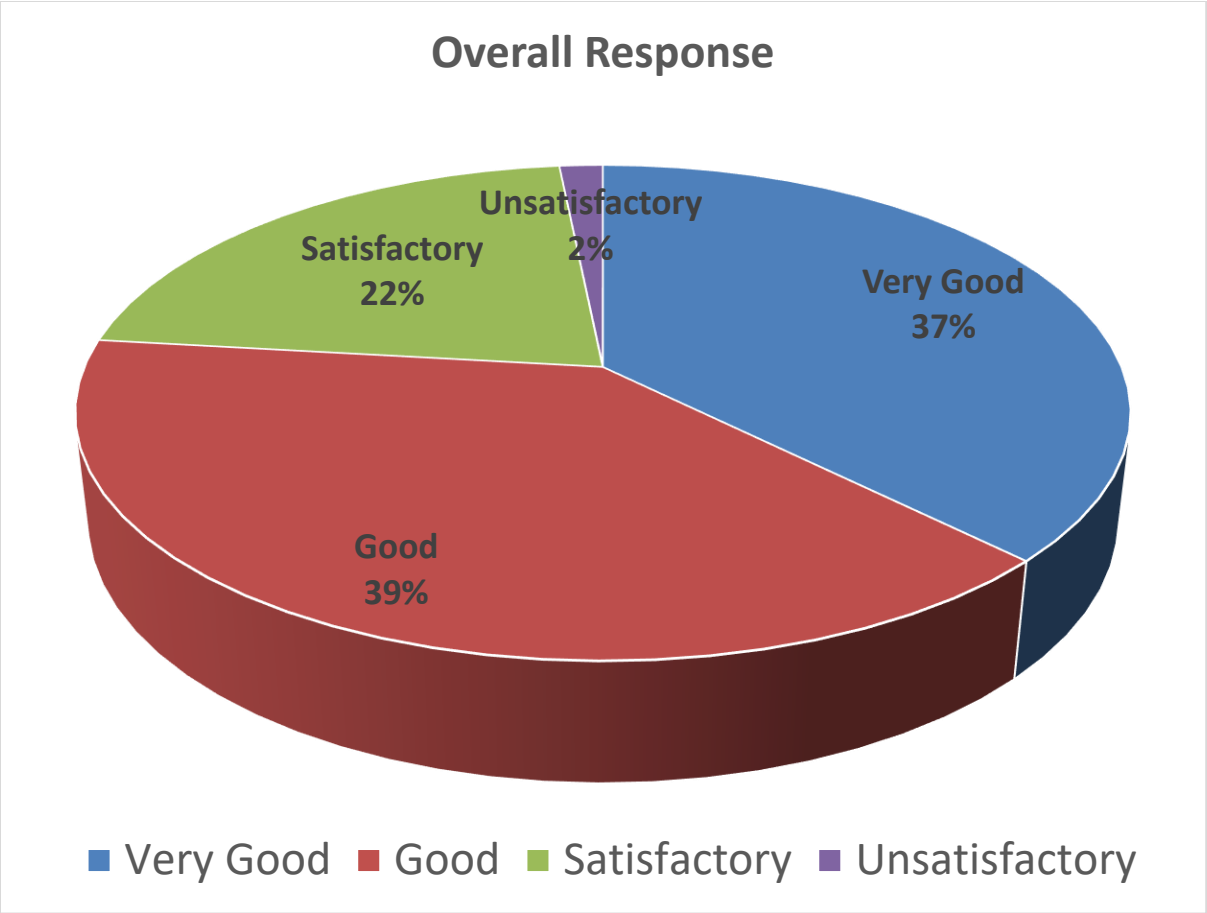

Class- M.P.Ed 3rd Semester 2016-17

Total No. of Students- 15

Questions for Feedback: Questionnaire-1

S. No	Question
73.	Depth of the course content including project work, if any
74.	Extent of coverage of course.
75.	Application /relevance to real life situation.
76.	Learning value (in term of knowledge, concepts, manual skills, analytical abhilities and broadening perspectives).
77.	Clarity and relevance of textual reading martial
78.	Relevance of additional source of material (Library).
79.	Extent of effort required by students (You) to cope with the course /program**.**
80.	Provision of sufficient time for feedback.
81.	Overall rating.

Categories of responses for feedback from students

S. No.	Category for response
33.	Very Good
34.	Good
35.	Satisfactory
36.	Unsatisfactory

S. No	Question	Response			
		Very Good	Good	Satisfactory	Unsatisfactory
1.	A	5	10	0	0
2.	**B**	5	5	5	0
3.	**C**	11	4	0	0
4.	**D**	7	8	0	0
5.	**E**	5	8	2	0
6.	**F**	7	8	0	0
7.	**G**	9	5	1	0
8.	**H**	9	5	1	0
9.	**I**	9	5	1	0
TOTAL		**67**	**58**	**10**	**0**

Class: M.P.Ed 4th Semester 2016 –17

Total No. of Students- 30

Questions for Feedback: Questionnaire-1

S. No	Question
82.	Depth of the course content including project work, if any
83.	Extent of coverage of course.
84.	Application /relevance to real life situation.
85.	Learning value (in term of knowledge, concepts, manual skills, analytical abhilities and broadening perspectives).
86.	Clarity and relevance of textual reading martial
87.	Relevance of additional source of material (Library).
88.	Extent of effort required by students (You)to cope with the course /program**.**
89.	Provision of sufficient time for feedback.
90.	Overall rating.

Categories of responses for feedback from students

S. No.	Category for response
37.	Very Good
38.	Good
39.	Satisfactory
40.	Unsatisfactory

S. No	Question	Response			
		Very Good	Good	Satisfactory	Unsatisfactory
1.	A	11	14	5	0
2.	**B**	8	13	8	1
3.	**C**	21	8	1	0
4.	**D**	7	18	5	0
5.	**E**	8	15	6	1
6.	**F**	8	9	12	1
7.	**G**	7	14	9	0
8.	**H**	9	14	6	1
9.	**I**	9	16	5	0
TOTAL		**88**	**121**	**57**	**4**

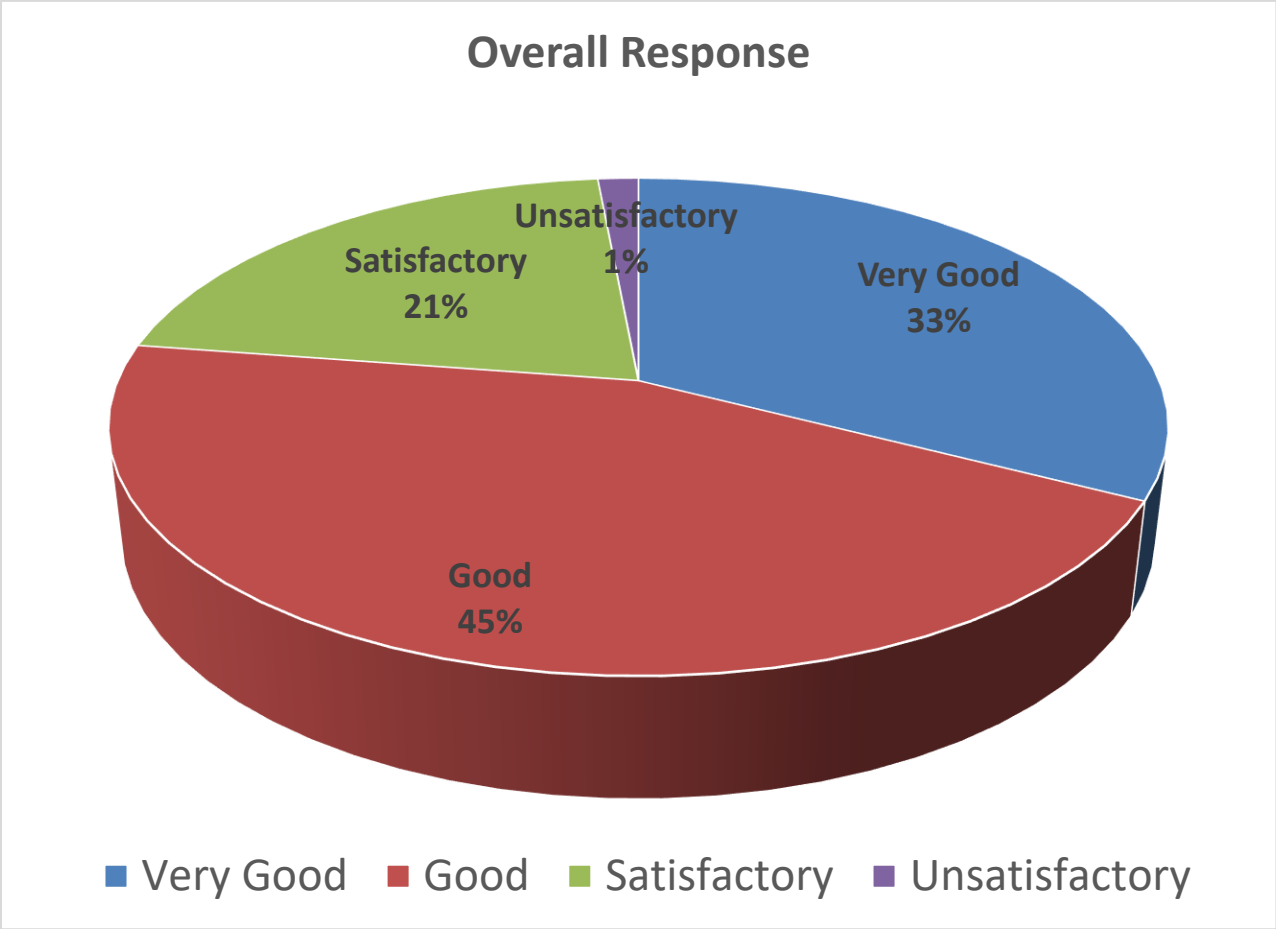
Overall Response
Unsatisfactory
1%
Satisfactory
21%
Very Good
33%
Good
45%
Very Good
Good
Satisfactory
Unsatisfactory

Feed Back Analysis
Remarks of the students on teachers
M. Sc. I Semester - (July 2016– June 2017)

Name of the teachers	A	B	C	D
Prof. R. C. Agrawal	26	7	0	0
Prof. R. N. Baghel	18	14	01	0
Prof. N. Brahme	23	09	01	0
Prof. D. P. Bisen	18	13	01	01
Dr. A. S. Gour	02	22	08	01
Dr. N. K. Chakradhari	0	0	0	0
Course	**04**	**26**	**01**	**0**

Feed Back Analysis
Remarks of the students on teachers
M. Sc. III Semester - (July 2016– June 2017)

Name of the teachers	A	B	C	D
Prof. R. C. Agrawal	09	0	0	0
Prof. R. N. Baghel	12	19	04	0
Prof. N. Brahme	21	12	03	0
Prof. D. P. Bisen	15	15	06	0
Dr. A. S. Gour	05	20	10	01
Dr. N. K. Chakradhari	26	07	03	0
Course	**06**	**22**	**09**	**0**

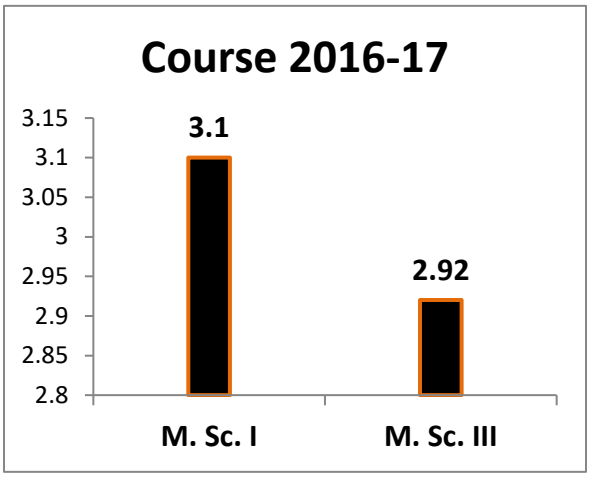
Course 2016-17
3.15
3.1
3.05
3
2.95
2.9
2.85
2.8
3.1
2.92
M. Sc. I
M. Sc. III

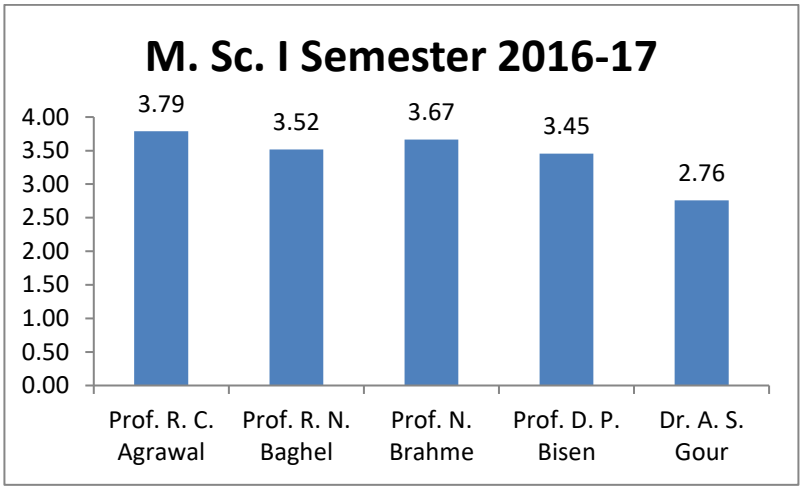
M. Sc. I Semester 2016-17
4.00
3.50
3.00
2.50
2.00
1.50
1.00
0.50
0.00
3.79
3.52
3.67
3.45
2.76
Prof. R. C. Agrawal
Prof. R. N. Baghel
Prof. N. Brahme
Prof. D. P. Bisen
Dr. A. S. Gour

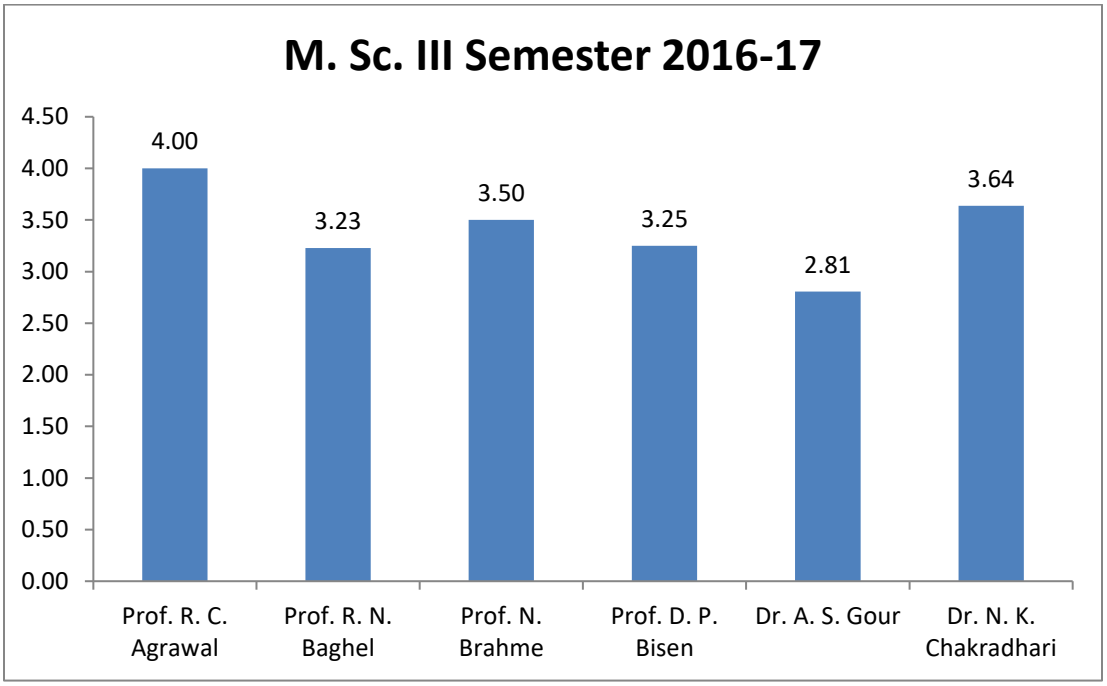
M. Sc. III Semester 2016-17
4.50
4.00
3.50
3.00
2.50
2.00
1.50
1.00
0.50
0.00
4.00
3.23
3.50
3.25
2.81
3.64
Prof. R. C. Agrawal
Prof. R. N. Baghel
Prof. N. Brahme
Prof. D. P. Bisen
Dr. A. S. Gour
Dr. N. K. Chakradhari

School of Studies in Physics and Astrophysics
Pt Ravishankar Shukla University, Raipur
Action Taken Report on Feedback from Students (July 2016– June 2017)

For the session 2016-17, the feedback form, duly filled by the students of M.Sc. I to IV semesters were opened in HOD chamber on 15.05.2017 before the staff members of SoS in Physics and Astrophysics, Pt. R. S. University. The students put forward their opinions regarding the classroom teaching skill of individual teachers, the infrastructure facilities, the laboratory facilities and the prescribed M.Sc. syllabi. Their opinions have been conveyed to the staff members and have been found very effective in assessing the improvement in the teaching methodology and in the reorganizing the syllabi. However, it has been remarkably noticed that students show more interest for the inclusion of numerical illustrations of the topics on theoretical Physics. The students of III and IV semester showed greater interest for coaching for competitive exam viz. NET/JRF.

The process of collecting the feedback from the students will continue in the future and action will be taken accordingly after analyzing the report.

Students Remarks and Action Taken

- **Teaching skills of teachers: General remarks of majority of students have been very satisfactory. However, there is always a scope for improvement.**

  Action taken: All the teachers are advised to keep on enhancing/ improving their teaching skill. They must go to the classroom well prepared and interact effectively and more frequently with the students. As and when required they should make use of the modern audio-visual facilities and e-resources.

- **Course contents: Majority of the students are satisfied with the course content. However, a few remark that some of the papers are lacking in numerical problem in the content. The Physics of Nano-materials students wants to make some changes in syllabus.**

  Action taken: The content of the syllabi is assiduously reviewed every year by the Board of Studies and the betterments are incorporated as and when it is needed. The course of Physics of Nano Materials is revised in Board of Studies meeting held on 10.02.2017.

  The NET-JRF qualified staff and Ph. D. scholars are stated taking extra classes for Competitive Examination. In addition to all these, computers, internet facilities and wi-fi are made available to all the students to carry out computer related experiments as well as to improve upon their network skills. Every Saturday there is an interactive session between all the teachers and students in which the students are asked to deliver a seminar to improve upon their presentation skill. Most of the teachers stay in the university campus and are accessible to the students round the clock.

Head

Psychology

Student feedback on Teachers (Separate for each teacher, please give only for those teachers who have taught you in

SN	Year	Name of the teacher	Course Program /Semester	Name of the course taught	Q1	Q2	Q3	Q4	Q5	Q6	Q7	Q8	Total	Overall
1	2016-2017	Dr. Promila Singh	MA-I	Psychopathology	4	4	3	3	3	3	3	4	27	good
2	2016-2017		MA-I	Psychopathology	4	4	3	3	3	3	3	4	27	good
3	2016-2017		MA-I	Psychopathology	4	4	3	3	3	3	3	4	27	good
4	2016-2017		MA-I	Psychopathology	4	4	4	3	4	2	4	4	29	good
5	2016-2017		MA-I	Psychopathology	4	4	4	4	4	4	4	4	32	very good
6	2016-2017		MA-I	Psychopathology	4	4	3	3	3	3	3	4	27	good
7	2016-2017		MA-I	Psychopathology	4	4	3	3	3	3	3	4	27	good
8	2016-2017		MA-I	Psychopathology	4	4	3	3	3	3	3	4	27	good
9	2016-2017		MA-I	Psychopathology	4	4	4	3	4	2	4	4	29	good
10	2016-2017		MA-I	Psychopathology	4	4	4	4	4	4	4	4	32	very good
11	2016-2017		MA-I	Psychopathology	4	4	3	3	3	3	3	4	27	good
12	2016-2017		MA-I	Psychopathology	4	4	3	3	3	3	3	4	27	good
13	2016-2017		MA-I	Psychopathology	4	4	3	3	3	3	3	4	27	good
14	2016-2017		MA-IV	Developmental Psychology	4	4	4	3	4	2	4	4	29	good
15	2016-2017		MA-IV	Developmental Psychology	4	4	4	4	4	4	4	4	32	very good
16	2016-2017		MA-IV	Developmental Psychology	4	4	3	3	3	3	3	4	27	good
17	2016-2017		MA-IV	Developmental Psychology	4	4	3	3	3	3	3	4	27	good
18	2016-2017		MA-IV	Developmental Psychology	4	4	3	3	3	3	3	4	27	good
19	2016-2017		MA-IV	Developmental Psychology	4	4	4	3	4	2	4	4	29	good
20	2016-2017		MA-IV	Developmental Psychology	4	4	4	4	4	4	4	4	32	very good

21	2016-2017		MA-IV	Developmental Psychology	4	4	3	3	3	3	3	4	27	good
22	2016-2017		MA-IV	Developmental Psychology	4	4	3	3	3	3	3	4	27	good
23	2016-2017		MA-IV	Developmental Psychology	4	4	3	3	3	3	3	4	27	good
24	2016-2017		MA-IV	Developmental Psychology	4	4	4	3	4	2	4	4	29	good
25	2016-2017		MA-IV	Developmental Psychology	4	4	3	3	3	3	3	4	27	good
26	2016-2017		PGC	Counselling Theories & Techniques	4	4	3	3	3	3	3	4	27	good
27	2016-2017		PGC	Counselling	4	4	3	3	3	3	3	4	27	good
28	2016-2017		PGC	Counselling Theories & Techniques	4	4	4	3	4	2	4	4	29	good
29	2016-2017		PGC	Counselling Theories & Techniques	4	4	4	4	4	4	4	4	32	very good
30	2016-2017		PGC	Counselling Theories & Techniques	4	4	4	3	4	2	4	4	29	good
31	2016-2017		PGC	Counselling Theories & Techniques	4	4	4	4	4	4	4	4	32	very good
32	2016-2017		PGC	Counselling Theories & Techniques	4	4	3	3	3	3	3	4	27	good
33	2016-2017		PGC	Counselling Theories & Techniques	4	4	3	3	3	3	3	4	27	good
34	2016-2017	Dr. Basheer Hasan	MA-III & IV	Psychotherapeutic Counselling	4	4	3	3	3	3	3	4	27	good
35	2016-2017		MA-III & IV	Psychotherapeutic Counselling	4	4	4	3	4	2	4	4	29	good
36	2016-2017		MA-III & IV	Psychotherapeutic Counselling	4	4	4	4	4	4	4	4	32	very good
37	2016-2017		MA-III & IV	Psychotherapeutic Counselling	4	4	3	3	3	3	3	4	27	good
38	2016-2017		MA-III & IV	Psychotherapeutic Counselling	4	4	3	3	3	3	3	4	27	good
39	2016-2017		MA-III & IV	Psychotherapeutic Counselling	4	4	3	3	3	3	3	4	27	good
40	2016-2017		MA-III & IV	Psychotherapeutic Counselling	4	4	4	3	4	2	4	4	29	good

41	2016-2017	MA-III & IV	Psychotherapeutic Counselling	4	4	4	4	4	4	4	4	32	very good
42	2016-2017	MA-III & IV	Psychotherapeutic Counselling	4	4	3	3	3	3	3	4	27	good
43	2016-2017	MA-III & IV	Psychotherapeutic Counselling	4	4	3	3	3	3	3	4	27	good
44	2016-2017	MA-III & IV	Psychotherapeutic Counselling	4	4	3	3	3	3	3	4	27	good
45	2016-2017	MA-III & IV	Psychotherapeutic Counselling	4	4	4	3	4	2	4	4	29	good
46	2016-2017	MA-III & IV	Psychotherapeutic Counselling	4	4	4	4	4	4	4	4	32	very good
47	2016-2017	MA-III & IV	Psychotherapeutic Counselling	4	4	3	3	3	3	3	4	27	good
48	2016-2017	MA-III & IV	Psychotherapeutic Counselling	4	4	3	3	3	3	3	4	27	good
49	2016-2017	MA-III & IV	Psychotherapeutic Counselling	4	4	3	3	3	3	3	4	27	good
50	2016-2017	MA-III & IV	Psychotherapeutic Counselling	4	4	4	3	4	2	4	4	29	good
51	2016-2017	MA-III & IV	Psychotherapeutic Counselling	4	4	4	4	4	4	4	4	32	very good
52	2016-2017	MA-III & IV	Psychotherapeutic Counselling	4	4	3	3	3	3	3	4	27	good
53	2016-2017	PGC	Psycholgical Guidance	4	4	3	3	3	3	3	4	27	good
54	2016-2017	PGC	Psycholgical Guidance	4	4	3	3	3	3	3	4	27	good
55	2016-2017	PGC	Psycholgical Guidance	4	4	4	3	4	2	4	4	29	good
56	2016-2017	PGC	Psycholgical Guidance	4	4	4	4	4	4	4	4	32	very good
57	2016-2017	PGC	Psycholgical Guidance	4	4	3	3	3	3	3	4	27	good
58	2016-2017	PGC	Psycholgical Guidance	4	4	3	3	3	3	3	4	27	good
59	2016-2017	PGC	Psycholgical Guidance	4	4	3	3	3	3	3	4	27	good
60	2016-2017	PGC	Psycholgical Guidance	4	4	4	3	4	2	4	4	29	good
61	2016-2017	PGC	Psycholgical Guidance	4	4	4	4	4	4	4	4	32	very good
62	2016-2017	PGC	Psycholgical Guidance	4	4	3	3	3	3	3	4	27	good

63	2016-2017	**Dr. Priyamvada Shrivastava**	**MA-I & III**	Research Methods and Statistics / Health Behaviour	4	4	3	3	3	3	3	4	27	good
64	2016-2017		**MA-I & III**	Research Methods and Statistics / Health Behaviour	4	4	4	3	4	2	4	4	29	good
65	2016-2017		**MA-I & III**	Research Methods and Statistics / Health Behaviour	4	4	4	4	4	4	4	4	32	very good
66	2016-2017		**MA-I & III**	Research Methods and Statistics / Health Behaviour	4	4	3	3	3	3	3	4	27	good
67	2016-2017		**MA-I & III**	Research Methods and Statistics / Health Behaviour	4	4	3	3	3	3	3	4	27	good
68	2016-2017		**MA-I & III**	Research Methods and Statistics / Health Behaviour	4	4	3	3	3	3	3	4	27	good
69	2016-2017		**MA-I & III**	Research Methods and Statistics / Health Behaviour	4	4	4	3	4	2	4	4	29	good
70	2016-2017		**MA-I & III**	Research Methods and Statistics / Health Behaviour	4	4	4	4	4	4	4	4	32	very good
71	2016-2017		**MA-I & III**	Research Methods and Statistics / Health Behaviour	4	4	3	3	3	3	3	4	27	good

72	2016-2017		MA-I & III	Research Methods and Statistics / Health Behaviour	4	4	3	3	3	3	3	4	27	good
73	2016-2017		MA-I & III	Research Methods and Statistics / Health Behaviour	4	4	3	3	3	3	3	4	27	good
74	2016-2017		MA-I & III	Research Methods and Statistics / Health Behaviour	4	4	4	3	4	2	4	4	29	good
75	2016-2017		MA-I & III	Research Methods and Statistics / Health Behaviour	4	4	4	4	4	4	4	4	32	very good
76	2016-2017		MA-I & III	Research Methods and Statistics / Health Behaviour	4	4	3	3	3	3	3	4	27	good
77	2016-2017		MA-I & III	Research Methods and Statistics / Health Behaviour	4	4	3	3	3	3	3	4	27	good
78	2016-2017	**Dr. Prabhavati Shukla**	MA-I & III	Basic Psychological Process	4	4	3	3	3	3	3	4	27	good
79	2016-2017		MA-I & III	Basic Psychological Process	4	4	4	3	4	2	4	4	29	good
80	2016-2017		MA-I & III	Basic Psychological Process	4	4	4	4	4	4	4	4	32	very good
81	2016-2017		MA-I & III	Basic Psychological Process	4	4	3	3	3	3	3	4	27	good
82	2016-2017		MA-I & III	Basic Psychological Process	4	4	3	3	3	3	3	4	27	good
83	2016-2017		MA-I & III	Basic Psychological Process	4	4	3	3	3	3	3	4	27	good
84	2016-2017		MA-I & III	Basic Psychological Process	4	4	4	3	4	2	4	4	29	good

85	2016-2017	MA-I & III	Basic Psychological Process	4	4	4	4	4	4	4	4	32	very good
86	2016-2017	MA-I & III	Basic Psychological Process	4	4	3	3	3	3	3	4	27	good
87	2016-2017	MA-I & III	Basic Psychological Process	4	4	3	3	3	3	3	4	27	good
88	2016-2017	MA-I & III	Basic Psychological Process	4	4	3	3	3	3	3	4	27	good
89	2016-2017	MA-I & III	Basic Psychological Process	4	4	4	3	4	2	4	4	29	good
90	2016-2017	MA-I & III	Basic Psychological Process	4	4	4	4	4	4	4	4	32	very good
91	2016-2017	MA-I & III	Basic Psychological Process	4	4	3	3	3	3	3	4	27	good
92	2016-2017	MA-II & IV	Psychological Assessment	4	4	3	3	3	3	3	4	27	good
93	2016-2017	MA-II & IV	Psychological Assessment	4	4	3	3	3	3	3	4	27	good
94	2016-2017	MA-II & IV	Psychological Assessment	4	4	3	3	3	3	3	4	27	good
95	2016-2017	MA-II & IV	Psychological Assessment	4	4	4	3	4	2	4	4	29	good
96	2016-2017	MA-II & IV	Psychological Assessment	4	4	4	4	4	4	4	4	32	very good
97	2016-2017	MA-II & IV	Psychological Assessment	4	4	3	3	3	3	3	4	27	good
98	2016-2017	MA-II & IV	Psychological Assessment	4	4	3	3	3	3	3	4	27	good
99	2016-2017	MA-II & IV	Psychological Assessment	4	4	3	3	3	3	3	4	27	good
100	2016-2017	MA-II & IV	Psychological Assessment	4	4	4	3	4	2	4	4	29	good
101	2016-2017	MA-II & IV	Psychological Assessment	4	4	4	4	4	4	4	4	32	very good
102	2016-2017	MA-II & IV	Psychological Assessment	4	4	3	3	3	3	3	4	27	good
103	2016-2017	MA-II & IV	Psychological Assessment	4	4	3	3	3	3	3	4	27	good

104	2016-2017		MA- II & IV	Psychological Assessment	4	4	3	3	3	3	3	4	27	good
105	2016-2017	Dr. Meeta Jha	MA-I & III	Social Psychology /Clinical Diagnosis	4	4	4	3	4	2	4	4	29	good
106	2016-2017		MA-I & III	Social Psychology /Clinical Diagnosis	4	4	4	4	4	4	4	4	32	very good
107	2016-2017		MA-I &	Social	4	4	3	3	3	3	3	4	27	good
108	2016-2017		MA-I & III	Social Psychology /Clinical Diagnosis	4	4	3	3	3	3	3	4	27	good
109	2016-2017		MA-I &	Social	4	4	3	3	3	3	3	4	27	good
110	2016-2017		MA-I & III	Social Psychology /Clinical Diagnosis	4	4	4	3	4	2	4	4	29	good
111	2016-2017		MA-I & III	Social Psychology /Clinical Diagnosis	4	4	4	4	4	4	4	4	32	very good
112	2016-2017		MA-I & III	Social Psychology /Clinical Diagnosis	4	4	3	3	3	3	3	4	27	good
113	2016-2017		MA-I & III	Social Psychology /Clinical Diagnosis	4	4	3	3	3	3	3	4	27	good
114	2016-2017		MA-I & III	Social Psychology /Clinical Diagnosis	4	4	3	3	3	3	3	4	27	good
115	2016-2017		MA-I & III	Social Psychology /Clinical Diagnosis	4	4	4	3	4	2	4	4	29	good
116	2016-2017		MA-I & III	Social Psychology /Clinical Diagnosis	4	4	4	4	4	4	4	4	32	very good
117	2016-2017		MA-I & III	Social Psychology /Clinical Diagnosis	4	4	3	3	3	3	3	4	27	good
118	2016-2017		MA-I & III	Social Psychology /Clinical Diagnosis	4	4	3	3	3	3	3	4	27	good
119	2016-2017		MA- II & IV	Social Psychology /Clinical Diagnosis	4	4	3	3	3	3	3	4	27	good

120	2016-2017	MA- II & IV	Social Psychology /Clinical Diagnosis	4	4	4	3	4	2	4	4	29	good
121	2016-2017	MA- II & IV	Social Psychology /Clinical Diagnosis	4	4	4	4	4	4	4	4	32	very good
122	2016-2017	MA- II & IV	Social Psychology /Clinical Diagnosis	4	4	3	3	3	3	3	4	27	good
123	2016-2017	MA- II & IV	Social Psychology /Clinical Diagnosis	4	4	3	3	3	3	3	4	27	good
124	2016-2017	MA- II & IV	Social Psychology /Clinical Diagnosis	4	4	3	3	3	3	3	4	27	good
125	2016-2017	MA- II & IV	Social Psychology /Clinical Diagnosis	4	4	4	3	4	2	4	4	29	good
126	2016-2017	MA- II & IV	Social Psychology /Clinical Diagnosis	4	4	4	4	4	4	4	4	32	very good
127	2016-2017	MA- II & IV	Social Psychology /Clinical Diagnosis	4	4	3	3	3	3	3	4	27	good
128	2016-2017	MA- II & IV	Social Psychology /Clinical Diagnosis	4	4	3	3	3	3	3	4	27	good
129	2016-2017	MA- II & IV	Social Psychology /Clinical Diagnosis	4	4	3	3	3	3	3	4	27	good
130	2016-2017	MA- II & IV	Social Psychology /Clinical Diagnosis	4	4	4	3	4	2	4	4	29	good
131	2016-2017	MA- II & IV	Social Psychology /Clinical Diagnosis	4	4	4	4	4	4	4	4	32	very good
132	2016-2017	PGC	Psycholgical Guidance	4	4	3	3	3	3	3	4	27	good
133	2016-2017	PGC	Psycholgical Guidance	4	4	3	3	3	3	3	4	27	good
134	2016-2017	PGC	Psycholgical Guidance	4	4	3	3	3	3	3	4	27	good
135	2016-2017	PGC	Psycholgical Guidance	4	4	4	3	4	2	4	4	29	good
136	2016-2017	PGC	Psycholgical	4	4	4	4	4	4	4	4	32	very good

137	2016-2017		PGC	Psycholgical Guidance	4	4	3	3	3	3	3	4	27	good
138	2016-2017		PGC	Psycholgical Guidance	4	4	3	3	3	3	3	4	27	good
139	2016-2017		PGC	Psycholgical Guidance	4	4	3	3	3	3	3	4	27	good
140	2016-2017		PGC	Psycholgical Guidance	4	4	4	3	4	2	4	4	29	good
141	2016-2017		PGC	Psycholgical Guidance	4	4	4	4	4	4	4	4	32	very good
142	2017-2018	Dr. Promila Singh	MA-I	Psychopathology	4	4	3	3	3	3	3	4	27	good
143	2017-2018		MA-I	Psychopathology	4	4	3	3	3	3	3	4	27	good
144	2017-2018		MA-I	Psychopathology	4	4	3	3	3	3	3	4	27	good
145	2017-2018		MA-I	Psychopathology	4	4	4	3	4	2	4	4	29	good
146	2017-2018		MA-I	Psychopathology	4	4	4	4	4	4	4	4	32	very good
147	2017-2018		MA-I	Psychopathology	4	4	3	3	3	3	3	4	27	good
148	2017-2018		MA-I	Psychopathology	4	4	3	3	3	3	3	4	27	good
149	2017-2018		MA-I	Psychopathology	4	4	3	3	3	3	3	4	27	good
150	2017-2018		MA-I	Psychopathology	4	4	4	3	4	2	4	4	29	good
151	2017-2018		MA-I	Psychopathology	4	4	4	4	4	4	4	4	32	very good
152	2017-2018		MA-I	Psychopathology	4	4	3	3	3	3	3	4	27	good
153	2017-2018		MA-I	Psychopathology	4	4	3	3	3	3	3	4	27	good
154	2017-2018		MA-I	Psychopathology	4	4	3	3	3	3	3	4	27	good
155	2017-2018		MA-IV	Developmental Psychology	4	4	4	3	4	2	4	4	29	good
156	2017-2018		MA-IV	Developmental Psychology	4	4	4	4	4	4	4	4	32	very good
157	2017-2018		MA-IV	Developmental Psychology	4	4	3	3	3	3	3	4	27	good
158	2017-2018		MA-IV	Developmental Psychology	4	4	3	3	3	3	3	4	27	good
159	2017-2018		MA-IV	Developmental Psychology	4	4	3	3	3	3	3	4	27	good
160	2017-2018		MA-IV	Developmental Psychology	4	4	4	3	4	2	4	4	29	good
161	2017-2018		MA-IV	Developmental Psychology	4	4	4	4	4	4	4	4	32	very good

162	2017-2018		MA-IV	Developmental Psychology	4	4	3	3	3	3	3	4	27	good
163	2017-2018		MA-IV	Developmental Psychology	4	4	3	3	3	3	3	4	27	good
164	2017-2018		MA-IV	Developmental Psychology	4	4	3	3	3	3	3	4	27	good
165	2017-2018		MA-IV	Developmental Psychology	4	4	4	3	4	2	4	4	29	good
166	2017-2018		MA-IV	Developmental Psychology	4	4	3	3	3	3	3	4	27	good
167	2017-2018		PGC	Counselling Theories & Techniques	4	4	3	3	3	3	3	4	27	good
168	2017-2018		PGC	Counselling Theories & Techniques	4	4	3	3	3	3	3	4	27	good
169	2017-2018		PGC	Counselling Theories & Techniques	4	4	4	3	4	2	4	4	29	good
170	2017-2018		PGC	Counselling Theories & Techniques	4	4	4	4	4	4	4	4	32	very good
171	2017-2018		PGC	Counselling Theories & Techniques	4	4	4	3	4	2	4	4	29	good
172	2017-2018		PGC	Counselling Theories & Techniques	4	4	4	4	4	4	4	4	32	very good
173	2017-2018		PGC	Counselling Theories & Techniques	4	4	3	3	3	3	3	4	27	good
174	2017-2018		PGC	Counselling Theories & Techniques	4	4	3	3	3	3	3	4	27	good
175	2017-2018	Dr. Basheer Hasan	MA-III & IV	Psychotherapeutic Counselling	4	4	3	3	3	3	3	4	27	good
176	2017-2018		MA-III & IV	Psychotherapeutic Counselling	4	4	4	3	4	2	4	4	29	good
177	2017-2018		MA-III & IV	Psychotherapeutic Counselling	4	4	4	4	4	4	4	4	32	very good
178	2017-2018		MA-III & IV	Psychotherapeutic Counselling	4	4	3	3	3	3	3	4	27	good
179	2017-2018		MA-III & IV	Psychotherapeutic Counselling	4	4	3	3	3	3	3	4	27	good
180	2017-2018		MA-III & IV	Psychotherapeutic Counselling	4	4	3	3	3	3	3	4	27	good

181	2017-2018	MA-III & IV	Psychotherapeutic Counselling	4	4	4	3	4	2	4	4	29	good
182	2017-2018	MA-III & IV	Psychotherapeutic Counselling	4	4	4	4	4	4	4	4	32	very good
183	2017-2018	MA-III & IV	Psychotherapeutic Counselling	4	4	3	3	3	3	3	4	27	good
184	2017-2018	MA-III & IV	Psychotherapeutic Counselling	4	4	3	3	3	3	3	4	27	good
185	2017-2018	MA-III & IV	Psychotherapeutic Counselling	4	4	3	3	3	3	3	4	27	good
186	2017-2018	MA-III & IV	Psychotherapeutic Counselling	4	4	4	3	4	2	4	4	29	good
187	2017-2018	MA-III & IV	Psychotherapeutic Counselling	4	4	4	4	4	4	4	4	32	very good
188	2017-2018	MA-III & IV	Psychotherapeutic Counselling	4	4	3	3	3	3	3	4	27	good
189	2017-2018	MA-III & IV	Psychotherapeutic Counselling	4	4	3	3	3	3	3	4	27	good
190	2017-2018	MA-III & IV	Psychotherapeutic Counselling	4	4	3	3	3	3	3	4	27	good
191	2017-2018	MA-III & IV	Psychotherapeutic Counselling	4	4	4	3	4	2	4	4	29	good
192	2017-2018	MA-III & IV	Psychotherapeutic Counselling	4	4	4	4	4	4	4	* 4	32	very good
193	2017-2018	MA-III & IV	Psychotherapeutic Counselling	4	4	3	3	3	3	3	4	27	good
194	2017-2018	PGC	Psycholgical Guidance	4	4	3	3	3	3	3	4	27	good
195	2017-2018	PGC	Psycholgical Guidance	4	4	3	3	3	3	3	4	27	good
196	2017-2018	PGC	Psycholgical Guidance	4	4	4	3	4	2	4	4	29	good
197	2017-2018	PGC	Psycholgical Guidance	4	4	4	4	4	4	4	4	32	very good
198	2017-2018	PGC	Psycholgical Guidance	4	4	3	3	3	3	3	4	27	good
199	2017-2018	PGC	Psycholgical Guidance	4	4	3	3	3	3	3	4	27	good
200	2017-2018	PGC	Psycholgical Guidance	4	4	3	3	3	3	3	4	27	good
201	2017-2018	PGC	Psycholgical Guidance	4	4	4	3	4	2	4	4	29	good
202	2017-2018	PGC	Psycholgical Guidance	4	4	4	4	4	4	4	4	32	very good
			Psychological										

204	2017-2018		**PGDRP**	Rehabiltation Assessment and Counseelling	4	4	3	3	3	3	3	4	27	good
205	2017-2018		**PGDRP**	Rehabiltation Assessment and Counseelling	4	4	3	3	3	3	3	4	27	good
206	2017-2018		**PGDRP**	Rehabiltation Assessment and Counseelling	4	4	4	3	4	2	4	4	29	good
207	2017-2018		**PGDRP**	Rehabiltation Assessment and Counseelling	4	4	4	4	4	4	4	4	32	very good
208	2017-2018		**PGDRP**	Rehabiltation Assessment and Counseelling	4	4	3	3	3	3	3	4	27	good
209	2017-2018		**PGDRP**	Rehabiltation Assessment and Counseelling	4	4	3	3	3	3	3	4	27	good
210	2017-2018		**PGDRP**	Rehabiltation Assessment and Counseelling	4	4	3	3	3	3	3	4	27	good
211	2017-2018	**Dr. Priyamvada Shrivastava**	**MA-I & III**	Research Methods and Statistics / Health Behaviour	4	4	3	3	3	3	3	4	27	good
212	2017-2018		**MA-I & III**	Research Methods and Statistics / Health Behaviour	4	4	4	3	4	2	4	4	29	good

213	2017-2018	**MA-I & III**	Research Methods and Statistics / Health Behaviour	4	4	4	4	4	4	4	4	32	very good
214	2017-2018	**MA-I & III**	Research Methods and Statistics / Health Behaviour	4	4	3	3	3	3	3	4	27	good
215	2017-2018	**MA-I & III**	Research Methods and Statistics / Health Behaviour	4	4	3	3	3	3	3	4	27	good
216	2017-2018	**MA-I & III**	Research Methods and Statistics / Health Behaviour	4	4	3	3	3	3	3	4	27	good
217	2017-2018	**MA-I & III**	Research Methods and Statistics / Health Behaviour	4	4	4	3	4	2	4	4	29	good
218	2017-2018	**MA-I & III**	Research Methods and Statistics / Health Behaviour	4	4	4	4	4	4	4	4	32	very good
219	2017-2018	**MA-I & III**	Research Methods and Statistics / Health Behaviour	4	4	3	3	3	3	3	4	27	good
220	2017-2018	**MA-I & III**	Research Methods and Statistics / Health Behaviour	4	4	3	3	3	3	3	4	27	good
221	2017-2018	**MA-I & III**	Research Methods and Statistics / Health Behaviour	4	4	3	3	3	3	3	4	27	good

222	2017-2018		**MA-I & III**	Research Methods and Statistics / Health Behaviour	4	4	4	3	4	2	4	4	29	good
223	2017-2018		**MA-I & III**	Research Methods and Statistics / Health Behaviour	4	4	4	4	4	4	4	4	32	very good
224	2017-2018		**MA-I & III**	Research Methods and Statistics / Health Behaviour	4	4	3	3	3	3	3	4	27	good
225	2017-2018		**MA-I & III**	Research Methods and Statistics / Health Behaviour	4	4	3	3	3	3	3	4	27	good
226	2017-2018		**PGDRP**	Community Based Rehabilitation	4	4	3	3	3	3	3	4	27	good
227	2017-2018		**PGDRP**	Community Based Rehabilitation	4	4	4	3	4	2	4	4	29	good
228	2017-2018		**PGDRP**	Community Based Rehabilitation	4	4	4	4	4	4	4	4	32	very good
229	2017-2018		**PGDRP**	Community Based Rehabilitation	4	4	3	3	3	3	3	4	27	good
230	2017-2018		**PGDRP**	Community Based Rehabilitation	4	4	3	3	3	3	3	4	27	good
231	2017-2018		**PGDRP**	Community Based Rehabilitation	4	4	3	3	3	3	3	4	27	good
232	2017-2018		**PGDRP**	Community Based Rehabilitation									0	good
233	2017-2018	**Dr. Prabhavati Shukla**	**MA-I & III**	Basic Psychological Process	4	4	3	3	3	3	3	4	27	good
234	2017-2018		**MA-I & III**	Basic Psychological	4	4	4	3	4	2	4	4	29	good

235	2017-2018	MA-I & III	Basic Psychological Process	4	4	4	4	4	4	4	4	32	very good
236	2017-2018	MA-I & III	Basic Psychological Process	4	4	3	3	3	3	3	4	27	good
237	2017-2018	MA-I & III	Basic Psychological Process	4	4	3	3	3	3	3	4	27	good
238	2017-2018	MA-I & III	Basic Psychological Process	4	4	3	3	3	3	3	4	27	good
239	2017-2018	MA-I & III	Basic Psychological Process	4	4	4	3	4	2	4	4	29	good
240	2017-2018	MA-I & III	Basic Psychological Process	4	4	4	4	4	4	4	4	32	very good
241	2017-2018	MA-I & III	Basic Psychological Process	4	4	3	3	3	3	3	4	27	good
242	2017-2018	MA-I & III	Basic Psychological Process	4	4	3	3	3	3	3	4	27	good
243	2017-2018	MA-I & III	Basic Psychological Process	4	4	3	3	3	3	3	4	27	good
244	2017-2018	MA-I & III	Basic Psychological Process	4	4	4	3	4	2	4	4	29	good
245	2017-2018	MA-I & III	Basic Psychological Process	4	4	4	4	4	4	4	4	32	very good
246	2017-2018	MA-I & III	Basic Psychological Process	4	4	3	3	3	3	3	4	27	good
247	2017-2018	MA- II & IV	Psychological Assessment	4	4	3	3	3	3	3	4	27	good
248	2017-2018	MA- II & IV	Psychological Assessment	4	4	3	3	3	3	3	4	27	good
249	2017-2018	MA- II & IV	Psychological Assessment	4	4	3	3	3	3	3	4	27	good
250	2017-2018	MA- II & IV	Psychological Assessment	4	4	4	3	4	2	4	4	29	good
251	2017-2018	MA- II & IV	Psychological Assessment	4	4	4	4	4	4	4	4	32	very good
252	2017-2018	MA- II & IV	Psychological Assessment	4	4	3	3	3	3	3	4	27	good
253	2017-2018	MA- II & IV	Psychological Assessment	4	4	3	3	3	3	3	4	27	good

254	2017-2018		MA- II & IV	Psychological Assessment	4	4	3	3	3	3	3	4	27	good
255	2017-2018		MA- II & IV	Psychological Assessment	4	4	4	3	4	2	4	4	29	good
256	2017-2018		MA- II & IV	Psychological Assessment	4	4	4	4	4	4	4	4	32	very good
257	2017-2018		MA- II & IV	Psychological Assessment	4	4	3	3	3	3	3	4	27	good
258	2017-2018		MA- II & IV	Psychological Assessment	4	4	3	3	3	3	3	4	27	good
259	2017-2018		MA- II & IV	Psychological Assessment	4	4	3	3	3	3	3	4	27	good
260	2017-2018	Dr. Meeta Jha	MA-I & III	Social Psychology /Clinical Diagnosis	4	4	4	3	4	2	4	4	29	good
261	2017-2018		MA-I & III	Social Psychology /Clinical Diagnosis	4	4	4	4	4	4	4	4	32	very good
262	2017-2018		MA-I & III	Social Psychology /Clinical Diagnosis	4	4	3	3	3	3	3	4	27	good
263	2017-2018		MA-I & III	Social Psychology /Clinical Diagnosis	4	4	3	3	3	3	3	4	27	good
264	2017-2018		MA-I & III	Social Psychology /Clinical Diagnosis	4	4	3	3	3	3	3	4	27	good
265	2017-2018		MA-I & III	Social Psychology /Clinical Diagnosis	4	4	4	3	4	2	4	4	29	good
266	2017-2018		MA-I & III	Social Psychology /Clinical Diagnosis	4	4	4	4	4	4	4	4	32	very good
267	2017-2018		MA-I & III	Social Psychology /Clinical Diagnosis	4	4	3	3	3	3	3	4	27	good
268	2017-2018		MA-I & III	Social Psychology /Clinical Diagnosis	4	4	3	3	3	3	3	4	27	good
269	2017-2018		MA-I & III	Social Psychology /Clinical	4	4	3	3	3	3	3	4	27	good

270	2017-2018	MA-I & III	Social Psychology /Clinical Diagnosis	4	4	4	3	4	2	4	4	29	good
271	2017-2018	MA-I & III	Social Psychology /Clinical Diagnosis	4	4	4	4	4	4	4	4	32	very good
272	2017-2018	MA-I & III	Social Psychology /Clinical Diagnosis	4	4	3	3	3	3	3	4	27	good
273	2017-2018	MA-I & III	Social Psychology /Clinical Diagnosis	4	4	3	3	3	3	3	4	27	good
274	2017-2018	MA- II & IV	Social Psychology /Clinical Diagnosis	4	4	3	3	3	3	3	4	27	good
275	2017-2018	MA- II & IV	Social Psychology /Clinical Diagnosis	4	4	4	3	4	2	4	4	29	good
276	2017-2018	MA- II & IV	Social Psychology /Clinical Diagnosis	4	4	4	4	4	4	4	4	32	very good
277	2017-2018	MA- II & IV	Social Psychology /Clinical Diagnosis	4	4	3	3	3	3	3	4	27	good
278	2017-2018	MA- II & IV	Social Psychology /Clinical Diagnosis	4	4	3	3	3	3	3	4	27	good
279	2017-2018	MA- II & IV	Social Psychology /Clinical Diagnosis	4	4	3	3	3	3	3	4	27	good
280	2017-2018	MA- II & IV	Social Psychology /Clinical Diagnosis	4	4	4	3	4	2	4	4	29	good
281	2017-2018	MA- II & IV	Social Psychology /Clinical Diagnosis	4	4	4	4	4	4	4	4	32	very good
282	2017-2018	MA- II & IV	Social Psychology /Clinical Diagnosis	4	4	3	3	3	3	3	4	27	good
283	2017-2018	MA- II & IV	Social Psychology /Clinical Diagnosis	4	4	3	3	3	3	3	4	27	good

284	2017-2018		MA- II & IV	Social Psychology /Clinical Diagnosis	4	4	3	3	3	3	3	4	27	good
285	2017-2018		MA- II & IV	Social Psychology /Clinical Diagnosis	4	4	4	3	4	2	4	4	29	good
286	2017-2018		MA- II & IV	Social Psychology /Clinical Diagnosis	4	4	4	4	4	4	4	4	32	very good
287	2017-2018		PGC	Psycholgical Guidance	4	4	3	3	3	3	3	4	27	good
288	2017-2018		PGC	Psycholgical Guidance	4	4	3	3	3	3	3	4	27	good
289	2017-2018		PGC	Psycholgical Guidance	4	4	3	3	3	3	3	4	27	good
290	2017-2018		PGC	Psycholgical Guidance	4	4	4	3	4	2	4	4	29	good
291	2017-2018		PGC	Psycholgical Guidance	4	4	4	4	4	4	4	4	32	very good
292	2017-2018		PGC	Psycholgical Guidance	4	4	3	3	3	3	3	4	27	good
293	2017-2018		PGC	Psycholgical Guidance	4	4	3	3	3	3	3	4	27	good
294	2017-2018		PGC	Psycholgical Guidance	4	4	3	3	3	3	3	4	27	good
295	2017-2018		PGC	Psycholgical Guidance	4	4	4	3	4	2	4	4	29	good
296	2017-2018		PGC	Psycholgical Guidance	4	4	4	4	4	4	4	4	32	very good
297	2017-2018	Shama Hamdani	PGDRP	Disability and Rehabilitation/Rehabiltation Assessment and Counseelling	4	4	3	3	3	3	3	4	27	good
298	2017-2018		PGDRP	Disability and Rehabilitation/Rehabiltation Assessment and Counseelling	4	4	3	3	3	3	3	4	27	good
299	2017-2018		PGDRP	Disability and Rehabilitation/Rehabiltation Assessment and Counseelling	4	4	4	3	4	2	4	4	29	good

300	2017-2018		PGDRP	Disability and Rehabilitation/Rehabiltation Assessment and Counseelling	4	4	4	4	4	4	4	4	32	very good
301	2017-2018		PGDRP	Disability and Rehabilitation/Rehabiltation Assessment and Counseelling	4	4	3	3	3	3	3	4	27	good
302	2017-2018		PGDRP	Disability and Rehabilitation/Rehabiltation Assessment and Counseelling	4	4	3	3	3	3	3	4	27	good
303	2017-2018		PGDRP	Disability and Rehabilitation/Rehabiltation Assessment and Counseelling	4	4	3	3	3	3	3	4	27	good
304	2017-2018		PGDRP	Disability and Rehabilitation/Rehabiltation Assessment and Counseelling	4	4	3	3	3	3	3	4	27	good
305	2017-2018	Narendra Verma	PGDRP	Psychosocial Issues in Disablities/Community Based Rehabilitation	4	4	3	3	3	3	3	4	27	good
306	2017-2018		PGDRP	Psychosocial Issues in Disablities/Community Based	4	4	4	3	4	2	4	4	29	good

307	2017-2018		**PGDRP**	Psychosocial Issues in Disablities/Community Based Rehabilitation	4	4	4	4	4	4	4	4	32	very good
308	2017-2018		**PGDRP**	Psychosocial Issues in Disablities/Community Based Rehabilitation	4	4	3	3	3	3	3	4	27	good
309	2017-2018		**PGDRP**	Psychosocial Issues in Disablities/Community Based Rehabilitation	4	4	3	3	3	3	3	4	27	good
310	2017-2018		**PGDRP**	Psychosocial Issues in Disablities/Community Based Rehabilitation	4	4	3	3	3	3	3	4	27	good
311	2017-2018		**PGDRP**	Psychosocial Issues in Disablities/Community Based Rehabilitation	4	4	4	3	4	2	4	4	29	good
312	2018-2019	**Dr. Promila Singh**	**MA-I**	Psychopathology	4	4	3	3	3	3	3	4	27	good
313	2018-2019		**MA-I**	Psychopathology	4	4	3	3	3	3	3	4	27	good
314	2018-2019		**MA-I**	Psychopathology	4	4	3	3	3	3	3	4	27	good
315	2018-2019		**MA-I**	Psychopathology	4	4	4	3	4	2	4	4	29	good
316	2018-2019		**MA-I**	Psychopathology	4	4	4	4	4	4	4	4	32	very good
317	2018-2019		**MA-I**	Psychopathology	4	4	3	3	3	3	3	4	27	good
318	2018-2019		**MA-I**	Psychopathology	4	4	3	3	3	3	3	4	27	good
319	2018-2019		**MA-I**	Psychopathology	4	4	3	3	3	3	3	4	27	good
320	2018-2019		**MA-I**	Psychopathology	4	4	4	3	4	2	4	4	29	good
321	2018-2019		**MA-I**	Psychopathology	4	4	4	4	4	4	4	4	32	very good
322	2018-2019		**MA-I**	Psychopathology	4	4	3	3	3	3	3	4	27	good

324	2018-2019	MA-I	Psychopathology	4	4	3	3	3	3	3	4	27	good
325	2018-2019	MA-IV	Developmental Psychology	4	4	4	3	4	2	4	4	29	good
326	2018-2019	MA-IV	Developmental Psychology	4	4	4	4	4	4	4	4	32	very good
327	2018-2019	MA-IV	Developmental Psychology	4	4	3	3	3	3	3	4	27	good
328	2018-2019	MA-IV	Developmental Psychology	4	4	3	3	3	3	3	4	27	good
329	2018-2019	MA-IV	Developmental Psychology	4	4	3	3	3	3	3	4	27	good
330	2018-2019	MA-IV	Developmental Psychology	4	4	4	3	4	2	4	4	29	good
331	2018-2019	MA-IV	Developmental Psychology	4	4	4	4	4	4	4	4	32	very good
332	2018-2019	MA-IV	Developmental Psychology	4	4	3	3	3	3	3	4	27	good
333	2018-2019	MA-IV	Developmental Psychology	4	4	3	3	3	3	3	4	27	good
334	2018-2019	MA-IV	Developmental Psychology	4	4	3	3	3	3	3	4	27	good
335	2018-2019	MA-IV	Developmental Psychology	4	4	4	3	4	2	4	4	29	good
336	2018-2019	MA-IV	Developmental Psychology	4	4	3	3	3	3	3	4	27	good
337	2018-2019	PGC	Counselling Theories & Techniques	4	4	3	3	3	3	3	4	27	good
338	2018-2019	PGC	Counselling Theories & Techniques	4	4	3	3	3	3	3	4	27	good
339	2018-2019	PGC	Counselling Theories & Techniques	4	4	4	3	4	2	4	4	29	good
340	2018-2019	PGC	Counselling Theories & Techniques	4	4	4	4	4	4	4	4	32	very good
341	2018-2019	PGC	Counselling Theories & Techniques	4	4	4	3	4	2	4	4	29	good
342	2018-2019	PGC	Counselling Theories & Techniques	4	4	4	4	4	4	4	4	32	very good
343	2018-2019	PGC	Counselling Theories &	4	4	3	3	3	3	3	4	27	good

344	2018-2019		PGC	Counselling Theories & Techniques	4	4	3	3	3	3	3	4	27	good
345	2018-2019	Dr. Basheer Hasan	MA-III & IV	Psychotherapeutic Counselling	4	4	3	3	3	3	3	4	27	good
346	2018-2019		MA-III & IV	Psychotherapeutic Counselling	4	4	4	3	4	2	4	4	29	good
347	2018-2019		MA-III & IV	Psychotherapeutic Counselling	4	4	4	4	4	4	4	4	32	very good
348	2018-2019		MA-III & IV	Psychotherapeutic Counselling	4	4	3	3	3	3	3	4	27	good
349	2018-2019		MA-III & IV	Psychotherapeutic Counselling	4	4	3	3	3	3	3	4	27	good
350	2018-2019		MA-III & IV	Psychotherapeutic Counselling	4	4	3	3	3	3	3	4	27	good
351	2018-2019		MA-III & IV	Psychotherapeutic Counselling	4	4	4	3	4	2	4	4	29	good
352	2018-2019		MA-III & IV	Psychotherapeutic Counselling	4	4	4	4	4	4	4	4	32	very good
353	2018-2019		MA-III & IV	Psychotherapeutic Counselling	4	4	3	3	3	3	3	4	27	good
354	2018-2019		MA-III & IV	Psychotherapeutic Counselling	4	4	3	3	3	3	3	4	27	good
355	2018-2019		MA-III & IV	Psychotherapeutic Counselling	4	4	3	3	3	3	3	4	27	good
356	2018-2019		MA-III & IV	Psychotherapeutic Counselling	4	4	4	3	4	2	4	4	29	good
357	2018-2019		MA-III & IV	Psychotherapeutic Counselling	4	4	4	4	4	4	4	4	32	very good
358	2018-2019		MA-III & IV	Psychotherapeutic Counselling	4	4	3	3	3	3	3	4	27	good
359	2018-2019		MA-III & IV	Psychotherapeutic Counselling	4	4	3	3	3	3	3	4	27	good
360	2018-2019		MA-III & IV	Psychotherapeutic Counselling	4	4	3	3	3	3	3	4	27	good
361	2018-2019		MA-III & IV	Psychotherapeutic Counselling	4	4	4	3	4	2	4	4	29	good
362	2018-2019		MA-III & IV	Psychotherapeutic Counselling	4	4	4	4	4	4	4	4	32	very good

363	2018-2019		MA-III & IV	Psychotherapeutic Counselling	4	4	3	3	3	3	3	4	27	good
364	2018-2019		PGC	Psycholgical Guidance	4	4	3	3	3	3	3	4	27	good
365	2018-2019		PGC	Psycholgical Guidance	4	4	3	3	3	3	3	4	27	good
366	2018-2019		PGC	Psycholgical Guidance	4	4	4	3	4	2	4	4	29	good
367	2018-2019		PGC	Psycholgical Guidance	4	4	4	4	4	4	4	4	32	very good
368	2018-2019		PGC	Psycholgical Guidance	4	4	3	3	3	3	3	4	27	good
369	2018-2019		PGC	Psycholgical Guidance	4	4	3	3	3	3	3	4	27	good
370	2018-2019		PGC	Psycholgical Guidance	4	4	3	3	3	3	3	4	27	good
371	2018-2019		PGC	Psycholgical Guidance	4	4	4	3	4	2	4	4	29	good
372	2018-2019		PGC	Psycholgical Guidance	4	4	4	4	4	4	4	4	32	very good
373	2018-2019		PGC	Psycholgical Guidance	4	4	3	3	3	3	3	4	27	good
374	2018-2019	**Dr. Priyamvada Shrivastava**	MA-I & III	Research Methods and Statistics / Health Behaviour	4	4	3	3	3	3	3	4	27	good
375	2018-2019		MA-I & III	Research Methods and Statistics / Health Behaviour	4	4	4	3	4	2	4	4	29	good
376	2018-2019		MA-I & III	Research Methods and Statistics / Health Behaviour	4	4	4	4	4	4	4	4	32	very good
377	2018-2019		MA-I & III	Research Methods and Statistics / Health Behaviour	4	4	3	3	3	3	3	4	27	good
378	2018-2019		MA-I & III	Research Methods and Statistics / Health Behaviour	4	4	3	3	3	3	3	4	27	good
379	2018-2019		MA-I & III	Research Methods and Statistics / Health	4	4	3	3	3	3	3	4	27	good

380	2018-2019	**MA-I & III**	Research Methods and Statistics / Health Behaviour	4	4	4	3	4	2	4	4	29	good
381	2018-2019	**MA-I & III**	Research Methods and Statistics / Health Behaviour	4	4	4	4	4	4	4	4	32	very good
382	2018-2019	**MA-I & III**	Research Methods and Statistics / Health Behaviour	4	4	3	3	3	3	3	4	27	good
383	2018-2019	**MA-I & III**	Research Methods and Statistics / Health Behaviour	4	4	3	3	3	3	3	4	27	good
384	2018-2019	**MA-I & III**	Research Methods and Statistics / Health Behaviour	4	4	3	3	3	3	3	4	27	good
385	2018-2019	**MA-I & III**	Research Methods and Statistics / Health Behaviour	4	4	4	3	4	2	4	4	29	good
386	2018-2019	**MA-I & III**	Research Methods and Statistics / Health Behaviour	4	4	4	4	4	4	4	4	32	very good
387	2018-2019	**MA-I & III**	Research Methods and Statistics / Health Behaviour	4	4	3	3	3	3	3	4	27	good
388	2018-2019	**MA-I & III**	Research Methods and Statistics / Health Behaviour	4	4	3	3	3	3	3	4	27	good
389	2018-2019	**PGDRP**	Community Based Rehabilitation	4	4	3	3	3	3	3	4	27	good

390	2018-2019		PGDRP	Community Based Rehabilitation	4	4	4	3	4	2	4	4	29	good
391	2018-2019		PGDRP	Community Based Rehabilitation	4	4	4	4	4	4	4	4	32	very good
392	2018-2019		PGDRP	Community Based Rehabilitation	4	4	3	3	3	3	3	4	27	good
393	2018-2019		PGDRP	Community Based Rehabilitation	4	4	3	3	3	3	3	4	27	good
394	2018-2019		PGDRP	Community Based Rehabilitation	4	4	3	3	3	3	3	4	27	good
395	2018-2019		PGDRP	Community Based Rehabilitation									0	good
396	2018-2019	**Dr. Prabhavati Shukla**	**MA-I & III**	Basic Psychological Process	4	4	3	3	3	3	3	4	27	good
397	2018-2019		**MA-I & III**	Basic Psychological Process	4	4	4	3	4	2	4	4	29	good
398	2018-2019		**MA-I & III**	Basic Psychological Process	4	4	4	4	4	4	4	4	32	very good
399	2018-2019		**MA-I & III**	Basic Psychological Process	4	4	3	3	3	3	3	4	27	good
400	2018-2019		**MA-I & III**	Basic Psychological Process	4	4	3	3	3	3	3	4	27	good
401	2018-2019		**MA-I & III**	Basic Psychological Process	4	4	3	3	3	3	3	4	27	good
402	2018-2019		**MA-I & III**	Basic Psychological Process	4	4	4	3	4	2	4	4	29	good
403	2018-2019		**MA-I & III**	Basic Psychological Process	4	4	4	4	4	4	4	4	32	very good
404	2018-2019		**MA-I & III**	Basic Psychological Process	4	4	3	3	3	3	3	4	27	good
405	2018-2019		**MA-I & III**	Basic Psychological Process	4	4	3	3	3	3	3	4	27	good
406	2018-2019		**MA-I & III**	Basic Psychological Process	4	4	3	3	3	3	3	4	27	good

407	2018-2019		MA-I & III	Basic Psychological Process	4	4	4	3	4	2	4	4	29	good
408	2018-2019		MA-I & III	Basic Psychological Process	4	4	4	4	4	4	4	4	32	very good
409	2018-2019		MA-I & III	Basic Psychological Process	4	4	3	3	3	3	3	4	27	good
410	2018-2019		MA- II & IV	Psychological Assessment	4	4	3	3	3	3	3	4	27	good
411	2018-2019		MA- II & IV	Psychological Assessment	4	4	3	3	3	3	3	4	27	good
412	2018-2019		MA- II & IV	Psychological Assessment	4	4	3	3	3	3	3	4	27	good
413	2018-2019		MA- II & IV	Psychological Assessment	4	4	4	3	4	2	4	4	29	good
414	2018-2019		MA- II & IV	Psychological Assessment	4	4	4	4	4	4	4	4	32	very good
415	2018-2019		MA- II & IV	Psychological Assessment	4	4	3	3	3	3	3	4	27	good
416	2018-2019		MA- II & IV	Psychological Assessment	4	4	3	3	3	3	3	4	27	good
417	2018-2019		MA- II & IV	Psychological Assessment	4	4	3	3	3	3	3	4	27	good
418	2018-2019		MA- II & IV	Psychological Assessment	4	4	4	3	4	2	4	4	29	good
419	2018-2019		MA- II & IV	Psychological Assessment	4	4	4	4	4	4	4	4	32	very good
420	2018-2019		MA- II & IV	Psychological Assessment	4	4	3	3	3	3	3	4	27	good
421	2018-2019		MA- II & IV	Psychological Assessment	4	4	3	3	3	3	3	4	27	good
422	2018-2019		MA- II & IV	Psychological Assessment	4	4	3	3	3	3	3	4	27	good
423	2018-2019	Dr. Meeta Jha	MA-I & III	Social Psychology /Clinical Diagnosis	4	4	4	3	4	2	4	4	29	good
424	2018-2019		MA-I & III	Social Psychology /Clinical Diagnosis	4	4	4	4	4	4	4	4	32	very good

425	2018-2019	**MA-I & III**	Social Psychology /Clinical Diagnosis	4	4	3	3	3	3	3	4	27	good
426	2018-2019	**MA-I & III**	Social Psychology /Clinical Diagnosis	4	4	3	3	3	3	3	4	27	good
427	2018-2019	**MA-I & III**	Social Psychology /Clinical Diagnosis	4	4	3	3	3	3	3	4	27	good
428	2018-2019	**MA-I & III**	Social Psychology /Clinical Diagnosis	4	4	4	3	4	2	4	4	29	good
429	2018-2019	**MA-I & III**	Social Psychology /Clinical Diagnosis	4	4	4	4	4	4	4	4	32	very good
430	2018-2019	**MA-I & III**	Social Psychology /Clinical Diagnosis	4	4	3	3	3	3	3	4	27	good
431	2018-2019	**MA-I & III**	Social Psychology /Clinical Diagnosis	4	4	3	3	3	3	3	4	27	good
432	2018-2019	**MA-I & III**	Social Psychology /Clinical Diagnosis	4	4	3	3	3	3	3	4	27	good
433	2018-2019	**MA-I & III**	Social Psychology /Clinical Diagnosis	4	4	4	3	4	2	4	4	29	good
434	2018-2019	**MA-I & III**	Social Psychology /Clinical Diagnosis	4	4	4	4	4	4	4	4	32	very good
435	2018-2019	**MA-I & III**	Social Psychology /Clinical Diagnosis	4	4	3	3	3	3	3	4	27	good
436	2018-2019	**MA-I & III**	Social Psychology /Clinical Diagnosis	4	4	3	3	3	3	3	4	27	good
437	2018-2019	**MA- II & IV**	Social Psychology /Clinical Diagnosis	4	4	3	3	3	3	3	4	27	good
438	2018-2019	**MA- II & IV**	Social Psychology /Clinical Diagnosis	4	4	4	3	4	2	4	4	29	good

439	2018-2019	MA- II & IV	Social Psychology /Clinical Diagnosis	4	4	4	4	4	4	4	4	32	very good
440	2018-2019	MA- II & IV	Social Psychology /Clinical Diagnosis	4	4	3	3	3	3	3	4	27	good
441	2018-2019	MA- II & IV	Social Psychology /Clinical Diagnosis	4	4	3	3	3	3	3	4	27	good
442	2018-2019	MA- II & IV	Social Psychology /Clinical Diagnosis	4	4	3	3	3	3	3	4	27	good
443	2018-2019	MA- II & IV	Social Psychology /Clinical Diagnosis	4	4	4	3	4	2	4	4	29	good
444	2018-2019	MA- II & IV	Social Psychology /Clinical Diagnosis	4	4	4	4	4	4	4	4	32	very good
445	2018-2019	MA- II & IV	Social Psychology /Clinical Diagnosis	4	4	3	3	3	3	3	4	27	good
446	2018-2019	MA- II & IV	Social Psychology /Clinical Diagnosis	4	4	3	3	3	3	3	4	27	good
447	2018-2019	MA- II & IV	Social Psychology /Clinical Diagnosis	4	4	3	3	3	3	3	4	27	good
448	2018-2019	MA- II & IV	Social Psychology /Clinical Diagnosis	4	4	4	3	4	2	4	4	29	good
449	2018-2019	MA- II & IV	Social Psychology /Clinical Diagnosis	4	4	4	4	4	4	4	4	32	very good
450	2018-2019	PGC	Psycholgical Guidance	4	4	3	3	3	3	3	4	27	good
451	2018-2019	PGC	Psycholgical Guidance	4	4	3	3	3	3	3	4	27	good
452	2018-2019	PGC	Psycholgical Guidance	4	4	3	3	3	3	3	4	27	good
453	2018-2019	PGC	Psycholgical Guidance	4	4	4	3	4	2	4	4	29	good
454	2018-2019	PGC	Psycholgical Guidance	4	4	4	4	4	4	4	4	32	very good
455	2018-2019	PGC	Psycholgical Guidance	4	4	3	3	3	3	3	4	27	good
456	2018-2019	PGC	Psycholgical	4	4	3	3	3	3	3	4	27	good

457	2018-2019		PGC	Psycholgical Guidance	4	4	3	3	3	3	3	4	27	good
458	2018-2019		PGC	Psycholgical Guidance	4	4	4	3	4	2	4	4	29	good
459	2018-2019		PGC	Psycholgical Guidance	4	4	4	4	4	4	4	4	32	very good
460	2018-2019	**Shama Hamdani**	PGDRP	Disability and Rehabilitation/Rehabiltation Assessment and Counseelling	4	4	3	3	3	3	3	4	27	good
461	2018-2019		PGDRP	Disability and Rehabilitation/Rehabiltation Assessment and Counseelling	4	4	3	3	3	3	3	4	27	good
462	2018-2019		PGDRP	Disability and Rehabilitation/Rehabiltation Assessment and Counseelling	4	4	4	3	4	2	4	4	29	good
463	2018-2019		PGDRP	Disability and Rehabilitation/Rehabiltation Assessment and Counseelling	4	4	4	4	4	4	4	4	32	very good
464	2018-2019		PGDRP	Disability and Rehabilitation/Rehabiltation Assessment and Counseelling	4	4	3	3	3	3	3	4	27	good

465	2018-2019		PGDRP	Disability and Rehabilitation/Rehabiltation Assessment and Counseelling	4	4	3	3	3	3	3	4	27	good
466	2018-2019		PGDRP	Disability and Rehabilitation/Rehabiltation Assessment and Counseelling	4	4	3	3	3	3	3	4	27	good
467	2018-2019		PGDRP	Disability and Rehabilitation/Rehabiltation Assessment and Counseelling	4	4	3	3	3	3	3	4	27	good
468	2018-2019	Narendra Verma	PGDRP	Psychosocial Issues in Disablities/Community Based Rehabilitation	4	4	3	3	3	3	3	4	27	good
469	2018-2019		PGDRP	Psychosocial Issues in Disablities/Community Based Rehabilitation	4	4	4	3	4	2	4	4	29	good
470	2018-2019		PGDRP	Psychosocial Issues in Disablities/Community Based Rehabilitation	4	4	4	4	4	4	4	4	32	very good
471	2018-2019		PGDRP	Psychosocial Issues in Disablities/Community Based Rehabilitation	4	4	3	3	3	3	3	4	27	good

472	2018-2019		PGDRP	Psychosocial Issues in Disablities/Community Based Rehabilitation	4	4	3	3	3	3	3	4	27	good
473	2018-2019		PGDRP	Psychosocial Issues in Disablities/Community Based Rehabilitation	4	4	3	3	3	3	3	4	27	good
474	2018-2019		PGDRP	Psychosocial Issues in Disablities/Community Based Rehabilitation	4	4	4	3	4	2	4	4	29	good
475	2019-2020	**Dr. Promila Singh**	MA-I	Psychopathology	4	4	3	3	3	3	3	4	27	good
476	2019-2020		MA-I	Psychopathology	4	4	3	3	3	3	3	4	27	good
477	2019-2020		MA-I	Psychopathology	4	4	3	3	3	3	3	4	27	good
478	2019-2020		MA-I	Psychopathology	4	4	4	3	4	2	4	4	29	good
479	2019-2020		MA-I	Psychopathology	4	4	4	4	4	4	4	4	32	very good
480	2019-2020		MA-I	Psychopathology	4	4	3	3	3	3	3	4	27	good
481	2019-2020		MA-I	Psychopathology	4	4	3	3	3	3	3	4	27	good
482	2019-2020		MA-I	Psychopathology	4	4	3	3	3	3	3	4	27	good
483	2019-2020		MA-I	Psychopathology	4	4	4	3	4	2	4	4	29	good
484	2019-2020		MA-I	Psychopathology	4	4	4	4	4	4	4	4	32	very good
485	2019-2020		MA-I	Psychopathology	4	4	3	3	3	3	3	4	27	good
486	2019-2020		MA-I	Psychopathology	4	4	3	3	3	3	3	4	27	good
487	2019-2020		MA-I	Psychopathology	4	4	3	3	3	3	3	4	27	good
488	2019-2020		MA-IV	Developmental Psychology	4	4	4	3	4	2	4	4	29	good
489	2019-2020		MA-IV	Developmental Psychology	4	4	4	4	4	4	4	4	32	very good
490	2019-2020		MA-IV	Developmental Psychology	4	4	3	3	3	3	3	4	27	good
491	2019-2020		MA-IV	Developmental	4	4	3	3	3	3	3	4	27	good

492	2019-2020		MA-IV	Developmental Psychology	4	4	3	3	3	3	3	4	27	good
493	2019-2020		MA-IV	Developmental Psychology	4	4	4	3	4	2	4	4	29	good
494	2019-2020		MA-IV	Developmental Psychology	4	4	4	4	4	4	4	4	32	very good
495	2019-2020		MA-IV	Developmental Psychology	4	4	3	3	3	3	3	4	27	good
496	2019-2020		MA-IV	Developmental Psychology	4	4	3	3	3	3	3	4	27	good
497	2019-2020		MA-IV	Developmental Psychology	4	4	3	3	3	3	3	4	27	good
498	2019-2020		MA-IV	Developmental Psychology	4	4	4	3	4	2	4	4	29	good
499	2019-2020		MA-IV	Developmental Psychology	4	4	3	3	3	3	3	4	27	good
500	2019-2020		PGC	Counselling Theories & Techniques	4	4	3	3	3	3	3	4	27	good
501	2019-2020		PGC	Counselling Theories & Techniques	4	4	3	3	3	3	3	4	27	good
502	2019-2020		PGC	Counselling Theories & Techniques	4	4	4	3	4	2	4	4	29	good
503	2019-2020		PGC	Counselling Theories & Techniques	4	4	4	4	4	4	4	4	32	very good
504	2019-2020		PGC	Counselling Theories & Techniques	4	4	4	3	4	2	4	4	29	good
505	2019-2020		PGC	Counselling Theories & Techniques	4	4	4	4	4	4	4	4	32	very good
506	2019-2020		PGC	Counselling Theories & Techniques	4	4	3	3	3	3	3	4	27	good
507	2019-2020		PGC	Counselling Theories & Techniques	4	4	3	3	3	3	3	4	27	good
508	2019-2020	Dr. Basheer Hasan	MA-III & IV	Psychotherapeutic Counselling	4	4	3	3	3	3	3	4	27	good
509	2019-2020		MA-III & IV	Psychotherapeutic Counselling	4	4	4	3	4	2	4	4	29	good
510	2019-2020		MA-III & IV	Psychotherapeutic Counselling	4	4	4	4	4	4	4	4	32	very good

511	2019-2020	MA-III & IV	Psychotherapeutic Counselling	4	4	3	3	3	3	3	4	27	good
512	2019-2020	MA-III & IV	Psychotherapeutic Counselling	4	4	3	3	3	3	3	4	27	good
513	2019-2020	MA-III & IV	Psychotherapeutic Counselling	4	4	3	3	3	3	3	4	27	good
514	2019-2020	MA-III & IV	Psychotherapeutic Counselling	4	4	4	3	4	2	4	4	29	good
515	2019-2020	MA-III & IV	Psychotherapeutic Counselling	4	4	4	4	4	4	4	4	32	very good
516	2019-2020	MA-III & IV	Psychotherapeutic Counselling	4	4	3	3	3	3	3	4	27	good
517	2019-2020	MA-III & IV	Psychotherapeutic Counselling	4	4	3	3	3	3	3	4	27	good
518	2019-2020	MA-III & IV	Psychotherapeutic Counselling	4	4	3	3	3	3	3	4	27	good
519	2019-2020	MA-III & IV	Psychotherapeutic Counselling	4	4	4	3	4	2	4	4	29	good
520	2019-2020	MA-III & IV	Psychotherapeutic Counselling	4	4	4	4	4	4	4	4	32	very good
521	2019-2020	MA-III & IV	Psychotherapeutic Counselling	4	4	3	3	3	3	3	4	27	good
522	2019-2020	MA-III & IV	Psychotherapeutic Counselling	4	4	3	3	3	3	3	4	27	good
523	2019-2020	MA-III & IV	Psychotherapeutic Counselling	4	4	3	3	3	3	3	4	27	good
524	2019-2020	MA-III & IV	Psychotherapeutic Counselling	4	4	4	3	4	2	4	4	29	good
525	2019-2020	MA-III & IV	Psychotherapeutic Counselling	4	4	4	4	4	4	4	4	32	very good
526	2019-2020	MA-III & IV	Psychotherapeutic Counselling	4	4	3	3	3	3	3	4	27	good
527	2019-2020	PGC	Psycholgical Guidance	4	4	3	3	3	3	3	4	27	good
528	2019-2020	PGC	Psycholgical Guidance	4	4	3	3	3	3	3	4	27	good
529	2019-2020	PGC	Psycholgical Guidance	4	4	4	3	4	2	4	4	29	good
530	2019-2020	PGC	Psycholgical Guidance	4	4	4	4	4	4	4	4	32	very good
531	2019-2020	PGC	Psycholgical	4	4	3	3	3	3	3	4	27	good

532	2019-2020		PGC	Psycholgical Guidance	4	4	3	3	3	3	3	4	27	good
533	2019-2020		PGC	Psycholgical Guidance	4	4	3	3	3	3	3	4	27	good
534	2019-2020		PGC	Psycholgical Guidance	4	4	4	3	4	2	4	4	29	good
535	2019-2020		PGC	Psycholgical Guidance	4	4	4	4	4	4	4	4	32	very good
536	2019-2020		PGC	Psycholgical Guidance	4	4	3	3	3	3	3	4	27	good
537	2019-2020	**Dr. Priyamvada Shrivastava**	**MA-I & III**	Research Methods and Statistics / Health Behaviour	4	4	3	3	3	3	3	4	27	good
538	2019-2020		**MA-I & III**	Research Methods and Statistics / Health Behaviour	4	4	4	3	4	2	4	4	29	good
539	2019-2020		**MA-I & III**	Research Methods and Statistics / Health Behaviour	4	4	4	4	4	4	4	4	32	very good
540	2019-2020		**MA-I & III**	Research Methods and Statistics / Health Behaviour	4	4	3	3	3	3	3	4	27	good
541	2019-2020		**MA-I & III**	Research Methods and Statistics / Health Behaviour	4	4	3	3	3	3	3	4	27	good
542	2019-2020		**MA-I & III**	Research Methods and Statistics / Health Behaviour	4	4	3	3	3	3	3	4	27	good
543	2019-2020		**MA-I & III**	Research Methods and Statistics / Health Behaviour	4	4	4	3	4	2	4	4	29	good
544	2019-2020		**MA-I & III**	Research Methods and Statistics / Health Behaviour	4	4	4	4	4	4	4	4	32	very good

545	2019-2020	**MA-I & III**	Research Methods and Statistics / Health Behaviour	4	4	3	3	3	3	3	4	27	good
546	2019-2020	**MA-I & III**	Research Methods and Statistics / Health Behaviour	4	4	3	3	3	3	3	4	27	good
547	2019-2020	**MA-I & III**	Research Methods and Statistics / Health Behaviour	4	4	3	3	3	3	3	4	27	good
548	2019-2020	**MA-I & III**	Research Methods and Statistics / Health Behaviour	4	4	4	3	4	2	4	4	29	good
549	2019-2020	**MA-I & III**	Research Methods and Statistics / Health Behaviour	4	4	4	4	4	4	4	4	32	very good
550	2019-2020	**MA-I & III**	Research Methods and Statistics / Health Behaviour	4	4	3	3	3	3	3	4	27	good
551	2019-2020	**MA-I & III**	Research Methods and Statistics / Health Behaviour	4	4	3	3	3	3	3	4	27	good
552	2019-2020	**PGDRP**	Community Based Rehabilitation	4	4	3	3	3	3	3	4	27	good
553	2019-2020	**PGDRP**	Community Based Rehabilitation	4	4	4	3	4	2	4	4	29	good
554	2019-2020	**PGDRP**	Community Based Rehabilitation	4	4	4	4	4	4	4	4	32	very good
555	2019-2020	**PGDRP**	Community Based Rehabilitation	4	4	3	3	3	3	3	4	27	good

556	2019-2020		PGDRP	Community Based Rehabilitation	4	4	3	3	3	3	3	4	27	good
557	2019-2020		PGDRP	Community Based Rehabilitation	4	4	3	3	3	3	3	4	27	good
558	2019-2020		PGDRP	Community Based Rehabilitation									0	good
559	2019-2020	Dr. Prabhavati Shukla	MA-I & III	Basic Psychological Process	4	4	3	3	3	3	3	4	27	good
560	2019-2020		MA-I & III	Basic Psychological Process	4	4	4	3	4	2	4	4	29	good
561	2019-2020		MA-I & III	Basic Psychological Process	4	4	4	4	4	4	4	4	32	very good
562	2019-2020		MA-I & III	Basic Psychological Process	4	4	3	3	3	3	3	4	27	good
563	2019-2020		MA-I & III	Basic Psychological Process	4	4	3	3	3	3	3	4	27	good
564	2019-2020		MA-I & III	Basic Psychological Process	4	4	3	3	3	3	3	4	27	good
565	2019-2020		MA-I & III	Basic Psychological Process	4	4	4	3	4	2	4	4	29	good
566	2019-2020		MA-I & III	Basic Psychological Process	4	4	4	4	4	4	4	4	32	very good
567	2019-2020		MA-I & III	Basic Psychological Process	4	4	3	3	3	3	3	4	27	good
568	2019-2020		MA-I & III	Basic Psychological Process	4	4	3	3	3	3	3	4	27	good
569	2019-2020		MA-I & III	Basic Psychological Process	4	4	3	3	3	3	3	4	27	good
570	2019-2020		MA-I & III	Basic Psychological Process	4	4	4	3	4	2	4	4	29	good
571	2019-2020		MA-I & III	Basic Psychological Process	4	4	4	4	4	4	4	4	32	very good
572	2019-2020		MA-I & III	Basic Psychological Process	4	4	3	3	3	3	3	4	27	good
573	2019-2020		MA- II & IV	Psychological Assessment	4	4	3	3	3	3	3	4	27	good

574	2019-2020		MA- II & IV	Psychological Assessment	4	4	3	3	3	3	3	4	27	good
575	2019-2020		MA- II & IV	Psychological Assessment	4	4	3	3	3	3	3	4	27	good
576	2019-2020		MA- II & IV	Psychological Assessment	4	4	4	3	4	2	4	4	29	good
577	2019-2020		MA- II & IV	Psychological Assessment	4	4	4	4	4	4	4	4	32	very good
578	2019-2020		MA- II & IV	Psychological Assessment	4	4	3	3	3	3	3	4	27	good
579	2019-2020		MA- II & IV	Psychological Assessment	4	4	3	3	3	3	3	4	27	good
580	2019-2020		MA- II & IV	Psychological Assessment	4	4	3	3	3	3	3	4 *	27	good
581	2019-2020		MA- II & IV	Psychological Assessment	4	4	4	3	4	2	4	4	29	good
582	2019-2020		MA- II & IV	Psychological Assessment	4	4	4	4	4	4	4	4	32	very good
583	2019-2020		MA- II & IV	Psychological Assessment	4	4	3	3	3	3	3	4	27	good
584	2019-2020		MA- II & IV	Psychological Assessment	4	4	3	3	3	3	3	4	27	good
585	2019-2020		MA- II & IV	Psychological Assessment	4	4	3	3	3	3	3	4	27	good
586	2019-2020	Dr. Meeta Jha	MA-I & III	Social Psychology /Clinical Diagnosis	4	4	4	3	4	2	4	4	29	good
587	2019-2020		MA-I & III	Social Psychology /Clinical Diagnosis	4	4	4	4	4	4	4	4 *	32	very good
588	2019-2020		MA-I & III	Social Psychology /Clinical Diagnosis	4	4	3	3	3	3	3	4	27	good
589	2019-2020		MA-I & III	Social Psychology /Clinical Diagnosis	4	4	3	3	3	3	3	4	27	good
590	2019-2020		MA-I & III	Social Psychology /Clinical Diagnosis	4	4	3	3	3	3	3	4	27	good

591	2019-2020	MA-I & III	Social Psychology /Clinical Diagnosis	4	4	4	3	4	2	4	4	29	good
592	2019-2020	MA-I & III	Social Psychology /Clinical Diagnosis	4	4	4	4	4	4	4	4	32	very good
593	2019-2020	MA-I & III	Social Psychology /Clinical Diagnosis	4	4	3	3	3	3	3	4	27	good
594	2019-2020	MA-I & III	Social Psychology /Clinical Diagnosis	4	4	3	3	3	3	3	4	27	good
595	2019-2020	MA-I & III	Social Psychology /Clinical Diagnosis	4	4	3	3	3	3	3	4	27	good
596	2019-2020	MA-I & III	Social Psychology /Clinical Diagnosis	4	4	4	3	4	2	4	4	29	good
597	2019-2020	MA-I & III	Social Psychology /Clinical Diagnosis	4	4	4	4	4	4	4	4	32	very good
598	2019-2020	MA-I & III	Social Psychology /Clinical Diagnosis	4	4	3	3	3	3	3	4	27	good
599	2019-2020	MA-I & III	Social Psychology /Clinical Diagnosis	4	4	3	3	3	3	3	4	27	good
600	2019-2020	MA- II & IV	Social Psychology /Clinical Diagnosis	4	4	3	3	3	3	3	4	27	good
601	2019-2020	MA- II & IV	Social Psychology /Clinical Diagnosis	4	4	4	3	4	2	4	4	29	good
602	2019-2020	MA- II & IV	Social Psychology /Clinical Diagnosis	4	4	4	4	4	4	4	4	32	very good
603	2019-2020	MA- II & IV	Social Psychology /Clinical Diagnosis	4	4	3	3	3	3	3	4	27	good
604	2019-2020	MA- II & IV	Social Psychology /Clinical Diagnosis	4	4	3	3	3	3	3	4	27	good

605	2019-2020	MA- II & IV	Social Psychology /Clinical Diagnosis	4	4	3	3	3	3	3	4	27	good
606	2019-2020	MA- II & IV	Social Psychology /Clinical Diagnosis	4	4	4	3	4	2	4	4	29	good
607	2019-2020	MA- II & IV	Social Psychology /Clinical Diagnosis	4	4	4	4	4	4	4	4	32	very good
608	2019-2020	MA- II & IV	Social Psychology /Clinical Diagnosis	4	4	3	3	3	3	3	4	27	good
609	2019-2020	MA- II & IV	Social Psychology /Clinical Diagnosis	4	4	3	3	3	3	3	4	27	good
610	2019-2020	MA- II & IV	Social Psychology /Clinical Diagnosis	4	4	3	3	3	3	3	4	27	good
611	2019-2020	MA- II & IV	Social Psychology /Clinical Diagnosis	4	4	4	3	4	2	4	4	29	good
612	2019-2020	MA- II & IV	Social Psychology /Clinical Diagnosis	4	4	4	4	4	4	4	4	32	very good
613	2019-2020	PGC	Psycholgical Guidance	4	4	3	3	3	3	3	4	27	good
614	2019-2020	PGC	Psycholgical Guidance	4	4	3	3	3	3	3	4	27	good
615	2019-2020	PGC	Psycholgical Guidance	4	4	3	3	3	3	3	4	27	good
616	2019-2020	PGC	Psycholgical Guidance	4	4	4	3	4	2	4	4	29	good
617	2019-2020	PGC	Psycholgical Guidance	4	4	4	4	4	4	4	4	32	very good
618	2019-2020	PGC	Psycholgical Guidance	4	4	3	3	3	3	3	4	27	good
619	2019-2020	PGC	Psycholgical Guidance	4	4	3	3	3	3	3	4	27	good
620	2019-2020	PGC	Psycholgical Guidance	4	4	3	3	3	3	3	4	27	good
621	2019-2020	PGC	Psycholgical Guidance	4	4	4	3	4	2	4	4	29	good
622	2019-2020	PGC	Psycholgical Guidance	4	4	4	4	4	4	4	4	32	very good

623	2019-2020	**Shama Hamdani**	**PGDRP**	Disability and Rehabilitation/Rehabiltation Assessment and Counseelling	4	4	3	3	3	3	3	4	27	good
624	2019-2020		**PGDRP**	Disability and Rehabilitation/Rehabiltation Assessment and Counseelling	4	4	3	3	3	3	3	4	27	good
625	2019-2020		**PGDRP**	Disability and Rehabilitation/Rehabiltation Assessment and Counseelling	4	4	4	3	4	2	4	4	29	good
626	2019-2020		**PGDRP**	Disability and Rehabilitation/Rehabiltation Assessment and Counseelling	4	4	4	4	4	4	4	4	32	very good
627	2019-2020		**PGDRP**	Disability and Rehabilitation/Rehabiltation Assessment and Counseelling	4	4	3	3	3	3	3	4	27	good
628	2019-2020		**PGDRP**	Disability and Rehabilitation/Rehabiltation Assessment and Counseelling	4	4	3	3	3	3	3	4	27	good

629	2019-2020		**PGDRP**	Disability and Rehabilitation/Rehabiltation Assessment and Counseelling	4	4	3	3	3	3	3	4	27	good
630	2019-2020		**PGDRP**	Disability and Rehabilitation/Rehabiltation Assessment and Counseelling	4	4	3	3	3	3	3	4	27	good
631	2019-2020	**Narendra Verma**	**PGDRP**	Psychosocial Issues in Disablities/Community Based Rehabilitation	4	4	3	3	3	3	3	4	27	good
632	2019-2020		**PGDRP**	Psychosocial Issues in Disablities/Community Based Rehabilitation	4	4	4	3	4	2	4	4	29	good
633	2019-2020		**PGDRP**	Psychosocial Issues in Disablities/Community Based Rehabilitation	4	4	4	4	4	4	4	4	32	very good
634	2019-2020		**PGDRP**	Psychosocial Issues in Disablities/Community Based Rehabilitation	4	4	3	3	3	3	3	4	27	good
635	2019-2020		**PGDRP**	Psychosocial Issues in Disablities/Community Based Rehabilitation	4	4	3	3	3	3	3	4	27	good

636	2019-2020		PGDRP	Psychosocial Issues in Disablities/Community Based Rehabilitation	4	4	3	3	3	3	3	4	27	good
637	2019-2020		PGDRP	Psychosocial Issues in Disablities/Community Based Rehabilitation	4	4	4	3	4	2	4	4	29	good
638	2020-2021	Dr. Promila Singh	MA-I	Psychopathology	4	4	3	3	3	3	3	4	27	good
639	2020-2021		MA-I	Psychopathology	4	4	3	3	3	3	3	4	27	good
640	2020-2021		MA-I	Psychopathology	4	4	3	3	3	3	3	4	27	good
641	2020-2021		MA-I	Psychopathology	4	4	4	3	4	2	4	4	29	good
642	2020-2021		MA-I	Psychopathology	4	4	4	4	4	4	4	4	32	very good
643	2020-2021		MA-I	Psychopathology	4	4	3	3	3	3	3	4	27	good
644	2020-2021		MA-I	Psychopathology	4	4	3	3	3	3	3	4	27	good
645	2020-2021		MA-I	Psychopathology	4	4	3	3	3	3	3	4	27	good
646	2020-2021		MA-I	Psychopathology	4	4	4	3	4	2	4	4	29	good
647	2020-2021		MA-I	Psychopathology	4	4	4	4	4	4	4	4	32	very good
648	2020-2021		MA-I	Psychopathology	4	4	3	3	3	3	3	4	27	good
649	2020-2021		MA-I	Psychopathology	4	4	3	3	3	3	3	4	27	good
650	2020-2021		MA-I	Psychopathology	4	4	3	3	3	3	3	4	27	good
651	2020-2021		MA-IV	Developmental Psychology	4	4	4	3	4	2	4	4	29	good
652	2020-2021		MA-IV	Developmental Psychology	4	4	4	4	4	4	4	4	32	very good
653	2020-2021		MA-IV	Developmental Psychology	4	4	3	3	3	3	3	4	27	good
654	2020-2021		MA-IV	Developmental Psychology	4	4	3	3	3	3	3	4	27	good
655	2020-2021		MA-IV	Developmental Psychology	4	4	3	3	3	3	3	4	27	good
656	2020-2021		MA-IV	Developmental Psychology	4	4	4	3	4	2	4	4	29	good

657	2020-2021		MA-IV	Developmental Psychology	4	4	4	4	4	4	4	4	32	very good
658	2020-2021		MA-IV	Developmental Psychology	4	4	3	3	3	3	3	4	27	good
659	2020-2021		MA-IV	Developmental Psychology	4	4	3	3	3	3	3	4	27	good
660	2020-2021		MA-IV	Developmental Psychology	4	4	3	3	3	3	3	4	27	good
661	2020-2021		MA-IV	Developmental Psychology	4	4	4	3	4	2	4	4	29	good
662	2020-2021		MA-IV	Developmental Psychology	4	4	3	3	3	3	3	4	27	good
663	2020-2021		PGC	Counselling Theories & Techniques	4	4	3	3	3	3	3	4	27	good
664	2020-2021		PGC	Counselling Theories & Techniques	4	4	3	3	3	3	3	4	27	good
665	2020-2021		PGC	Counselling Theories & Techniques	4	4	4	3	4	2	4	4	29	good
666	2020-2021		PGC	Counselling Theories & Techniques	4	4	4	4	4	4	4	4	32	very good
667	2020-2021		PGC	Counselling Theories & Techniques	4	4	4	3	4	2	4	4	29	good
668	2020-2021		PGC	Counselling Theories & Techniques	4	4	4	4	4	4	4	4	32	very good
669	2020-2021		PGC	Counselling Theories & Techniques	4	4	3	3	3	3	3	4	27	good
670	2020-2021		PGC	Counselling Theories & Techniques	4	4	3	3	3	3	3	4	27	good
671	2020-2021	Dr. Basheer Hasan	MA-III & IV	Psychotherapeutic Counselling	4	4	3	3	3	3	3	4	27	good
672	2020-2021		MA-III & IV	Psychotherapeutic Counselling	4	4	4	3	4	2	4	4	29	good
673	2020-2021		MA-III & IV	Psychotherapeutic Counselling	4	4	4	4	4	4	4	4	32	very good
674	2020-2021		MA-III & IV	Psychotherapeutic Counselling	4	4	3	3	3	3	3	4	27	good
675	2020-2021		MA-III & IV	Psychotherapeutic Counselling	4	4	3	3	3	3	3	4	27	good

676	2020-2021	MA-III & IV	Psychotherapeutic Counselling	4	4	3	3	3	3	3	4	27	good
677	2020-2021	MA-III & IV	Psychotherapeutic Counselling	4	4	4	3	4	2	4	4	29	good
678	2020-2021	MA-III & IV	Psychotherapeutic Counselling	4	4	4	4	4	4	4	4	32	very good
679	2020-2021	MA-III & IV	Psychotherapeutic Counselling	4	4	3	3	3	3	3	4	27	good
680	2020-2021	MA-III & IV	Psychotherapeutic Counselling	4	4	3	3	3	3	3	4	27	good
681	2020-2021	MA-III & IV	Psychotherapeutic Counselling	4	4	3	3	3	3	3	4	27	good
682	2020-2021	MA-III & IV	Psychotherapeutic Counselling	4	4	4	3	4	2	4	4	29	good
683	2020-2021	MA-III & IV	Psychotherapeutic Counselling	4	4	4	4	4	4	4	4	32	very good
684	2020-2021	MA-III & IV	Psychotherapeutic Counselling	4	4	3	3	3	3	3	4	27	good
685	2020-2021	MA-III & IV	Psychotherapeutic Counselling	4	4	3	3	3	3	3	4	27	good
686	2020-2021	MA-III & IV	Psychotherapeutic Counselling	4	4	3	3	3	3	3	4	27	good
687	2020-2021	MA-III & IV	Psychotherapeutic Counselling	4	4	4	3	4	2	4	4	29	good
688	2020-2021	MA-III & IV	Psychotherapeutic Counselling	4	4	4	4	4	4	4	4	32	very good
689	2020-2021	MA-III & IV	Psychotherapeutic Counselling	4	4	3	3	3	3	3	4	27	good
690	2020-2021	PGC	Psycholgical Guidance	4	4	3	3	3	3	3	4	27	good
691	2020-2021	PGC	Psycholgical Guidance	4	4	3	3	3	3	3	4	27	good
692	2020-2021	PGC	Psycholgical Guidance	4	4	4	3	4	2	4	4	29	good
693	2020-2021	PGC	Psycholgical Guidance	4	4	4	4	4	4	4	4	32	very good
694	2020-2021	PGC	Psycholgical Guidance	4	4	3	3	3	3	3	4	27	good
695	2020-2021	PGC	Psycholgical Guidance	4	4	3	3	3	3	3	4	27	good
696	2020-2021	PGC	Psycholgical Guidance	4	4	3	3	3	3	3	4	27	good
697	2020-2021	PGC	Psycholgical Guidance	4	4	4	3	4	2	4	4	29	good

698	2020-2021		PGC	Psycholgical Guidance	4	4	4	4	4	4	4	4	32	very good
699	2020-2021		PGC	Psycholgical Guidance	4	4	3	3	3	3	3	4	27	good
700	2020-2021	**Dr. Priyamvada Shrivastava**	**MA-I & III**	Research Methods and Statistics / Health Behaviour	4	4	3	3	3	3	3	4	27	good
701	2020-2021		**MA-I & III**	Research Methods and Statistics / Health Behaviour	4	4	4	3	4	2	4	4	29	good
702	2020-2021		**MA-I & III**	Research Methods and Statistics / Health Behaviour	4	4	4	4	4	4	4	4	32	very good
703	2020-2021		**MA-I & III**	Research Methods and Statistics / Health Behaviour	4	4	3	3	3	3	3	4	27	good
704	2020-2021		**MA-I & III**	Research Methods and Statistics / Health Behaviour	4	4	3	3	3	3	3	4	27	good
705	2020-2021		**MA-I & III**	Research Methods and Statistics / Health Behaviour	4	4	3	3	3	3	3	4	27	good
706	2020-2021		**MA-I & III**	Research Methods and Statistics / Health Behaviour	4	4	4	3	4	2	4	4	29	good
707	2020-2021		**MA-I & III**	Research Methods and Statistics / Health Behaviour	4	4	4	4	4	4	4	4	32	very good
708	2020-2021		**MA-I & III**	Research Methods and Statistics / Health Behaviour	4	4	3	3	3	3	3	4	27	good

709	2020-2021	**MA-I & III**	Research Methods and Statistics / Health Behaviour	4	4	3	3	3	3	3	4	27	good
710	2020-2021	**MA-I & III**	Research Methods and Statistics / Health Behaviour	4	4	3	3	3	3	3	4	27	good
711	2020-2021	**MA-I & III**	Research Methods and Statistics / Health Behaviour	4	4	4	3	4	2	4	4	29	good
712	2020-2021	**MA-I & III**	Research Methods and Statistics / Health Behaviour	4	4	4	4	4	4	4	4	32	very good
713	2020-2021	**MA-I & III**	Research Methods and Statistics / Health Behaviour	4	4	3	3	3	3	3	4	27	good
714	2020-2021	**MA-I & III**	Research Methods and Statistics / Health Behaviour	4	4	3	3	3	3	3	4	27	good
715	2020-2021	**PGDRP**	Community Based Rehabilitation	4	4	3	3	3	3	3	4	27	good
716	2020-2021	**PGDRP**	Community Based Rehabilitation	4	4	4	3	4	2	4	4	29	good
717	2020-2021	**PGDRP**	Community Based Rehabilitation	4	4	4	4	4	4	4	4	32	very good
718	2020-2021	**PGDRP**	Community Based Rehabilitation	4	4	3	3	3	3	3	4	27	good
719	2020-2021	**PGDRP**	Community Based Rehabilitation	4	4	3	3	3	3	3	4	27	good

720	2020-2021		PGDRP	Community Based Rehabilitation	4	4	3	3	3	3	3	4	27	good
721	2020-2021		PGDRP	Community Based Rehabilitation									0	good
722	2020-2021	Dr. Prabhavati Shukla	MA-I & III	Basic Psychological Process	4	4	3	3	3	3	3	4	27	good
723	2020-2021		MA-I & III	Basic Psychological Process	4	4	4	3	4	2	4	4	29	good
724	2020-2021		MA-I & III	Basic Psychological Process	4	4	4	4	4	4	4	4	32	very good
725	2020-2021		MA-I & III	Basic Psychological Process	4	4	3	3	3	3	3	4	27	good
726	2020-2021		MA-I & III	Basic Psychological Process	4	4	3	3	3	3	3	4	27	good
727	2020-2021		MA-I & III	Basic Psychological Process	4	4	3	3	3	3	3	4	27	good
728	2020-2021		MA-I & III	Basic Psychological Process	4	4	4	3	4	2	4	4	29	good
729	2020-2021		MA-I & III	Basic Psychological Process	4	4	4	4	4	4	4	4	32	very good
730	2020-2021		MA-I & III	Basic Psychological Process	4	4	3	3	3	3	3	4	27	good
731	2020-2021		MA-I & III	Basic Psychological Process	4	4	3	3	3	3	3	4	27	good
732	2020-2021		MA-I & III	Basic Psychological Process	4	4	3	3	3	3	3	4	27	good
733	2020-2021		MA-I & III	Basic Psychological Process	4	4	4	3	4	2	4	4	29	good
734	2020-2021		MA-I & III	Basic Psychological Process	4	4	4	4	4	4	4	4	32	very good
735	2020-2021		MA-I & III	Basic Psychological Process	4	4	3	3	3	3	3	4	27	good
736	2020-2021		MA- II & IV	Psychological Assessment	4	4	3	3	3	3	3	4	27	good
737	2020-2021		MA- II & IV	Psychological Assessment	4	4	3	3	3	3	3	4	27	good
[illegible]	[illegible]		MA- II	Psychological	[illegible]	[illegible]	[illegible]	[illegible]	[illegible]	[illegible]	[illegible]	[illegible]	[illegible]	[illegible]

739	2020-2021		MA- II & IV	Psychological Assessment	4	4	4	3	4	2	4	4	29	good
740	2020-2021		MA- II & IV	Psychological Assessment	4	4	4	4	4	4	4	4	32	very good
741	2020-2021		MA- II & IV	Psychological Assessment	4	4	3	3	3	3	3	4	27	good
742	2020-2021		MA- II & IV	Psychological Assessment	4	4	3	3	3	3	3	4	27	good
743	2020-2021		MA- II & IV	Psychological Assessment	4	4	3	3	3	3	3	4	27	good
744	2020-2021		MA- II & IV	Psychological Assessment	4	4	4	3	4	2	4	4	29	good
745	2020-2021		MA- II & IV	Psychological Assessment	4	4	4	4	4	4	4	4	32	very good
746	2020-2021		MA- II & IV	Psychological Assessment	4	4	3	3	3	3	3	4	27	good
747	2020-2021		MA- II & IV	Psychological Assessment	4	4	3	3	3	3	3	4	27	good
748	2020-2021		MA- II & IV	Psychological Assessment	4	4	3	3	3	3	3	4	27	good
749	2020-2021	Dr. Meeta Jha	MA-I & III	Social Psychology /Clinical Diagnosis	4	4	4	3	4	2	4	4	29	good
750	2020-2021		MA-I & III	Social Psychology /Clinical Diagnosis	4	4	4	4	4	4	4	4	32	very good
751	2020-2021		MA-I & III	Social Psychology /Clinical Diagnosis	4	4	3	3	3	3	3	4	27	good
752	2020-2021		MA-I & III	Social Psychology /Clinical Diagnosis	4	4	3	3	3	3	3	4	27	good
753	2020-2021		MA-I & III	Social Psychology /Clinical Diagnosis	4	4	3	3	3	3	3	4	27	good
754	2020-2021		MA-I & III	Social Psychology /Clinical Diagnosis	4	4	4	3	4	2	4	4	29	good
755	2020-2021		MA-I & III	Social Psychology /Clinical	4	4	4	4	4	4	4	4	32	very good

756	2020-2021	**MA-I & III**	Social Psychology /Clinical Diagnosis	4	4	3	3	3	3	3	4	27	good
757	2020-2021	**MA-I & III**	Social Psychology /Clinical Diagnosis	4	4	3	3	3	3	3	4	27	good
758	2020-2021	**MA-I & III**	Social Psychology /Clinical Diagnosis	4	4	3	3	3	3	3	4	27	good
759	2020-2021	**MA-I & III**	Social Psychology /Clinical Diagnosis	4	4	4	3	4	2	4	4	29	good
760	2020-2021	**MA-I & III**	Social Psychology /Clinical Diagnosis	4	4	4	4	4	4	4	4	32	very good
761	2020-2021	**MA-I & III**	Social Psychology /Clinical Diagnosis	4	4	3	3	3	3	3	4	27	good
762	2020-2021	**MA-I & III**	Social Psychology /Clinical Diagnosis	4	4	3	3	3	3	3	4	27	good
763	2020-2021	**MA- II & IV**	Social Psychology /Clinical Diagnosis	4	4	3	3	3	3	3	4	27	good
764	2020-2021	**MA- II & IV**	Social Psychology /Clinical Diagnosis	4	4	4	3	4	2	4	4	29	good
765	2020-2021	**MA- II & IV**	Social Psychology /Clinical Diagnosis	4	4	4	4	4	4	4	4	32	very good
766	2020-2021	**MA- II & IV**	Social Psychology /Clinical Diagnosis	4	4	3	3	3	3	3	4	27	good
767	2020-2021	**MA- II & IV**	Social Psychology /Clinical Diagnosis	4	4	3	3	3	3	3	4	27	good
768	2020-2021	**MA- II & IV**	Social Psychology /Clinical Diagnosis	4	4	3	3	3	3	3	4	27	good
769	2020-2021	**MA- II & IV**	Social Psychology /Clinical Diagnosis	4	4	4	3	4	2	4	4	29	good

770	2020-2021		MA- II & IV	Social Psychology /Clinical Diagnosis	4	4	4	4	4	4	4	4	32	very good
771	2020-2021		MA- II & IV	Social Psychology /Clinical Diagnosis	4	4	3	3	3	3	3	4	27	good
772	2020-2021		MA- II & IV	Social Psychology /Clinical Diagnosis	4	4	3	3	3	3	3	4	27	good
773	2020-2021		MA- II & IV	Social Psychology /Clinical Diagnosis	4	4	3	3	3	3	3	4	27	good
774	2020-2021		MA- II & IV	Social Psychology /Clinical Diagnosis	4	4	4	3	4	2	4	4	29	good
775	2020-2021		MA- II & IV	Social Psychology /Clinical Diagnosis	4	4	4	4	4	4	4	4	32	very good
776	2020-2021		PGC	Psycholgical Guidance	4	4	3	3	3	3	3	4	27	good
777	2020-2021		PGC	Psycholgical Guidance	4	4	3	3	3	3	3	4	27	good
778	2020-2021		PGC	Psycholgical Guidance	4	4	3	3	3	3	3	4	27	good
779	2020-2021		PGC	Psycholgical Guidance	4	4	4	3	4	2	4	4	29	good
780	2020-2021		PGC	Psycholgical Guidance	4	4	4	4	4	4	4	4	32	very good
781	2020-2021		PGC	Psycholgical Guidance	4	4	3	3	3	3	3	4	27	good
782	2020-2021		PGC	Psycholgical Guidance	4	4	3	3	3	3	3	4	27	good
783	2020-2021		PGC	Psycholgical Guidance	4	4	3	3	3	3	3	4	27	good
784	2020-2021		PGC	Psycholgical Guidance	4	4	4	3	4	2	4	4	29	good
785	2020-2021		PGC	Psycholgical Guidance	4	4	4	4	4	4	4	4	32	very good
786	2020-2021	Shama Hamdani	PGDRP	Disability and Rehabilitation/Rehabiltation Assessment and Counseelling	4	4	3	3	3	3	3	4	27	good

787	2020-2021	**PGDRP**	Disability and Rehabilitation/Rehabiltation Assessment and Counseelling	4	4	3	3	3	3	3	4	27	good
788	2020-2021	**PGDRP**	Disability and Rehabilitation/Rehabiltation Assessment and Counseelling	4	4	4	3	4	2	4	4	29	good
789	2020-2021	**PGDRP**	Disability and Rehabilitation/Rehabiltation Assessment and Counseelling	4	4	4	4	4	4	4	4	32	very good
790	2020-2021	**PGDRP**	Disability and Rehabilitation/Rehabiltation Assessment and Counseelling	4	4	3	3	3	3	3	4	27	good
791	2020-2021	**PGDRP**	Disability and Rehabilitation/Rehabiltation Assessment and Counseelling	4	4	3	3	3	3	3	4	27	good
792	2020-2021	**PGDRP**	Disability and Rehabilitation/Rehabiltation Assessment and Counseelling	4	4	3	3	3	3	3	4	27	good

793	2020-2021		**PGDRP**	Disability and Rehabilitation/Rehabiltation Assessment and Counseelling	4	4	3	3	3	3	3	4	27	good
794	2020-2021	**Narendra Verma**	**PGDRP**	Psychosocial Issues in Disablities/Community Based Rehabilitation	4	4	3	3	3	3	3	4	27	good
795	2020-2021		**PGDRP**	Psychosocial Issues in Disablities/Community Based Rehabilitation	4	4	4	3	4	2	4	4	29	good
796	2020-2021		**PGDRP**	Psychosocial Issues in Disablities/Community Based Rehabilitation	4	4	4	4	4	4	4	4	32	very good
797	2020-2021		**PGDRP**	Psychosocial Issues in Disablities/Community Based Rehabilitation	4	4	3	3	3	3	3	4	27	good
798	2020-2021		**PGDRP**	Psychosocial Issues in Disablities/Community Based Rehabilitation	4	4	3	3	3	3	3	4	27	good
799	2020-2021		**PGDRP**	Psychosocial Issues in Disablities/Community Based Rehabilitation	4	4	3	3	3	3	3	4	27	good
800	2020-2021		**PGDRP**	Psychosocial Issues in Disablities/Community Based Rehabilitation	4	4	4	3	4	2	4	4	29	good

COURSE CONTENTS

SN	Subject	Course/Program	Semester	year	Q1	Q2	Q3	Q4	Q5	Q6	Q7	Q8	Q9	Total	Overall
1	Psychoogy	MA	I	2016-2017	4	4	3	3	3	3	3	4	3	30	good
2	Psychoogy	MA	I	2016-2017	4	4	3	3	3	3	3	4	3	30	good
3	Psychoogy	MA	I	2016-2017	4	4	3	3	3	3	3	4	3	30	good
4	Psychoogy	MA	I	2016-2017	4	4	4	3	4	2	4	4	4	33	good
5	Psychoogy	MA	I	2016-2017	4	4	4	4	4	4	4	4	4	36	very good
6	Psychoogy	MA	I	2016-2017	4	4	4	3	2	2	4	4	4	31	good
7	Psychoogy	MA	I	2016-2017	4	4	4	3	2	2	4	4	4	31	good
8	Psychoogy	MA	I	2016-2017	4	4	4	3	2	2	4	4	4	31	good
9	Psychoogy	MA	I	2016-2017	4	4	4	3	2	4	4	4	4	33	good
10	Psychoogy	MA	I	2016-2017	4	4	4	3	2	4	4	4	4	33	good
11	Psychoogy	MA	I	2016-2017	2	4	4	3	2	4	4	4	4	31	good
12	Psychoogy	MA	I	2016-2017	4	4	4	4	4	4	4	4	4	36	very good
13	Psychoogy	MA	I	2016-2017	2	4	2	3	2	4	4	4	4	29	good
14	Psychoogy	MA	I	2016-2017	2	3	2	3	2	3	3	3	4	25	good
15	Psychoogy	MA	II	2016-2017	4	4	4	4	4	4	4	4	4	36	very good
16	Psychoogy	MA	II	2016-2017	3	3	2	3	2	3	3	3	4	26	good
17	Psychoogy	MA	II	2016-2017	4	4	4	4	4	4	4	4	4	36	very good
18	Psychoogy	MA	II	2016-2017	3	3	3	3	2	3	3	3	4	27	good
19	Psychoogy	MA	II	2016-2017	3	3	3	3	2	3	3	3	4	27	good
20	Psychoogy	MA	II	2016-2017	4	4	4	4	4	4	4	4	4	36	very good
21	Psychoogy	MA	II	2016-2017	3	3	2	3	2	3	3	3	4	26	good
22	Psychoogy	MA	II	2016-2017	3	3	4	3	3	4	3	3	4	30	good
23	Psychoogy	MA	II	2016-2017	3	3	4	4	3	4	3	3	4	31	good
24	Psychoogy	MA	II	2016-2017	3	3	4	4	3	4	3	3	4	31	good
25	Psychoogy	MA	II	2016-2017	3	3	4	4	3	4	3	3	4	31	good
26	Psychoogy	MA	II	2016-2017	4	4	4	4	4	4	4	4	4	36	very good
27	Psychoogy	MA	II	2016-2017	3	3	4	3	3	4	2	3	4	29	good
28	Psychoogy	MA	II	2016-2017	3	3	4	3	3	4	2	3	4	29	good
29	Psychoogy	MA	II	2016-2017	3	3	4	3	3	4	2	3	4	29	good
30	Psychoogy	MA	II	2016-2017	4	4	4	4	4	4	4	4	4	36	very good
31	Psychoogy	MA	II	2016-2017	3	3	4	3	3	4	2	3	4	29	good
32	Psychoogy	MA	II	2016-2017	4	4	4	4	4	4	4	4	4	36	very good
33	Psychoogy	MA	II	2016-2017	2	3	4	3	3	4	3	3	4	29	good
34	Psychoogy	PGC	I	2016-2017	2	3	4	3	3	4	3	3	4	29	good
35	Psychoogy	PGC	I	2016-2017	2	3	4	3	3	4	3	3	4	29	good
36	Psychoogy	PGC	I	2016-2017	4	4	4	4	4	4	4	4	4	36	very good
37	Psychoogy	PGC	I	2016-2017	2	3	4	2	3	4	3	3	4	28	good
38	Psychoogy	PGC	I	2016-2017	3	3	4	2	3	4	3	3	4	29	good
39	Psychoogy	PGC	I	2016-2017	3	3	4	2	3	4	3	3	4	29	good
40	Psychoogy	PGC	I	2016-2017	3	4	4	4	4	4	4	4	4	4	good
41	Psychoogy	PGC	I	2016-2017	3	2	4	2	3	4	3	2	4	27	good
42	Psychoogy	PGC	I	2016-2017	3	2	4	3	3	4	3	2	4	28	good
43	Psychoogy	PGC	I	2016-2017	3	2	4	3	3	4	3	2	4	28	good
44	Psychoogy	PGC	I	2016-2017	4	4	4	4	4	4	4	4	4	36	very good
45	Psychoogy	PGC	I	2016-2017	3	2	3	3	3	3	3	2	3	25	good
46	Psychoogy	PGC	I	2016-2017	3	3	3	3	3	3	3	3	3	27	good
47	Psychoogy	PGC	I	2016-2017	3	3	2	3	3	3	3	3	3	26	good
48	Psychoogy	PGC	I	2016-2017	3	3	2	3	3	3	3	3	3	26	good
49	Psychoogy	PGC	I	2016-2017	4	4	4	4	4	4	4	4	4	36	very good
50	Psychoogy	PGC	I	2016-2017	3	3	2	3	3	3	3	3	3	26	good
51	Psychoogy	PGC	I	2016-2017	3	3	3	3	3	3	3	3	3	27	good
52	Psychoogy	PGC	I	2016-2017	3	3	3	3	3	3	3	3	3	27	good

53	Psychoogy	PGC	I	2016-2017	4	4	4	4	4	4	4	4	4	36	very good
54	Psychoogy	PGC	I	2016-2017	3	3	3	2	3	3	3	3	3	26	good
55	Psychoogy	PGC	I	2016-2017	3	3	3	2	3	3	3	3	3	26	good
56	Psychoogy	PGC	I	2016-2017	4	4	4	4	4	4	4	4	4	36	very good
57	Psychoogy	PGC	I	2016-2017	3	3	3	2	3	3	3	3	3	26	good
58	Psychoogy	PGC	I	2016-2017	4	4	4	4	4	4	4	4	4	36	very good
59	Psychoogy	PGC	I	2016-2017	3	3	3	3	3	3	3	3	3	27	good
60	Psychoogy	PGC	I	2016-2017	3	3	3	3	3	3	3	3	3	27	good
61	Psychoogy	PGC	I	2016-2017	3	3	3	3	3	3	3	3	3	27	good
62	Psychoogy	PGC	I	2016-2017	3	3	3	3	3	2	3	3	3	26	good
63	Psychoogy	MA	I	2017-2018	3	3	3	3	3	2	3	3	3	26	good
64	Psychoogy	MA	I	2017-2018	3	3	3	3	3	2	3	3	3	26	good
65	Psychoogy	MA	I	2017-2018	3	3	3	3	3	2	3	3	3	26	good
66	Psychoogy	MA	I	2017-2018	4	4	4	4	4	4	4	4	4	36	very good
67	Psychoogy	MA	I	2017-2018	3	3	3	3	3	3	3	3	3	27	good
68	Psychoogy	MA	I	2017-2018	3	3	3	3	3	3	3	3	3	27	good
69	Psychoogy	MA	I	2017-2018	3	4	3	3	3	3	3	4	3	29	good
70	Psychoogy	MA	I	2017-2018	4	3	3	3	3	3	3	3	3	28	good
71	Psychoogy	MA	I	2017-2018	3	4	3	3	3	3	3	4	3	29	good
72	Psychoogy	MA	I	2017-2018	4	3	3	3	3	3	3	3	4	29	good
73	Psychoogy	MA	I	2017-2018	3	4	3	3	3	3	3	4	4	30	good
74	Psychoogy	MA	I	2017-2018	3	3	3	3	3	3	3	3	4	28	good
75	Psychoogy	MA	I	2017-2018	3	3	3	3	3	3	3	3	4	28	good
76	Psychoogy	MA	II	2017-2018	4	3	3	3	3	3	3	3	4	29	good
77	Psychoogy	MA	II	2017-2018	4	4	4	4	4	4	4	4	4	36	very good
78	Psychoogy	MA	II	2017-2018	4	4	4	4	4	4	4	4	4	36	very good
79	Psychoogy	MA	II	2017-2018	3	3	3	3	3	3	3	3	4	28	good
80	Psychoogy	MA	II	2017-2018	4	4	4	4	4	4	4	4	4	36	very good
81	Psychoogy	MA	II	2017-2018	3	4	3	3	3	3	3	4	4	30	good
82	Psychoogy	MA	II	2017-2018	3	3	3	3	3	3	3	3	4	28	good
83	Psychoogy	MA	II	2017-2018	3	3	3	3	3	4	3	3	4	29	good
84	Psychoogy	MA	II	2017-2018	3	3	4	3	4	3	3	3	4	30	good
85	Psychoogy	MA	II	2017-2018	4	4	4	4	4	4	4	4	4	36	very good
86	Psychoogy	MA	II	2017-2018	3	3	4	3	4	3	3	3	4	30	good
87	Psychoogy	MA	II	2017-2018	3	4	3	3	3	4	3	4	4	31	good
88	Psychoogy	MA	II	2017-2018	4	4	4	4	4	4	4	4	4	36	very good
89	Psychoogy	MA	II	2017-2018	3	3	3	3	3	3	3	3	4	28	good
90	Psychoogy	MA	II	2017-2018	3	3	3	3	3	3	3	3	4	28	good
91	Psychoogy	MA	II	2017-2018	4	4	4	4	4	4	4	4	4	36	very good
92	Psychoogy	MA	II	2017-2018	3	4	4	3	4	4	3	4	3	32	good
93	Psychoogy	MA	II	2017-2018	3	3	3	3	4	4	3	3	3	29	good
94	Psychoogy	MA	II	2017-2018	3	4	4	4	4	4	3	4	3	33	good
95	Psychoogy	PGC	I	2017-2018	4	4	4	4	4	4	4	4	4	36	very good
96	Psychoogy	PGC	I	2017-2018	3	4	4	4	4	4	3	4	3	33	good
97	Psychoogy	PGC	I	2017-2018	3	4	4	4	4	4	3	4	3	33	good
98	Psychoogy	PGC	I	2017-2018	3	3	4	3	3	3	3	3	4	29	good
99	Psychoogy	PGC	I	2017-2018	3	3	3	4	3	3	3	3	4	29	good
100	Psychoogy	PGC	I	2017-2018	3	3	3	3	3	3	3	3	4	28	good
101	Psychoogy	PGC	I	2017-2018	4	3	3	3	3	3	3	3	4	29	good
102	Psychoogy	PGC	I	2017-2018	3	3	3	4	3	3	3	3	4	29	good
103	Psychoogy	PGC	I	2017-2018	3	3	4	3	3	3	3	3	4	29	good
104	Psychoogy	PGC	I	2017-2018	4	4	4	4	4	4	4	4	4	36	very good
105	Psychoogy	PGC	I	2017-2018	4	3	3	3	3	3	3	3	4	29	good
106	Psychoogy	PGC	I	2017-2018	3	4	3	4	3	3	3	4	4	31	good
107	Psychoogy	PGC	I	2017-2018	4	4	4	4	4	4	4	4	4	36	very good
108	Psychoogy	PGC	I	2017-2018	3	4	3	4	3	3	3	4	4	31	good
109	Psychoogy	PGC	I	2017-2018	3	3	4	3	3	3	3	3	4	29	good
110	Psychoogy	PGC	I	2017-2018	4	4	4	4	4	4	4	4	4	36	very good
111	Psychoogy	PGC	I	2017-2018	3	3	4	4	3	4	4	3	4	32	good

112	Psychoogy	PGC	I	2017-2018	3	3	3	3	3	4	4	3	4	30	good
113	Psychoogy	PGC	I	2017-2018	4	4	4	4	4	4	4	4	4	36	very good
114	Psychoogy	PGC	I	2017-2018	4	4	4	4	4	4	4	4	4	36	very good
115	Psychoogy	PGC	I	2017-2018	4	3	4	4	4	4	4	3	4	34	good
116	Psychoogy	PGC	I	2017-2018	4	4	4	4	4	4	4	4	4	36	very good
117	Psychoogy	PGDRP	I	2017-2018	4	4	3	4	3	3	3	4	3	31	good
118	Psychoogy	PGDRP	I	2017-2018	4	4	4	4	4	4	3	4	4	35	good
119	Psychoogy	PGDRP	I	2017-2018	4	4	4	4	4	4	3	4	4	35	good
120	Psychoogy	PGDRP	I	2017-2018	4	3	4	3	3	3	3	3	4	30	good
121	Psychoogy	PGDRP	I	2017-2018	4	3	3	3	4	3	3	3	4	30	good
122	Psychoogy	PGDRP	I	2017-2018	4	4	4	4	4	4	4	4	4	36	very good
123	Psychoogy	PGDRP	I	2017-2018	4	3	3	3	3	3	3	3	4	29	good
124	Psychoogy	PGDRP	I	2017-2018	4	3	3	3	3	3	3	3	4	29	good
125	Psychoogy	PGDRP	I	2017-2018	4	3	3	3	3	3	3	3	4	29	good
126	Psychoogy	MA	I	2018-2019	4	4	4	4	4	4	4	4	4	36	very good
127	Psychoogy	MA	I	2018-2019	4	3	4	4	3	3	3	3	4	31	good
128	Psychoogy	MA	I	2018-2019	4	3	4	4	2	3	3	3	4	30	good
129	Psychoogy	MA	I	2018-2019	4	4	3	4	4	3	3	4	4	33	good
130	Psychoogy	MA	I	2018-2019	4	4	4	3	3	3	3	4	4	32	good
131	Psychoogy	MA	I	2018-2019	4	4	4	4	4	4	4	4	4	36	very good
132	Psychoogy	MA	I	2018-2019	4	4	4	4	4	4	4	4	4	36	very good
133	Psychoogy	MA	I	2018-2019	4	3	3	3	3	3	3	3	4	29	good
134	Psychoogy	MA	I	2018-2019	4	4	4	4	4	4	4	4	4	36	very good
135	Psychoogy	MA	I	2018-2019	4	3	3	3	3	3	3	3	4	29	good
136	Psychoogy	MA	I	2018-2019	4	3	2	4	4	4	3	3	4	31	good
137	Psychoogy	MA	I	2018-2019	4	3	3	4	4	3	3	3	4	31	good
138	Psychoogy	MA	II	2018-2019	4	3	3	4	4	2	3	3	4	30	good
139	Psychoogy	MA	II	2018-2019	4	3	4	3	4	4	3	3	4	32	good
140	Psychoogy	MA	II	2018-2019	4	3	4	4	3	3	3	3	4	31	good
141	Psychoogy	MA	II	2018-2019	4	3	3	3	4	3	3	3	4	30	good
142	Psychoogy	MA	II	2018-2019	4	3	3	3	3	3	3	3	4	29	good
143	Psychoogy	MA	II	2018-2019	4	3	3	3	3	3	3	3	4	29	good
144	Psychoogy	MA	II	2018-2019	4	4	4	4	4	4	4	4	4	36	very good
145	Psychoogy	PGC	I	2018-2019	4	3	3	2	4	4	4	3	4	31	good
146	Psychoogy	PGC	I	2018-2019	4	3	3	3	4	4	3	3	4	31	good
147	Psychoogy	PGC	I	2018-2019	4	3	3	3	4	4	2	3	4	30	good
148	Psychoogy	PGC	I	2018-2019	4	4	4	4	4	4	4	4	4	36	very good
149	Psychoogy	PGC	I	2018-2019	4	3	3	4	4	3	3	3	4	31	good
150	Psychoogy	PGC	I	2018-2019	4	3	3	3	3	4	3	3	4	30	good
151	Psychoogy	PGC	I	2018-2019	4	4	4	4	3	3	3	4	4	33	good
152	Psychoogy	PGC	I	2018-2019	4	4	4	3	3	3	3	4	4	32	good
153	Psychoogy	PGC	I	2018-2019	4	4	4	2	3	3	3	4	4	31	good
154	Psychoogy	PGC	I	2018-2019	4	4	4	4	4	4	4	4	4	36	very good
155	Psychoogy	PGC	I	2018-2019	4	4	3	3	3	3	3	4	4	31	good
156	Psychoogy	PGC	I	2018-2019	4	4	4	4	4	4	4	4	4	36	very good
157	Psychoogy	PGC	I	2018-2019	3	3	3	3	3	3	3	3	4	28	good
158	Psychoogy	PGC	I	2018-2019	3	3	3	3	3	3	3	3	4	28	good
159	Psychoogy	PGC	I	2018-2019	4	3	3	3	3	3	3	3	4	29	good
160	Psychoogy	PGC	I	2018-2019	4	4	4	4	4	4	4	4	4	36	very good
161	Psychoogy	PGC	I	2018-2019	3	4	3	2	4	4	4	4	3	31	good
162	Psychoogy	PGC	I	2018-2019	3	3	4	3	4	4	3	3	4	31	good
163	Psychoogy	PGDRP	I	2018-2019	4	4	3	3	4	4	2	4	3	31	good
164	Psychoogy	PGDRP	I	2018-2019	3	3	3	4	3	4	4	3	3	30	good
165	Psychoogy	PGDRP	I	2018-2019	4	3	4	4	4	3	3	3	4	32	good
166	Psychoogy	PGDRP	I	2018-2019	3	4	3	3	3	4	3	4	4	31	good
167	Psychoogy	PGDRP	I	2018-2019	3	3	4	4	3	3	3	3	4	30	good
168	Psychoogy	PGDRP	I	2018-2019	3	3	3	3	3	3	3	3	4	28	good
169	Psychoogy	PGDRP	I	2018-2019	2	4	4	4	3	3	3	4	4	31	good
170	Psychoogy	PGDRP	I	2018-2019	3	4	4	3	3	3	3	4	4	31	good

171	Psychoogy	PGDRP	I	2018-2019	3	4	4	2	3	3	3	4	4	30	good
172	Psychoogy	MA	I	2019-2020	4	3	4	4	3	3	3	3	4	31	good
173	Psychoogy	MA	I	2019-2020	4	4	3	3	4	4	4	4	4	34	good
174	Psychoogy	MA	I	2019-2020	3	3	4	3	4	4	4	3	4	32	good
175	Psychoogy	MA	I	2019-2020	4	4	4	4	3	4	4	4	4	35	good
176	Psychoogy	MA	I	2019-2020	4	4	4	3	3	4	4	4	4	34	good
177	Psychoogy	MA	I	2019-2020	4	4	4	2	3	4	4	4	4	33	good
178	Psychoogy	MA	I	2019-2020	4	3	4	4	3	4	4	3	4	33	good
179	Psychoogy	MA	I	2019-2020	4	4	3	3	3	4	4	4	4	33	good
180	Psychoogy	MA	I	2019-2020	4	4	4	4	4	4	4	4	4	36	very good
181	Psychoogy	MA	I	2019-2020	4	4	4	4	4	4	4	4	4	36	very good
182	Psychoogy	MA	I	2019-2020	3	3	4	4	4	3	3	3	4	31	good
183	Psychoogy	MA	I	2019-2020	3	3	4	4	3	3	3	3	4	30	good
184	Psychoogy	MA	I	2019-2020	3	3	4	4	2	3	3	3	4	29	good
185	Psychoogy	MA	I	2019-2020	3	3	3	4	4	3	3	3	3	29	good
186	Psychoogy	MA	I	2019-2020	3	3	4	3	3	3	3	3	4	29	good
187	Psychoogy	MA	I	2019-2020	3	3	3	3	3	3	3	3	4	28	good
188	Psychoogy	MA	II	2019-2020	3	3	3	3	3	3	3	3	4	28	good
189	Psychoogy	MA	II	2019-2020	4	4	4	4	4	4	4	4	4	36	very good
190	Psychoogy	MA	II	2019-2020	4	4	4	4	4	4	3	4	4	35	good
191	Psychoogy	MA	II	2019-2020	4	4	4	4	4	3	3	4	4	34	good
192	Psychoogy	MA	II	2019-2020	4	4	4	4	3	2	3	4	4	32	good
193	Psychoogy	MA	II	2019-2020	4	4	4	4	3	4	3	4	4	34	good
194	Psychoogy	MA	II	2019-2020	4	4	4	4	3	3	3	4	4	33	good
195	Psychoogy	MA	II	2019-2020	4	3	4	4	3	4	4	3	4	33	good
196	Psychoogy	MA	II	2019-2020	4	4	3	4	3	4	4	4	4	34	good
197	Psychoogy	MA	II	2019-2020	4	4	4	4	4	4	4	4	4	36	very good
198	Psychoogy	MA	II	2019-2020	3	3	3	4	3	3	3	3	4	29	good
199	Psychoogy	MA	II	2019-2020	3	3	3	4	3	3	3	3	4	29	good
200	Psychoogy	MA	II	2019-2020	3	4	4	4	3	3	3	4	4	32	good
201	Psychoogy	PGC	I	2019-2020	3	4	4	4	3	3	3	4	4	32	good
202	Psychoogy	PGC	I	2019-2020	3	4	4	4	3	3	3	4	4	32	good
203	Psychoogy	PGC	I	2019-2020	3	3	4	4	3	3	3	3	4	30	good
204	Psychoogy	PGC	I	2019-2020	3	4	3	4	3	3	3	4	4	31	good
205	Psychoogy	PGC	I	2019-2020	3	3	3	4	3	3	3	3	3	28	good
206	Psychoogy	PGC	I	2019-2020	3	3	3	4	3	3	3	3	3	28	good
207	Psychoogy	PGC	I	2019-2020	3	4	4	4	3	3	3	4	4	32	good
208	Psychoogy	PGC	I	2019-2020	3	4	4	4	3	3	3	4	4	32	good
209	Psychoogy	PGC	I	2019-2020	3	4	4	4	3	3	3	4	4	32	good
210	Psychoogy	PGC	I	2019-2020	3	3	4	4	3	3	3	3	4	30	good
211	Psychoogy	PGC	I	2019-2020	3	4	3	4	3	3	3	4	4	31	good
212	Psychoogy	PGC	I	2019-2020	3	3	3	4	3	3	3	3	4	29	good
213	Psychoogy	PGDRP	I	2019-2020	4	4	4	4	3	4	4	4	4	35	good
214	Psychoogy	PGDRP	I	2019-2020	4	4	4	3	3	4	4	4	4	34	good
215	Psychoogy	PGDRP	I	2019-2020	4	4	4	2	3	4	4	4	4	33	good
216	Psychoogy	PGDRP	I	2019-2020	4	3	4	4	3	4	4	3	4	33	good
217	Psychoogy	PGDRP	I	2019-2020	4	4	3	3	3	4	4	4	4	33	good
218	Psychoogy	PGDRP	I	2019-2020	4	4	4	4	4	4	4	4	4	36	very good
219	Psychoogy	PGDRP	I	2019-2020	4	4	4	4	4	4	4	4	4	36	very good
220	Psychoogy	PGDRP	I	2019-2020	4	4	4	4	4	4	4	4	4	36	very good
221	Psychoogy	PGDRP	I	2019-2020	4	4	4	4	4	4	4	4	4	36	very good
222	Psychoogy	PGDRP	I	2019-2020	3	3	3	4	3	3	3	3	4	29	good
223	Psychoogy	MA	I	2020-2021	3	3	3	4	3	3	3	3	4	29	good
224	Psychoogy	MA	I	2020-2021	3	3	3	4	3	3	3	3	4	29	good
225	Psychoogy	MA	I	2020-2021	3	3	3	4	3	3	3	3	4	29	good
226	Psychoogy	MA	I	2020-2021	3	3	3	4	3	3	3	3	4	29	good
227	Psychoogy	MA	I	2020-2021	3	3	3	4	3	3	3	3	4	29	good
228	Psychoogy	MA	I	2020-2021	3	3	3	4	3	3	3	3	4	29	good
229	Psychoogy	MA	I	2020-2021	3	3	3	4	3	3	3	3	3	28	good

230	Psychoogy	MA	I	2020-2021	3	3	3	4	3	3	3	3	3	28	good
231	Psychoogy	MA	I	2020-2021	4	4	4	4	4	4	4	4	4	36	very good
232	Psychoogy	MA	I	2020-2021	4	4	4	4	4	4	4	4	4	36	very good
233	Psychoogy	MA	I	2020-2021	4	4	4	4	4	4	4	4	4	36	very good
234	Psychoogy	MA	I	2020-2021	4	4	4	4	4	4	4	4	4	36	very good
235	Psychoogy	MA	II	2020-2021	4	4	4	4	4	4	4	4	4	36	very good
236	Psychoogy	MA	II	2020-2021	4	4	4	4	4	4	4	4	4	36	very good
237	Psychoogy	MA	II	2020-2021	4	4	4	4	4	4	4	4	4	36	very good
238	Psychoogy	MA	II	2020-2021	4	4	4	4	4	4	4	4	4	36	very good
239	Psychoogy	MA	II	2020-2021	4	4	4	4	4	4	4	4	4	36	very good
240	Psychoogy	MA	II	2020-2021	3	4	2	3	4	4	3	4	2	29	good
241	Psychoogy	MA	II	2020-2021	3	4	4	3	4	4	3	4	4	33	good
242	Psychoogy	PGC	I	2020-2021	3	3	3	3	4	4	3	3	3	29	good
243	Psychoogy	PGC	I	2020-2021	3	4	4	4	4	4	3	4	4	34	good
244	Psychoogy	PGC	I	2020-2021	3	4	4	4	4	4	3	4	4	34	good
245	Psychoogy	PGC	I	2020-2021	3	4	4	4	4	4	3	4	4	34	good
246	Psychoogy	PGC	I	2020-2021	3	4	4	4	4	4	3	4	4	34	good
247	Psychoogy	PGC	I	2020-2021	3	3	4	3	3	3	3	3	4	29	good
248	Psychoogy	PGC	I	2020-2021	3	3	4	2	3	4	4	3	4	30	good
249	Psychoogy	PGC	I	2020-2021	3	3	4	4	3	4	4	3	4	32	good
250	Psychoogy	PGC	I	2020-2021	3	3	3	3	3	4	4	3	3	29	good
251	Psychoogy	PGC	I	2020-2021	3	3	4	4	4	4	4	3	4	33	good
252	Psychoogy	PGC	I	2020-2021	3	3	4	4	4	4	4	3	4	33	good
253	Psychoogy	PGC	I	2020-2021	3	3	4	4	4	4	4	3	4	33	good
254	Psychoogy	PGC	I	2020-2021	3	3	4	4	4	4	4	3	4	33	good
255	Psychoogy	PGC	I	2020-2021	3	3	3	4	3	3	3	3	3	28	good
256	Psychoogy	PGC	I	2020-2021	3	3	3	3	3	3	3	3	3	27	good
257	Psychoogy	PGC	I	2020-2021	3	3	3	3	3	3	3	3	3	27	good
258	Psychoogy	PGC	I	2020-2021	4	2	3	4	4	3	3	2	3	28	good
259	Psychoogy	PGC	I	2020-2021	4	4	3	4	4	3	3	4	3	32	good
260	Psychoogy	PGDRP	I	2020-2021	3	3	3	4	4	3	3	3	3	29	good
261	Psychoogy	PGDRP	I	2020-2021	4	4	4	4	4	3	3	4	4	34	good
262	Psychoogy	PGDRP	I	2020-2021	4	4	4	4	4	3	3	4	4	34	good
263	Psychoogy	PGDRP	I	2020-2021	4	4	4	4	4	3	3	4	4	34	good
264	Psychoogy	PGDRP	I	2020-2021	4	4	4	4	4	3	3	4	4	34	good
265	Psychoogy	PGDRP	I	2020-2021	3	4	3	3	3	4	4	4	4	32	good
266	Psychoogy	PGDRP	I	2020-2021	4	4	4	4	4	4	4	4	4	36	very good
267	Psychoogy	PGDRP	I	2020-2021	4	4	4	4	4	4	4	4	4	36	very good
268	Psychoogy	PGDRP	I	2020-2021	4	4	4	2	3	4	4	4	4	33	good

School of Regional Studies and Research

Pt. Ravishankar Shukla University, Raipur (C.G.)

STUDENT FEEDBACK 2016-17

NAMES OF FACULTY

NAMES OF FACULTY	Abbreviations used
Prof. Mitashree Mitra	A
Dr. Shailendra Kumar	B
Mr. Praveen Kumar Soni	C
Mr. Raj Kamal Roy	D

No. of students participating – MA in Rural Development (09) & PG DIPLOMA (02)

SCORING			
4	3	2	1
A	B	C	D
VERY GOOD	GOOD	SATISFACTARY	UNSATISFACTARY

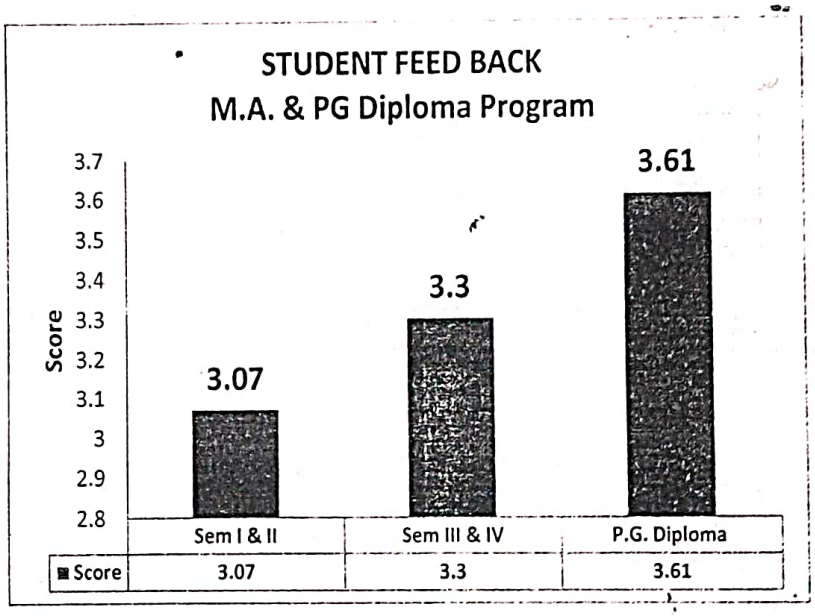

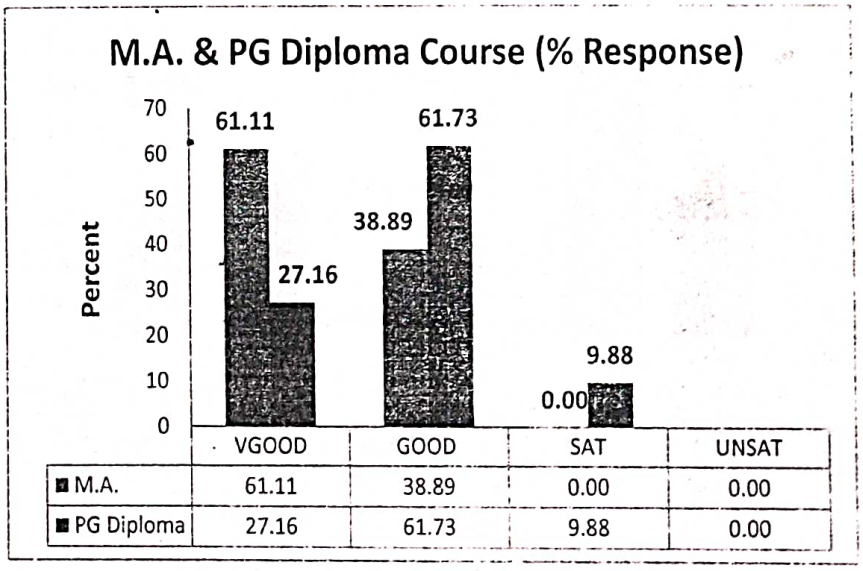


Faculty Score
M.A. & PG Diploma
Score
3.75
3.70
3.65
3.60
3.55
3.50
3.45
3.40
3.35
3.67
3.72
3.56
3.61
3.53
3.61
3.49
3.56
A
B
C
D
Mean M.A.
3.67
3.56
3.53
3.49
Mean PG Diploma
3.72
3.61
3.61
3.56

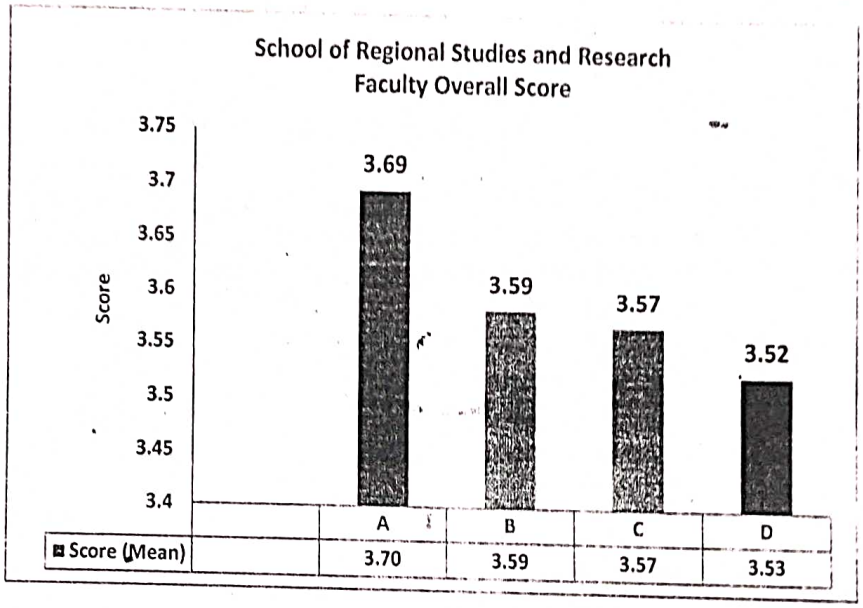
School of Regional Studies and Research
Faculty Overall Score
Score
3.75
3.7
3.65
3.6
3.55
3.5
3.45
3.4
3.69
3.59
3.57
3.52
A
B
C
D
Score (Mean)
3.70
3.59
3.57
3.53

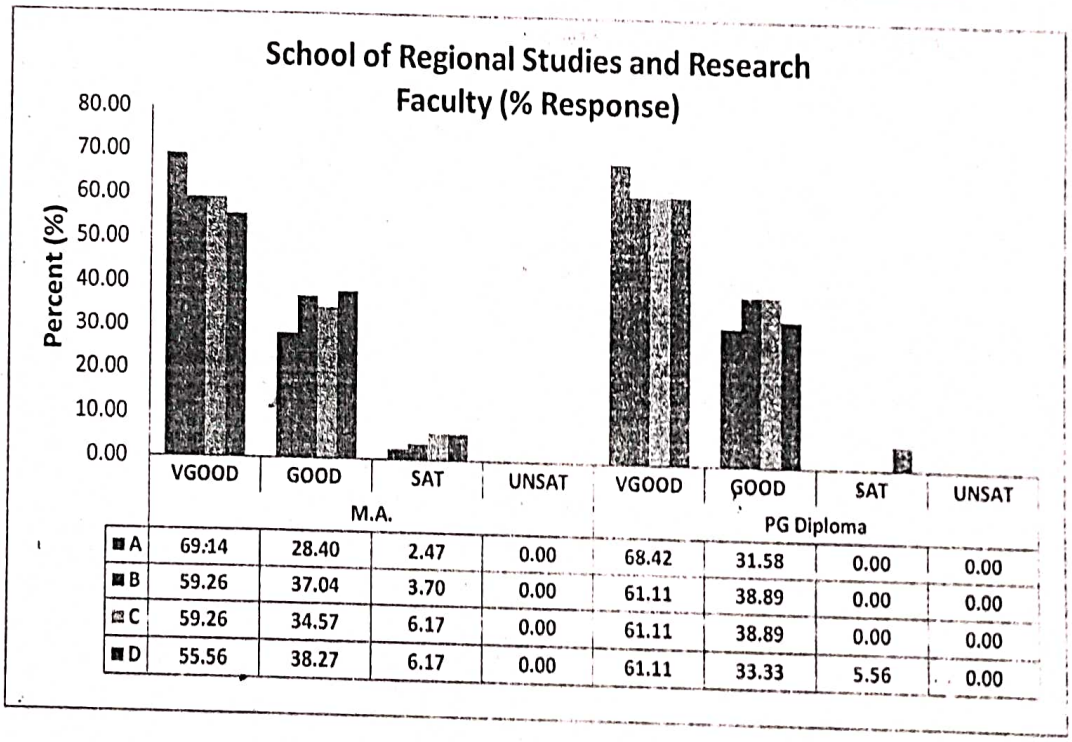
School of Regional Studies and Research
Faculty (% Response)
Percent (%)
80.00
70.00
60.00
50.00
40.00
30.00
20.00
10.00
0.00
VGOOD
GOOD
SAT
UNSAT
VGOOD
GOOD
SAT
UNSAT
M.A.
PG Diploma
A 69.14 28.40 2.47 0.00 68.42 31.58 0.00 0.00
B 59.26 37.04 3.70 0.00 61.11 38.89 0.00 0.00
C 59.26 34.57 6.17 0.00 61.11 38.89 0.00 0.00
D 55.56 38.27 6.17 0.00 61.11 33.33 5.56 0.00

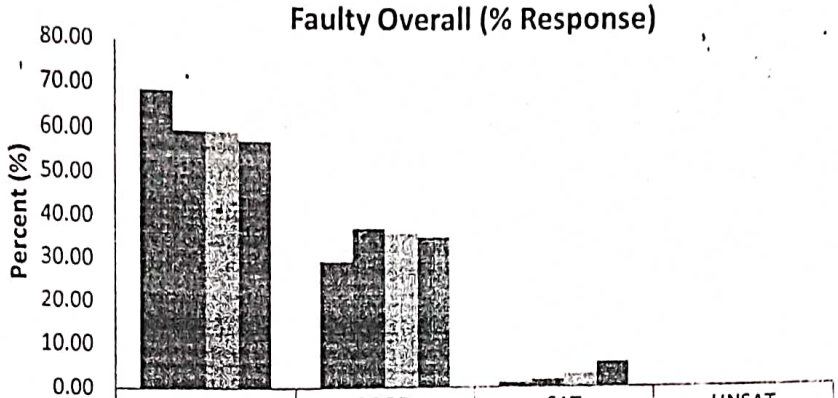

	VGOOD	GOOD	SAT	UNSAT
A	68.78	29.99	1.24	0.00
B	60.19	37.96	1.85	0.00
C	60.19	36.73	3.09	0.00
D	58.33	35.80	5.86	0.00

ACTION TAKEN REPORT

The overall score given by students to the faculty was circulated among the faculty members including contract and guest faculty & also discuss in Staff Council meeting. Although the performance of the faculty is quite satisfactory but it was assumed by the faculty to the excellent in teaching.

Head

(Dr. Mitashree Mitra)
Professor & Head
School of Regional Studies & Research
Pt. Ravishankar Shukla University
Raipur (C.G.)

STUDENT FEEDBACK FOR THE ACADEMIC YEAR 2016-2017

FEED BACK QUESTIONNAIRE

COURSE MASTER OF SOCIAL WORK and SOCIOLOGY

Table No:-1

Parameter:1- Depth of the course content including project work if any

Sl.No	Options	Frequency	Percentage
1	Very good	12	16.90
2	Good	52	73.23
3	Satisfactory	07	9.87
4	Un-satisfactory	----	--
Total		71	100

Analysis :- analysis is done on percentage basis but for this year percentile is calculated.73.23 is good followed by 16.90 as very good and 9.87 percentile to be satisfactory

Table No:-2

Parameter:2 Extent of coverage of course

Sl.No	Options	Frequency	Percentage
1	Very good	09	12.69
2	Good	49	69.01
3	Satisfactory	13	18.30
4	Un-satisfactory	----	----
Total		71	100

Option 2 is Extent of coverage of course the percentile is calculated.69.01 is good followed by 18.30 satisfactory and as very good percentile to be 12.69

Table No:-3

Parameter:3 applicability/ relevance to real life situation

Sl.No	Options	Frequency	Percentage
1	Very good	13	18.30
2	Good	58	81.69
3	Satisfactory	---	--
4	Un-satisfactory	---	--
Total		71	100

Applicability/ relevance to real life situation is next parameter where 81.69 optioned for good and 18.30 for very good. No option received for satisfactory and un satisfactory.

Table No:-4

Parameter:4 learning Values

Sl.No	Options	Frequency	Percentage
1	Very good	16	22.53
2	Good	49	69.01
3	Satisfactory	06	08.46
4	Un-satisfactory	----	----
Total		71	100

Option 4is Learning Values of course and the percentile is calculated on the responses received.69.01 is good followed by very good percentile to be 8.84 and 19.11satisfactory

Table No:-5

Parameter:5- clarity and relevance of textual reading material

Sl.No	Options	Frequency	Percentage
1	Very good	10	14.09
2	Good	61	85.91
3	Satisfactory	---	--
4	Un-satisfactory	---	--
Total		71	100

clarity and relevance of textual reading material 85.91percentile students answered for good and 14.09for very good.

Table No:-6

Parameter:6- Relevance of additional source material

Sl.No	Options	Frequency	Percentage
1	Very good	12	16.91
2	Good	52	73.24
3	Satisfactory	07	9.85
4	Un-satisfactory	----	--
Total		71	100

Analysis :- analysis is done on percentage basis but for this year percentile is calculated.73.24 is good followed by 16.91 as very good and 9.85 percentile to be satisfactory

Table No:-7

Parameter:7- Extent of efforts required by students

Sl.No	Options	Frequency	Percentage
1	Very good	13	18.30
2	Good	58	81.70
3	Satisfactory	---	--
4	Un-satisfactory	---	--
Total		71	100

Extent of efforts required by students where students valued themselves as per their performance in the exams where 81.70percentage answered for maximum effort required where as 18.30replied for less efforts. This is because maximum students have their medium as Hindi and sometimes find difficult to cope with English medium books and study materials.

Table No:-8

Parameter:8-provision for sufficient time for feedback

Sl.No	Options	Frequency	Percentage
1	Very good	9	12.67
2	Good	49	69.01
3	Satisfactory	13	18.32
4	Un-satisfactory	----	----
Total		71	100

Table No:-8 deals with parameter 8 for provision for sufficient time for feedback where 18.32percentile said for satisfactory followed by 69.01for good 12.67for Very good

Parameter:9-Overall rating

Sl.No	Options	Frequency	Percentage
1	Very good	12	16.91
2	Good	52	73.24
3	Satisfactory	07	9.85
4	Un-satisfactory	----	--
Total		71	100

Analysis :- analysis is done on percentage basis but for this year percentile is calculated.76.19 is good followed by 17.64 as very good and 6.17 percentile to be satisfactory

Student's feedback for teachers

SL.NO		VERY GOOD (A)					GOOD (B)						SATISFACTORY (C)						UNSATISFACTORY (D)					
	PKS	JLT	LSG	NK	HB	SK	PKS	JLT	LSG	NK	HB	SK	PKS	JLT	LSG	NK	HB	SK	PKS	JLT	LSG	NK	HB	SK
1	17	16	17	10	10	09	04	05	04	11	11	12												
2	18	18	16	12	10	10	03	03	05	09	11	11												
3	21	21	21	21	21	21	00	00	00	00	00	00												
4	19	18	19	12	15	14	02	03	02	09	06	07												
5	18	17	17	13	11	11	03	04	04	08	10	10												
6	19	18	19	12	15	14	02	03	02	09	06	07												
7	19	19	18	12	15	13	02	02	03	09	06	08												
8	21	21	21	21	21	21	00	00	00	00	00	00												
9	18	18	17	12	10	10	03	03	04	09	11	11												

Abv:-PKS :- Prof.Pramod Kumar Sharma
JLT:- Jawaharlal Tiwari
LSG:- Dr.L.S.Gajpal
NK:- Dr. N.Kujur
HB:- Dr.(Mrs) H.Borkar
SKl-Satish Kumar

Feedback report of SoS in Statistics, Pt. Ravishankar Shukla University, Raipur for 2016-17

M. Sc. I Semester, 2016-17

Course	Mean Score
Course - I	3.2
Course - II	3.5
Course - III	3.5
Course - IV	3.6

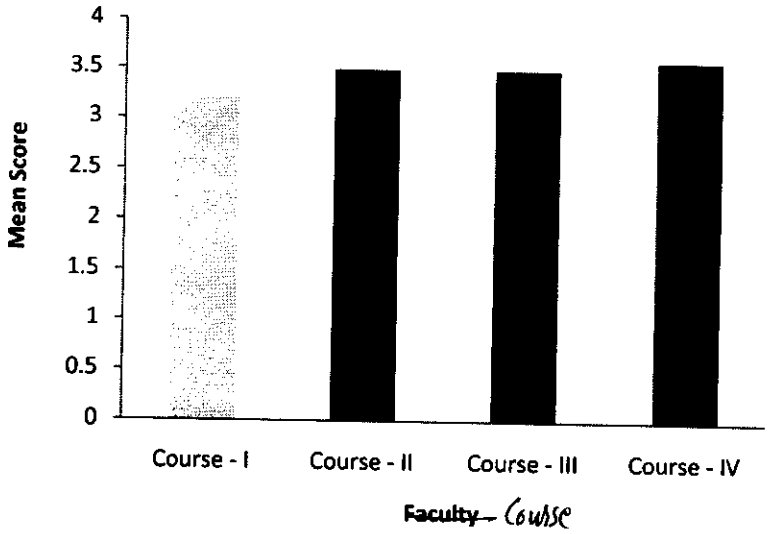

M. Sc. III Semester 2016-17

Course	Mean Score
Course - I	3.7
Course - II	3.6
Course - III	3.6
Course - IV	3.3

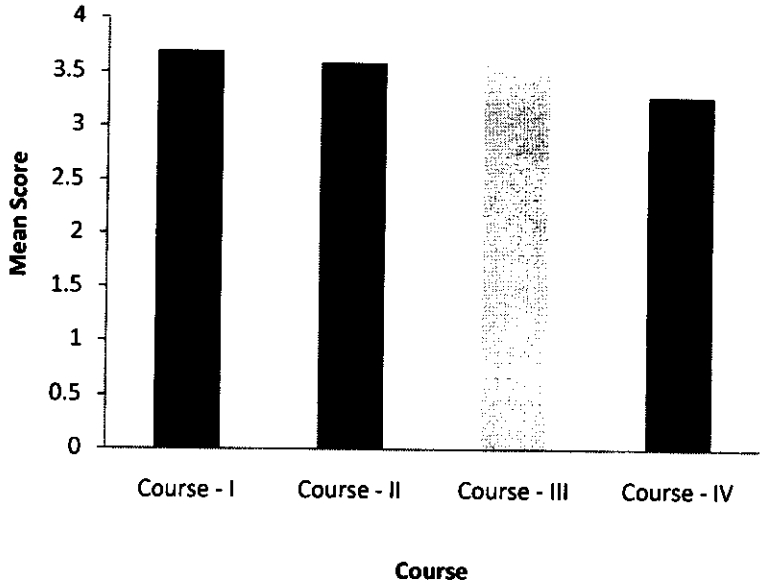

PROFESSOR & HEAD
School of Studies in Statistics
Pt. Ravishankar Shukla University
RAIPUR (C.G.)

M. Sc. I Semester

Faculty	Mean Score
Prof. Gauri Shankar	3.3
Prof. S K. Singh	3.9
Prof. Vyas Dubey	3.3
Prof. Prabha Rohatgi	3.8
Dr. Pradip Kumar Chourasia	3.1

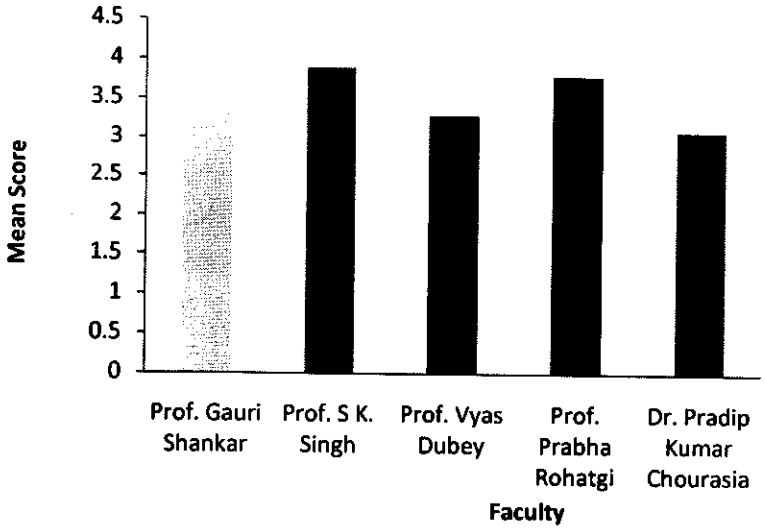

M. Sc. III Semester

Faculty	Mean Score
Prof. Gauri Shankar	3.8
Prof. S K. Singh	3.9
Prof. Vyas Dubey	3.7
Prof. Prabha Rohatgi	3.8
Dr. Pradip Kumar Chourasia	3.6

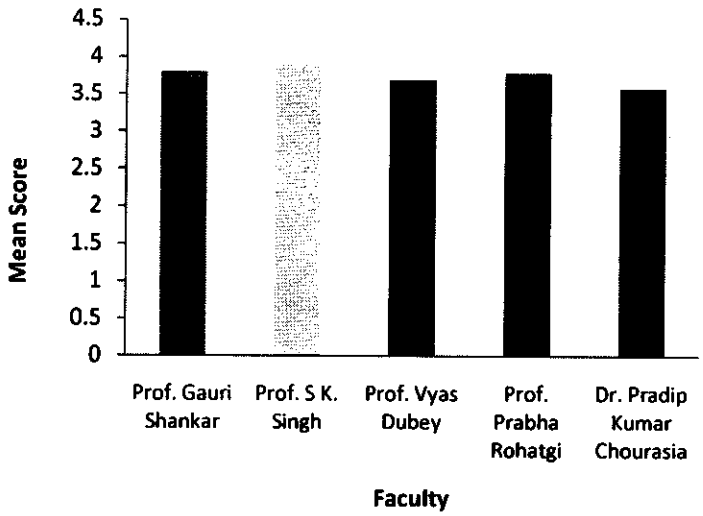

Above results shown to all faculty members and requested them to improve their teaching.

PROFESSOR & HEAD
School of Studies in Statistics
Pt. Ravishankar Shukla University
RAIPUR (C. G.)

STUDENT FEEDBACK FOR COURSE & FACULTY (2016-17)

COURSE FEEDBACK

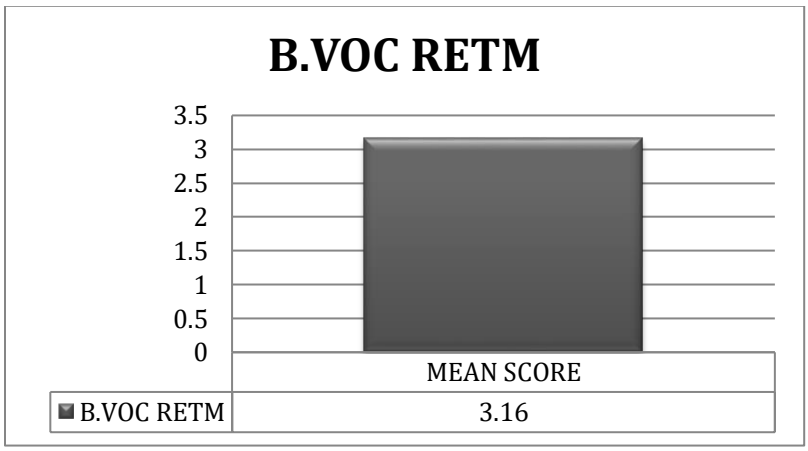

PERCENT RESPONSE TO COURSE

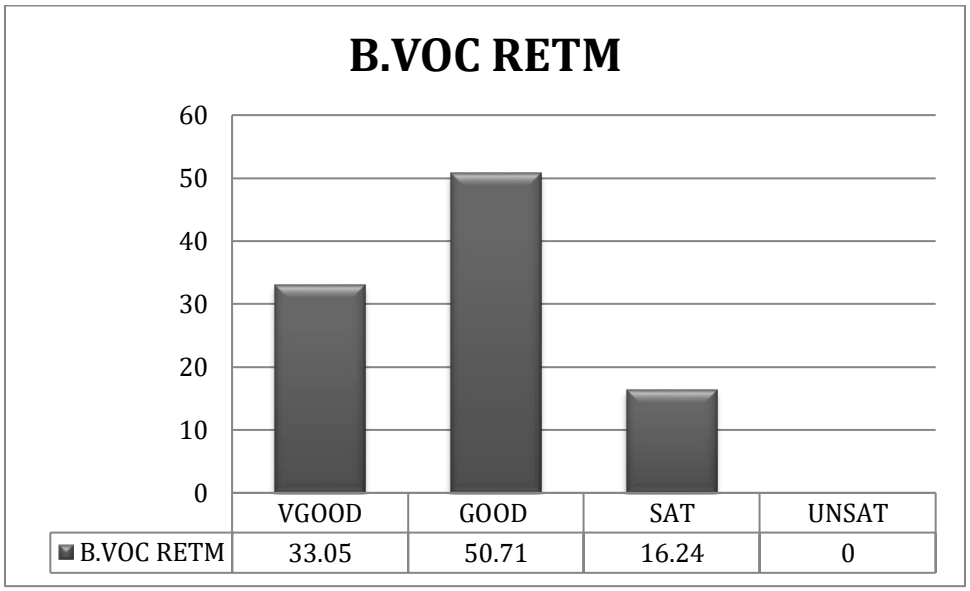

FACULTY FEEDBACK

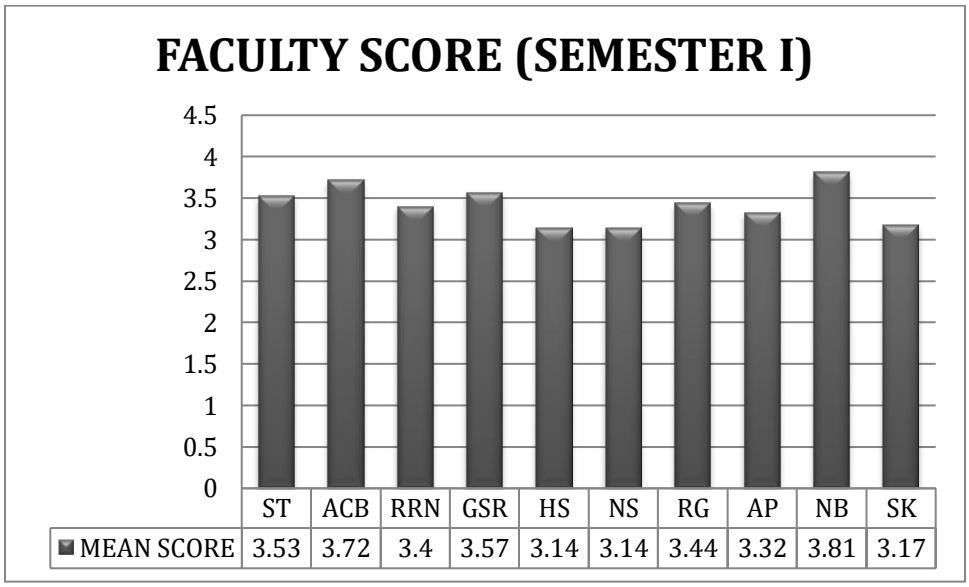

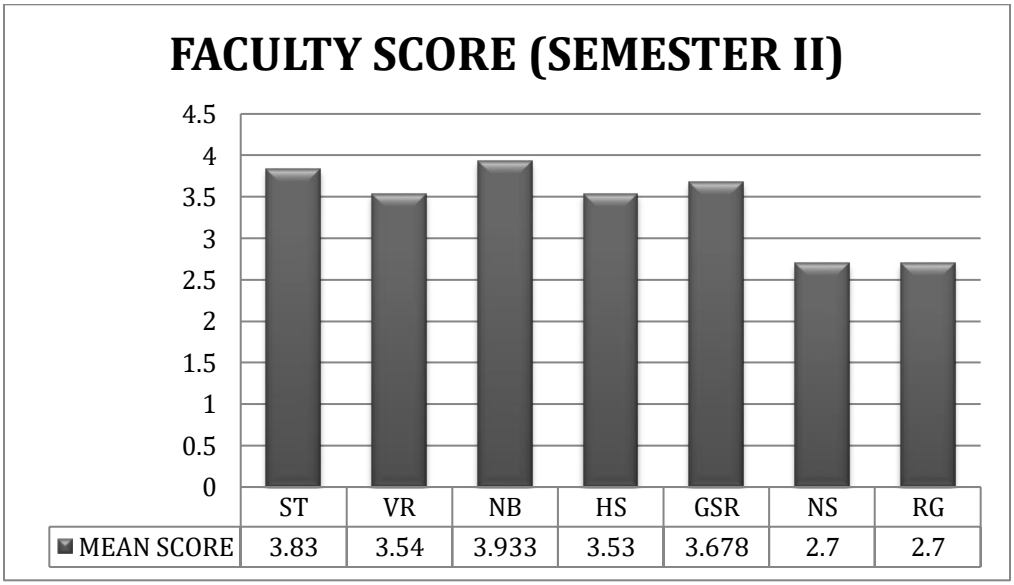



	ST	ACB	VR	RRN	GSR	HS	NS	RG	AP	NB	SK
MEAN SCORE	3.68	3.72	3.54	3.4	3.624	3.335	2.92	3.07	3.32	3.8715	3.17

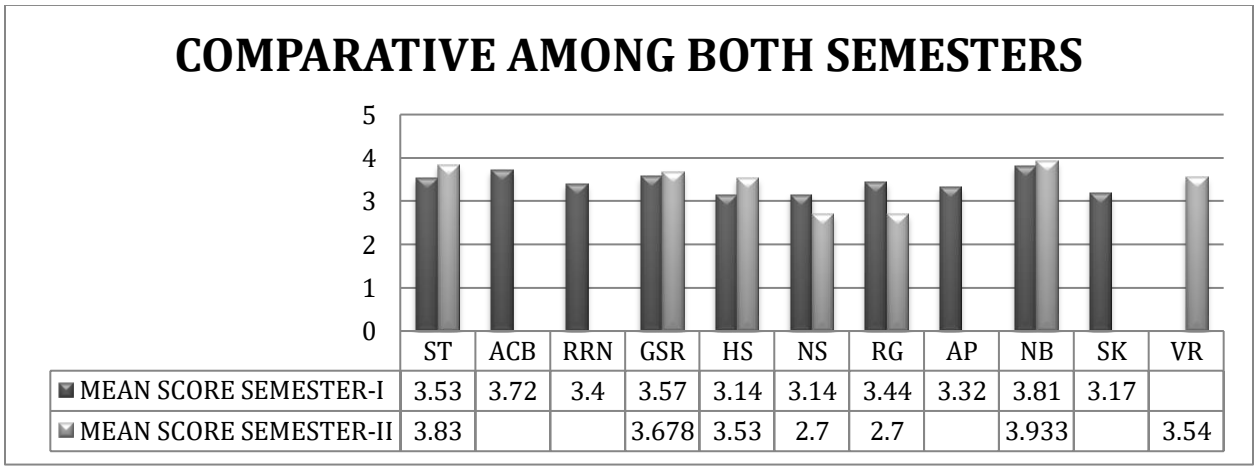

	ST	ACB	RRN	GSR	HS	NS	RG	AP	NB	SK	VR
MEAN SCORE SEMESTER-I	3.53	3.72	3.4	3.57	3.14	3.14	3.44	3.32	3.81	3.17	
MEAN SCORE SEMESTER-II	3.83			3.678	3.53	2.7	2.7		3.933		3.54

PERCENT RESPONSE TO FACULTY

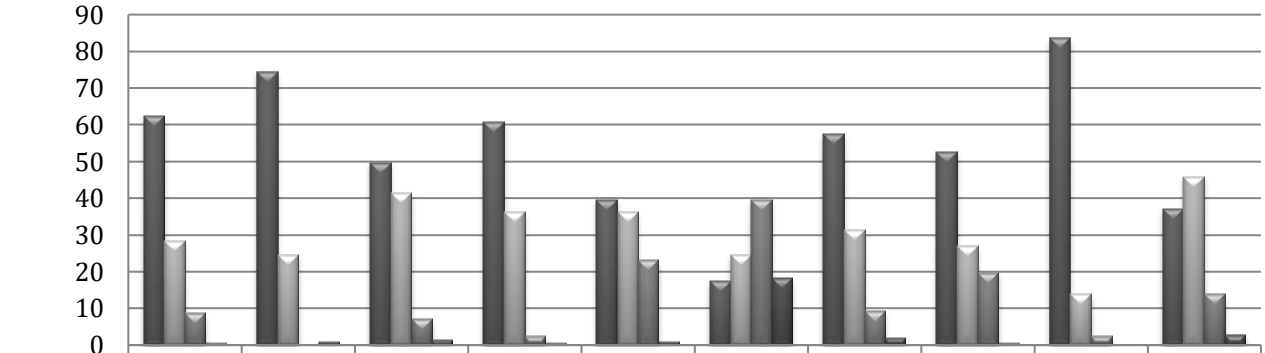

	ST	ACB	RRN	GSR	HS	NS	RG	AP	NB	SK
VGOOD	62.32	74.4	49.76	60.87	39.61	17.39	57.49	52.66	83.57	37.2
GOOD	28.5	24.64	41.55	36.23	36.23	24.64	31.4	27.05	14.01	45.89
SAT	8.7	0	7.25	2.42	23.19	39.61	9.18	19.81	2.42	14.01
UNSAT	0.48	0.97	1.45	0.48	0.97	18.36	1.93	0.48	0	2.9

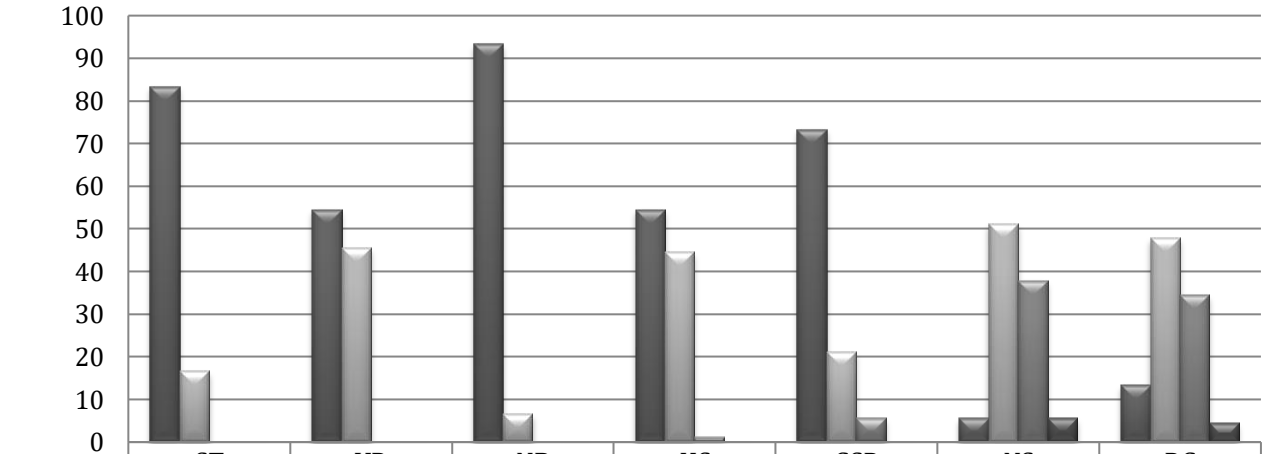

	ST	VR	NB	HS	GSR	NS	RG
VGOOD	83.33	54.44	93.33	54.44	73.33	5.56	13.33
GOOD	16.67	45.56	6.67	44.44	21.11	51.11	47.78
SAT	0	0	0	1.11	5.56	37.78	34.44
UNSAT	0	0	0	0	0	5.56	4.44

OVERALL PERCENT RESPONSE TO FACULTY

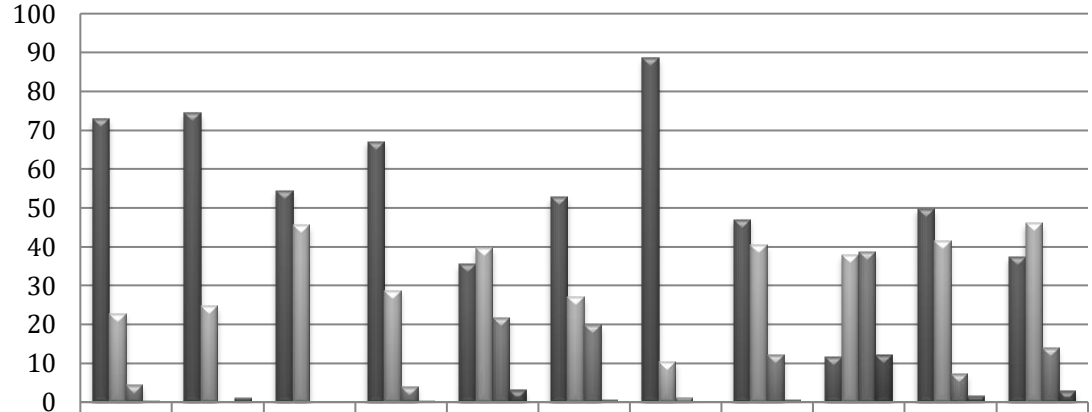

	ST	ACB	VR	GSR	RG	AP	NB	HS	NS	RRN	SK
VGOOD	72.825	74.4	54.44	67.1	35.41	52.66	88.45	47.025	11.475	49.76	37.2
GOOD	22.585	24.64	45.56	28.67	39.59	27.05	10.34	40.335	37.875	41.55	45.89
SAT	4.35	0	0	3.99	21.81	19.81	1.21	12.15	38.695	7.25	14.01
UNSAT	0.24	0.97	0	0.24	3.185	0.48	0	0.485	11.96	1.45	2.9

ABBREVIATIONS USED

NAMES OF FACULTY					
ST	:	Prof. Sanjay Tiwari	**NS**	:	Mr. Naman Shukla
ACB	:	Prof. A.C. Biyani	**NB**	:	Dr. Nidhi Bhatt
VR	:	Prof. Vibhuti Rai	**AP**	:	Dr. Alka Pnada
GSR	:	Mr. Gajendra Singh Rathore	**RRN**	:	Mrs. Rashmi Rekha Nayak
RG	:	Mr. Ravishankar Gupta	**SK**	:	Mrs. Shrabani Karan
HS	:	Dr. Harsh Sharma			

SUGGESTIONS GIVEN BY STUDENTS

1. Complaint received for reducing lunch time by half an hour.
2. Complaint received for providing library period between 11 AM to 05 PM.
3. Complaint received for change in college timing.
4. Application received to shift the dates of Class Test – II of Semester-I

The feedback received from the students of B.Voc. 1st & 2nd Semesters (2016-17) was discussed in details in the staff Council meeting. The overall score given by students to the faculty was circulated among the faculty members including adhoc members with the request for improvement in teaching. It was unanimously decided to find out the weak points from the feedback and resolve them for improvement. The suggestions made by the students may be also taken into consideration. It was resolved to prepare the action taken report for the feedback.

ACTION TAKEN REPORT

1. Time Table has been changed accordingly by reducing the lunch time (01:30 – 02:30 PM to 01:30 – 02:00 PM)
2. Library period is introduced in both semester time table as per suggestion.
3. Students of Bhilai were facing issue in morning travel so timing remain unchanged.
4. CT-II dates could not be changed as CT-III is scheduled in month of November.

Center For Basic Sciences, Pt. Ravishankar Shukla University, Raipur

Student feedback analysis report for the session 2016-17

Scale Used	A	B	C	D
	4	3	2	1
	Very Good	Good	Satisfactory	Unsatisfactory

Abbreviations Used (Sem. I & II)

Sr. No.	Name of the Subject
1	Phy (P101, P201, PL101, PL201, PB101, G201)
2	Maths (M101, MB101, M201, MB201)
3	Biology (B101, B201, BL101, BL201)
4	Chem (C101, C201, CL101, CL201)
5	Comp (G101, GL101)
6	Com. Skill (H101, H201)
7	Hindi (CH101)
8	EVS (ES101, ES201)

Abbreviations Used (Sem. III & IV)

Sr. No.	Name of the Subject
1	Phy (P301, P302, P303, P304, P401, P402, P403, PL301, PL401, GL301)
2	Maths (M301, M302, M303, M304, M305, M401, M402, M403, M404, G401, CB301)
3	Biology (B301, BL301, B401, B402, BL401)
4	Chem (CB303, C301, PCB401, CB401, C401, C402, CL301, CL401)
5	Comp (GL401)
6	Com. Skill (H301, H401)

Course Score (Session 2016-17)

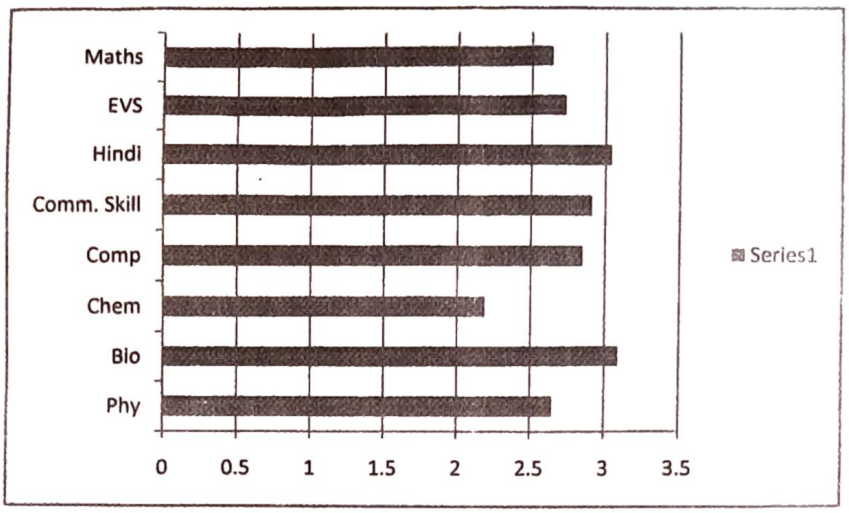

Phy	Bio	Chem	Comp	Comm. Skill	Hindi	EVS	Maths
2.65	3.09	2.19	2.85	2.91	3.04	2.73	2.64

Course Score (Session 2016-17)

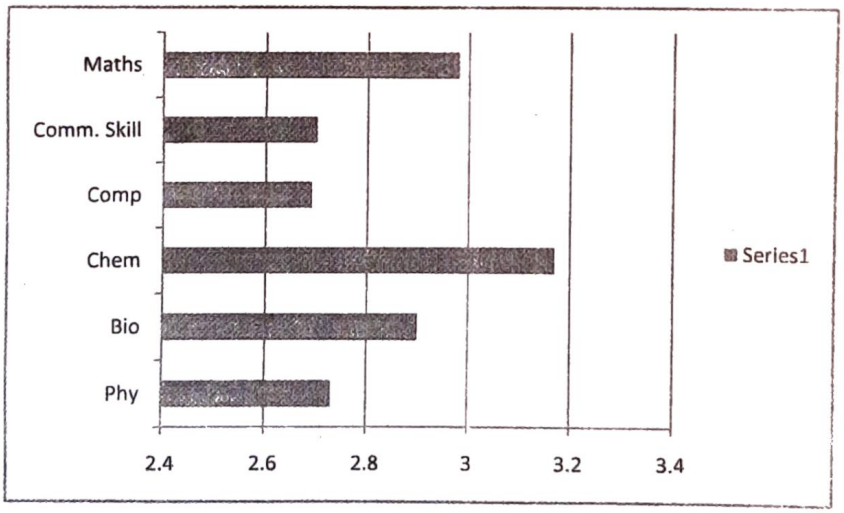

Phy	Bio	Chem	Comp	Comm. Skill	Maths
2.73	2.9	3.17	2.69	2.7	2.98

DIRECTOR
Center for Basic Sciences
Pt. Ravishankar Shukla University
Raipur (C.G.) 492 010

Center For Basic Sciences, Pt. Ravishankar Shukla University, Raipur

Student feedback analysis report for the session 2016-17

Scale Used	A	B	C	D
	4	3	2	1
	Very Good	Good	Satisfactory	Unsatisfactory

Abbreviations Used

Sr. No.	Name of the faculty	Abbreviations
1	Dr. Govind Prasad Sahu	GPS
2	Dr. Laxmi Kant	LK
3	Dr. Bhanushree Gupta	BG
4	Dr. Veenu Joshi	VJ
5	Dr. G. S. Gautam	GSG
6	Dr. Saikat Biswas	SB
7	Mrs. Varsha Thakur	VT
8	Ms. Reshma Rabbani	RR
9	Dr. Ajita Dixit	AD
10	Mr. Manoj Kumar	MK
11	Dr. Dipti Pateria	DP
12	Mr. Gulab Das	GD
13	Mrs. Gulshan Thakur	GT
14	Ms. Madhuri Sahu	MS
15	Dr. P.K. Rungta	PKR

GPS	LK	BG	VJ	GSG	SB	VT	RR	AD	MK	DP	GD	GT	MS	PKR
2.94	3.1	2.76	2.55	3.1	3.74	3.15	3.17	1.6	3.29	1.52	2.37	1.56	1.88	2.43

Course Score (Session 2016-17)

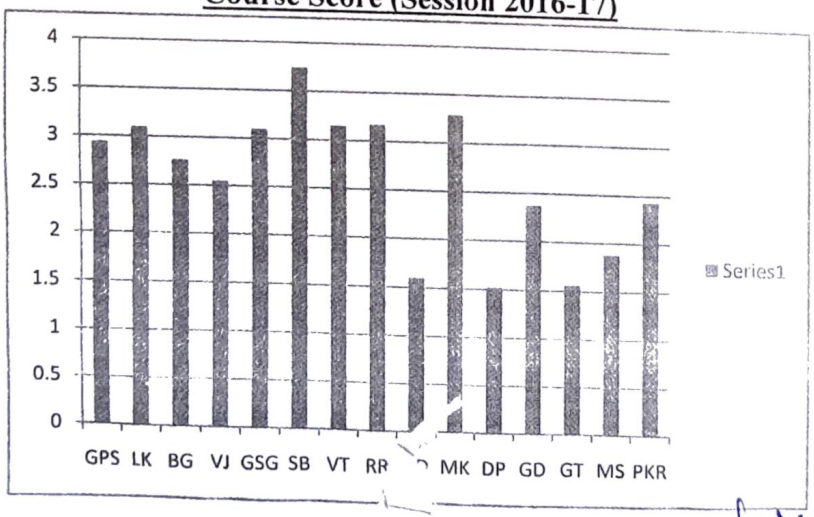

DIRECTOR
Center for Basic Sciences
Pt. Ravishankar Shukla University
Raipur (C.G.) 492 010

Action Taken Report

1. All the faculties are advised to conduct remedial classes in their course and try to resolve the difficulties of students.
2. One hour additional English remedial classes have been started from 9:30 am for the benefits students who have done 10 + 2 in hindi medium.
3. Arrangements have been done to ensure that all the labs are kept open from 10:30 am to 5:30 pm so that experiment can be performed in free time by students with the permission of teacher.

DIRECTOR
Center for Basic Sciences
Pt. Ravishankar Shukla University
Raipur (C. G.) 492 010