



**पंडित रविशंकर शुक्ल विश्वविद्यालय, रायपुर छत्तीसगढ़ भारत**  
**Pt. Ravishankar Shukla University, Raipur Chhattisgarh, India**  
Estd-1964 – recognized by UGC U/s 2(f) and 12 (B)  
**NAAC “A” Grade**

## **CRITERION-II**

### **EVIDENCE(S), AS PER SOP**

<b>METRIC No. 1.4.1</b>	Structured feedback for design and review of syllabus – semester wise/ is received from A. Students B. Teachers C. Employers D. Alumni
<b>METRIC No. 1.4.2</b>	Feedback processes of the institution may be classified as follows A. Feedback collected, analysed, action taken and feedback hosted on the institutional website B. Feedback collected, analysed and action has been taken C. Feedback collected and analysed D. Feedback collected E. Feedback not collected
<ul style="list-style-type: none"><li>• Stakeholder feedback analysis report</li><li>• Action taken report of the Institution on feedback report</li></ul>	

### Feedback for session: 2022-23

SN	DEPARTMENT/ Institute
1	School of Studies in Ancient Indian History Culture & Tourism & Hotel Management
2	School of Studies in Anthropology
3	School of Studies in Biotechnology
4	School of Studies in Chemistry
5	School of Studies in Computer Science & IT
6	School of Studies in Economics
7	School of Studies in Electronics and Photonics
8	School of Studies in Environmental Sciences
9	School of Studies in Geography
10	School of Studies in Geology and Water Resource Management
11	School of Studies in History
12	School of Studies in Law
13	School of Studies in Library & Information Science
14	School of Studies in Life Science
15	Institute of Management
16	School of Studies in Mathematics
17	University Institute of Pharmacy
18	School of Studies in Physical Education
19	School of Studies in Physics and Astrophysics
20	School of Studies in Psychology
21	School of Studies in Regional Studies and Research
22	School of Studies in Statistics
23	Institute of Teacher Education
24	Center for Women's Studies
25	Institute of Renewable Energy Technology & Management
26	Center for Basic Sciences

## Online Students Satisfaction Survey (2022-23) Summary

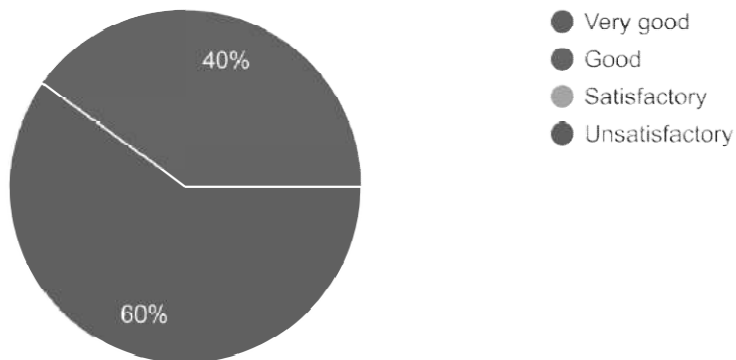
5 responses

[Publish analytics](#)

### Depth of the course content including project work, if any

 Copy

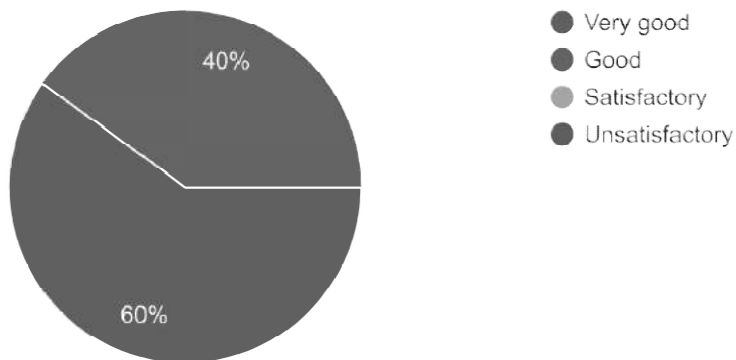
5 responses



### Extent of coverage of course

 Copy

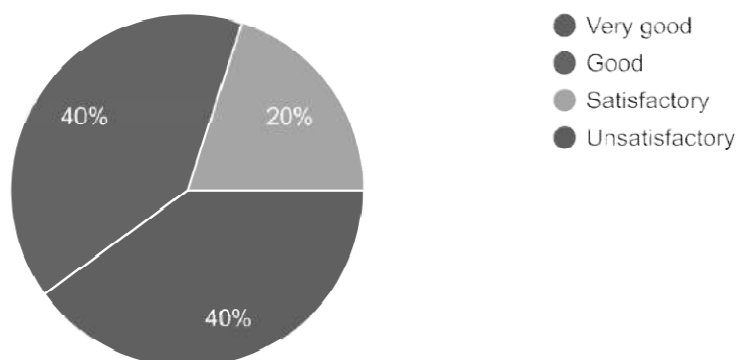
5 responses



### Applicability / relevance to real life situations

 Copy

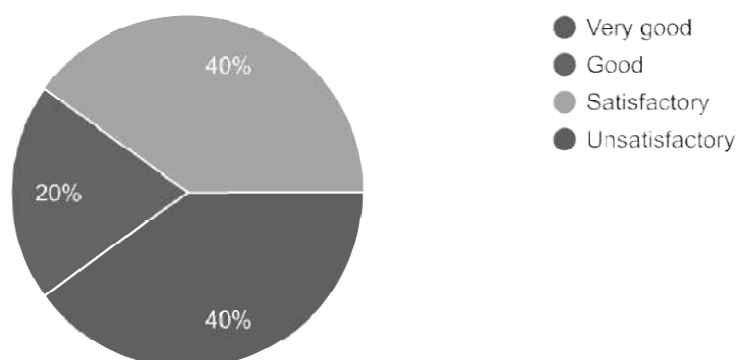
5 responses



### Learning value ( in terms of knowledge, concepts, manual skills, analytical abilities and broadening perspectives)

 Copy

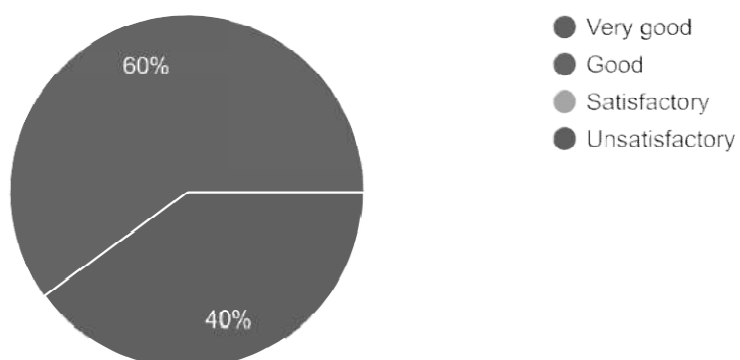
5 responses



### Clarity and relevance of textual reading material

 Copy

5 responses

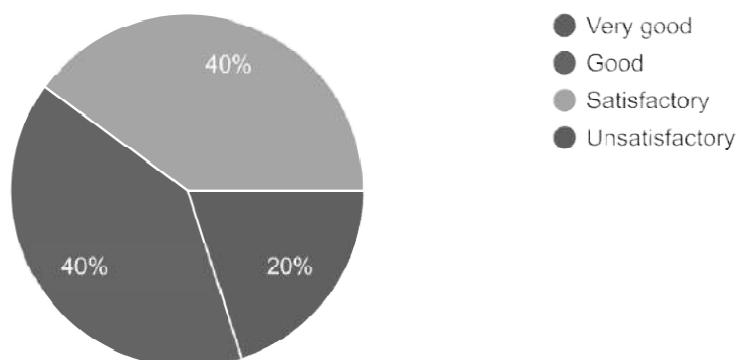




### Relevance of additional source material (Library)

 Copy

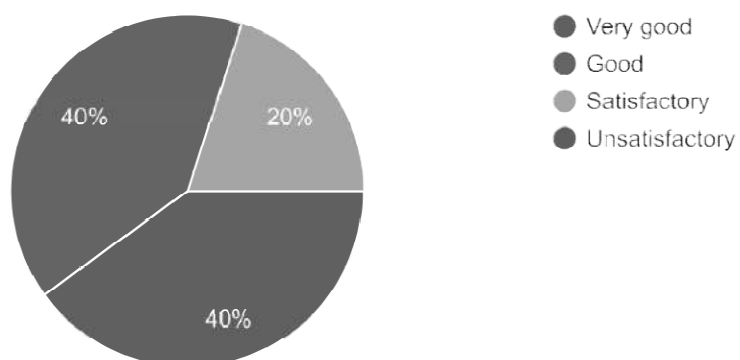
5 responses



### Extent of effort required by students

 Copy

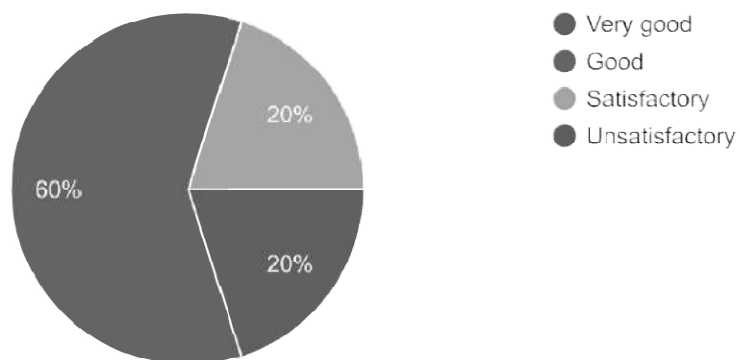
5 responses



### Provision of sufficient time for feedback

 Copy

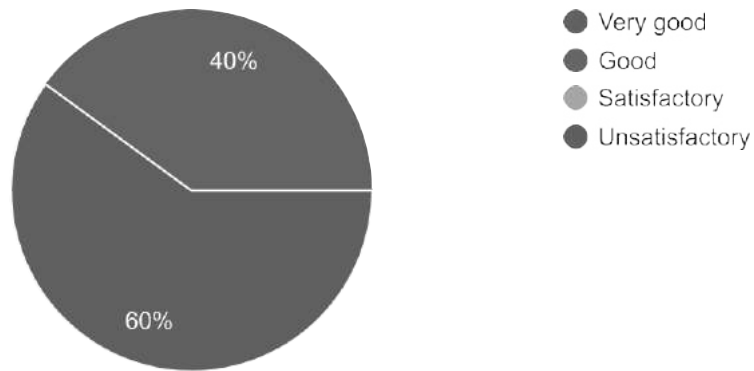
5 responses



### Overall rating

 Copy

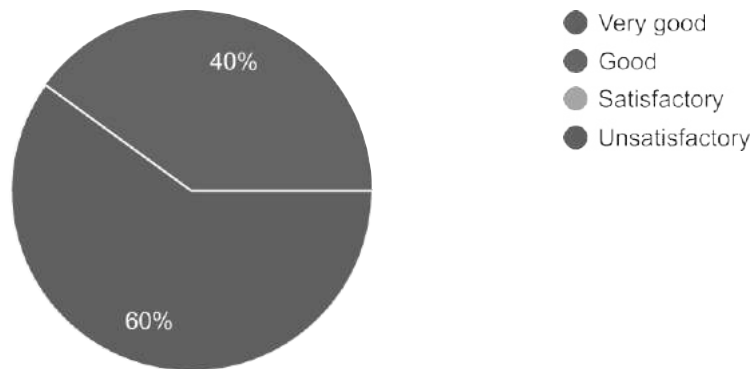
5 responses



### Overall rating

 Copy

5 responses



This content is neither created nor endorsed by Google. [Report Abuse](#) - [Terms of Service](#) - [Privacy Policy](#)

Google Forms



**School of Studies in Anthropology**  
**Pt. Ravishankar Shukla University, Raipur**

**Feedback Report Session 2022-2023 (M.Sc. II Semester)**

**Faculty A**

Que.	V.G	Good	Sat	Unsat	Total
1	15	4	6	0	25
2	8	14	3	0	25
3	13	11	0	1	25
4	12	9	3	1	25
5	8	10	7	0	25
6	5	9	10	1	25
7	11	12	2	0	25
8	9	8	7	1	25
9	7	15	2	1	25
<b>Total</b>	88	92	40	5	225
<b>% Response</b>	39.11	40.89	17.78	2.22	100

**Faculty B**

Que.	V.G	Good	Sat	Unsat	Total
1	23	2	0	0	25
2	9	10	6	0	25
3	11	8	2	4	25
4	16	7	1	0	24
5	11	11	2	1	25
6	8	9	7	1	25
7	6	12	6	1	25
8	10	8	6	1	25
9	8	14	2	1	25
<b>Total</b>	102	81	32	9	224
<b>% Response</b>	45.54	36.16	14.28	4.02	100

**Faculty C**

Que.	V.G	Good	Sat	Unsat	Total
1	15	9	1	0	25
2	17	5	3	0	25
3	12	10	2	1	25
4	13	8	2	0	23
5	14	9	2	0	25
6	10	12	1	1	24
7	10	9	5	1	25
8	9	12	3	1	25
9	7	13	4	1	25
<b>Total</b>	107	87	23	5	222
<b>% Response</b>	48.19	39.19	10.37	2.25	100

## Faculty D

Que.	V.G	Good	Sat	Unsat	Total
1	14	8	3	0	25
2	9	7	8	1	25
3	14	9	2	0	25
4	13	5	6	1	25
5	8	10	6	1	25
6	6	11	7	1	25
7	10	4	10	0	24
8	6	9	9	1	25
9	6	12	7	0	25
<b>Total</b>	86	75	58	5	224
<b>% Response</b>	38.39	33.48	25.89	2.24	100

## Faculty E

Que.	V.G	Good	Sat	Unsat	Total
1	2	12	7	0	21
2	2	7	12	1	22
3	2	11	8	0	21
4	3	9	9	1	22
5	3	7	10	2	22
6	2	5	12	3	22
7	6	6	7	1	20
8	3	8	7	3	21
9	2	6	12	1	21
<b>Total</b>	25	71	84	12	192
<b>% Response</b>	13.02	36.98	43.75	6.25	100

## Faculty F

Que.	V.G	Good	Sat	Unsat	Total
1	8	9	5	3	25
2	6	9	7	3	25
3	9	5	7	3	24
4	4	10	10	1	25
5	1	13	9	2	25
6	6	8	6	5	25
7	8	4	7	4	23
8	5	6	11	3	25
9	5	8	9	3	25
<b>Total</b>	52	72	71	27	222
<b>% Response</b>	23.42	32.43	31.99	12.16	100

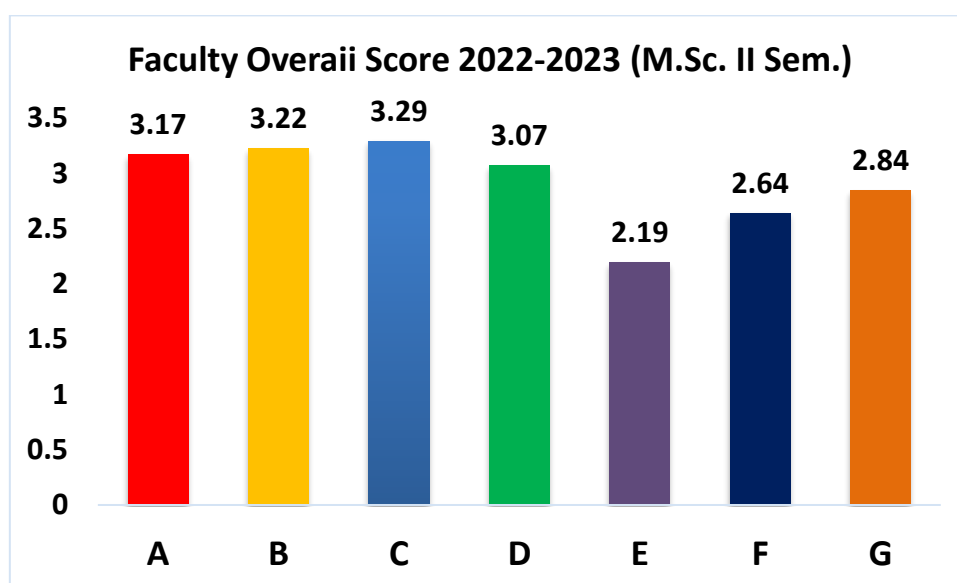
## Faculty G

Que.	V.G	Good	Sat	Unsat	Total
1	9	10	5	0	24
2	11	6	7	0	24
3	10	5	6	0	21
4	10	6	7	0	23
5	7	10	6	0	23
6	8	8	6	1	23
7	12	4	7	0	23
8	7	5	10	0	22
9	10	7	5	0	22
<b>Total</b>	84	61	59	1	205
<b>% Response</b>	40.99	29.75	28.78	0.48	100

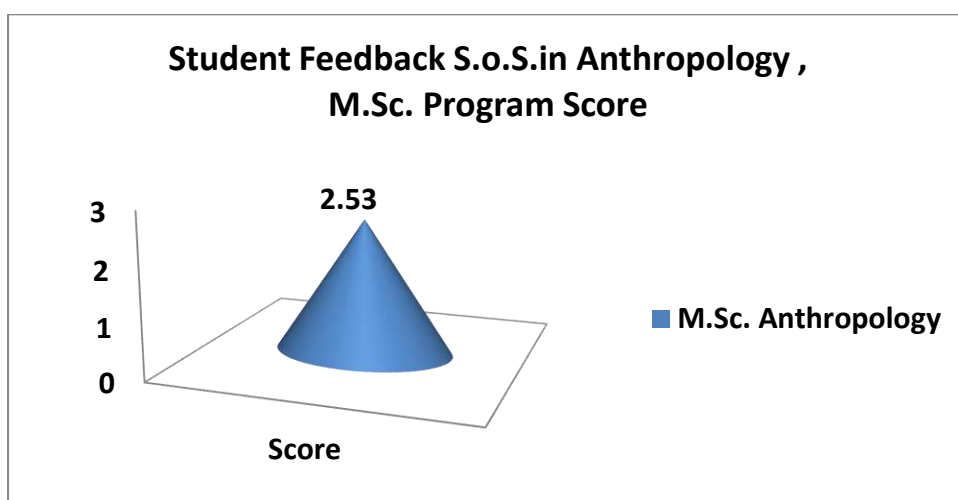
**School of Studies in Anthropology**  
**Pt. Ravishankar Shukla University, Raipur**  
**Feedback Report Session 2022-2023**

<b>Percent response of faculty</b>				
<b>Faculty</b>	<b>V.G</b>	<b>Good</b>	<b>Sat</b>	<b>Unsat</b>
<b>A</b>	39.11	40.89	17.78	2.22
<b>B</b>	45.54	36.16	14.28	4.02
<b>C</b>	48.19	39.19	10.37	2.25
<b>D</b>	38.39	33.48	25.89	2.24
<b>E</b>	13.02	36.98	43.75	6.25
<b>F</b>	23.42	32.43	31.99	12.16
<b>G</b>	40.99	29.75	28.78	0.48

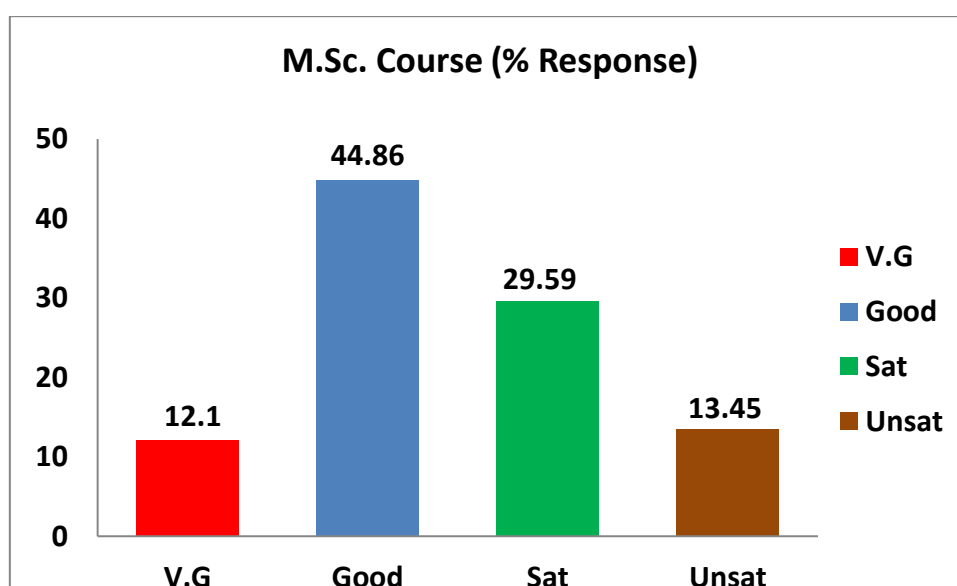
<b>Faculty Overall Score 2022-2023 (M.Sc. II Sem.)</b>	
<b>Faculty</b>	<b>Mean Score</b>
<b>A</b>	<b>3.17</b>
<b>B</b>	<b>3.22</b>
<b>C</b>	<b>3.29</b>
<b>D</b>	<b>3.07</b>
<b>E</b>	<b>2.19</b>
<b>F</b>	<b>2.64</b>
<b>G</b>	<b>2.84</b>



M.Sc. Program Score		
Course	Subject	Score
		Sem. II
M.Sc.	Anthropology	2.53



M.Sc. Course (% Response)				
	V.G	Good	Sat	Unsat
Subject	12.1	44.86	29.59	13.45



**School of Studies in Anthropology**  
**Pt. Ravishankar Shukla University, Raipur**

**Feedback Report Session 2022-2023 (M.Sc. II Semester)**

<b>Percent response of faculty</b>				
<b>Faculty</b>	<b>V.G</b>	<b>Good</b>	<b>Sat</b>	<b>Unsat</b>
<b>A</b>	39.11	40.89	17.78	2.22
<b>B</b>	45.54	36.16	14.28	4.02
<b>C</b>	48.19	39.19	10.37	2.25
<b>D</b>	38.39	33.48	25.89	2.24
<b>E</b>	13.02	36.98	43.75	6.25
<b>F</b>	23.42	32.43	31.99	12.16
<b>G</b>	40.99	29.75	28.78	0.48

<b>Faculty</b>	<b>Mean Score</b>
<b>A (Dr. Ashok Pradhan)</b>	<b>3.17</b>
<b>B (Dr. Jitendra Premi)</b>	<b>3.22</b>
<b>C (Dr. Shailendra Kumar)</b>	<b>3.29</b>
<b>D (Dr. Laxminarayan Devangan)</b>	<b>3.07</b>
<b>E (Dr. Tulsi Rani)</b>	<b>2.19</b>
<b>F (Dr. Udit Kalyan)</b>	<b>2.64</b>
<b>G. (Mr. Sunil Kumar Mehta)</b>	<b>2.84</b>



**School of Studies in Anthropology**  
**Pt. Ravishankar Shukla University, Raipur**  
**Feedback Report Session 2022-2023 (M.Sc. IV Semester)**

**Faculty A**

Que.	V.G	Good	Sat	Unsat	Total
1	7	12	0	0	19
2	10	8	1	0	19
3	15	2	1	0	18
4	6	13	0	0	19
5	17	0	2	0	19
6	17	0	0	1	18
7	15	1	3	0	19
8	10	3	0	6	19
9	14	2	1	2	19
10	14	2	3	0	19
Total	125	43	11	9	188
%Response	66.48	22.87	5.85	4.78	100

**Faculty B**

Que.	V.G	Good	Sat	Unsat	Total
1	9	9	1	0	19
2	12	7	0	0	19
3	16	3	0	0	19
4	11	8	0	0	19
5	15	1	2	0	18
6	14	3	0	2	19
7	12	4	2	1	19
8	10	5	3	1	19
9	15	1	1	2	19
10	15	2	2	0	19
Total	129	43	11	6	189
%Response	68.25	22.76	5.82	3.17	100

**Faculty C**

Que.	V.G	Good	Sat	Unsat	Total
1	7	9	3	0	19
2	10	8	1	0	19
3	11	6	2	0	19
4	8	10	1	0	19
5	16	2	1	0	19
6	12	2	3	1	18
7	10	5	3	1	19
8	11	4	3	1	19
9	9	4	5	1	19
10	14	4	1	0	19
Total	108	54	23	4	189
%Response	57.14	28.57	12.2	2.11	100

**Faculty D**

<b>Que.</b>	<b>V.G</b>	<b>Good</b>	<b>Sat</b>	<b>Unsat</b>	<b>Total</b>
1	7	12	0	0	19
2	9	9	1	0	19
3	11	8	0	0	19
4	4	14	0	0	18
5	13	4	2	0	19
6	12	3	0	3	18
7	13	2	4	0	19
8	10	6	3	0	19
9	9	6	4	0	19
10	10	7	2	0	19
Total	98	71	16	3	188
<b>%Response</b>	<b>52.12</b>	<b>37.76</b>	<b>8.51</b>	<b>1.59</b>	<b>100</b>

**Faculty E**

<b>Que.</b>	<b>V.G</b>	<b>Good</b>	<b>Sat</b>	<b>Unsat</b>	<b>Total</b>
1	5	14	0	0	19
2	9	9	1	0	19
3	12	5	2	0	19
4	4	14	1	0	19
5	11	2	4	2	19
6	13	3	0	2	18
7	11	7	1	0	19
8	12	3	1	3	19
9	12	6	1	0	19
10	11	6	2	0	19
Total	100	69	13	7	189
<b>%Response</b>	<b>52.91</b>	<b>36.5</b>	<b>6.87</b>	<b>3.7</b>	<b>100</b>

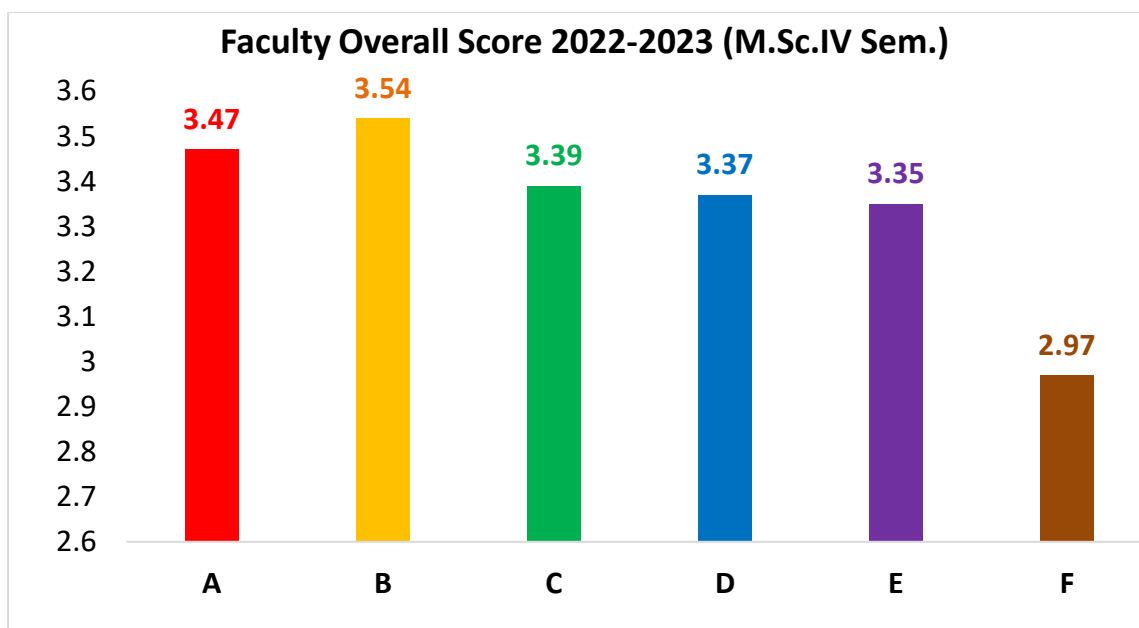
**Faculty F**

<b>Que.</b>	<b>V.G</b>	<b>Good</b>	<b>Sat</b>	<b>Unsat</b>	<b>Total</b>
1	4	10	2	2	18
2	6	7	5	1	19
3	8	6	3	1	18
4	6	6	5	2	19
5	10	3	5	0	18
6	10	2	2	4	18
7	9	2	6	2	19
8	9	1	7	2	19
9	11	0	7	1	19
10	9	6	4	0	19
Total	82	43	46	15	186
<b>%Response</b>	<b>44.08</b>	<b>23.11</b>	<b>24.7</b>	<b>8.06</b>	<b>100</b>

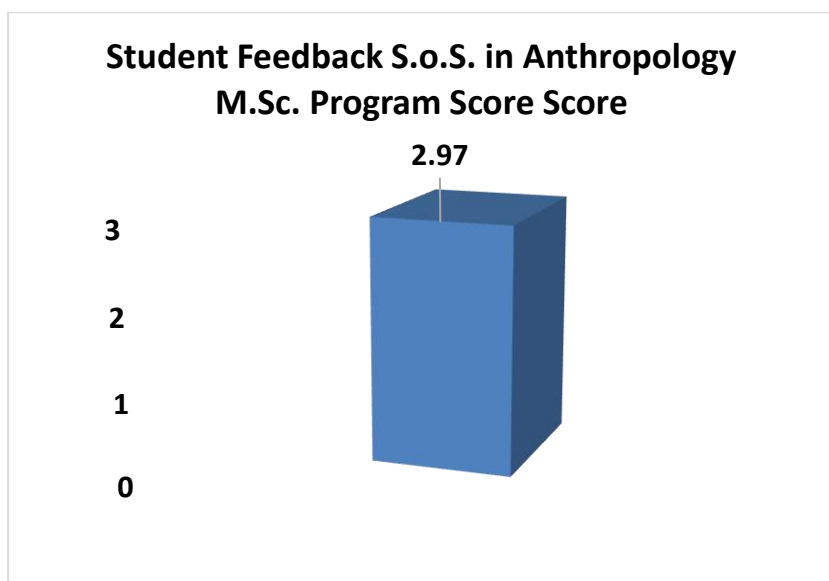
**School of Studies in Anthropology**  
**Pt. Ravishankar Shukla University, Raipur**  
**Feedback Report Session 2022-2023**

Percent response of faculty				
Faculty	V.G	Good	Sat	Unsat
A	66.48	22.87	5.85	4.78
B	68.25	22.76	5.82	3.17
C	57.14	28.57	12.16	2.11
D	52.12	37.76	8.51	1.59
E	52.91	36.5	6.87	3.7
F	44.08	23.11	24.73	8.06

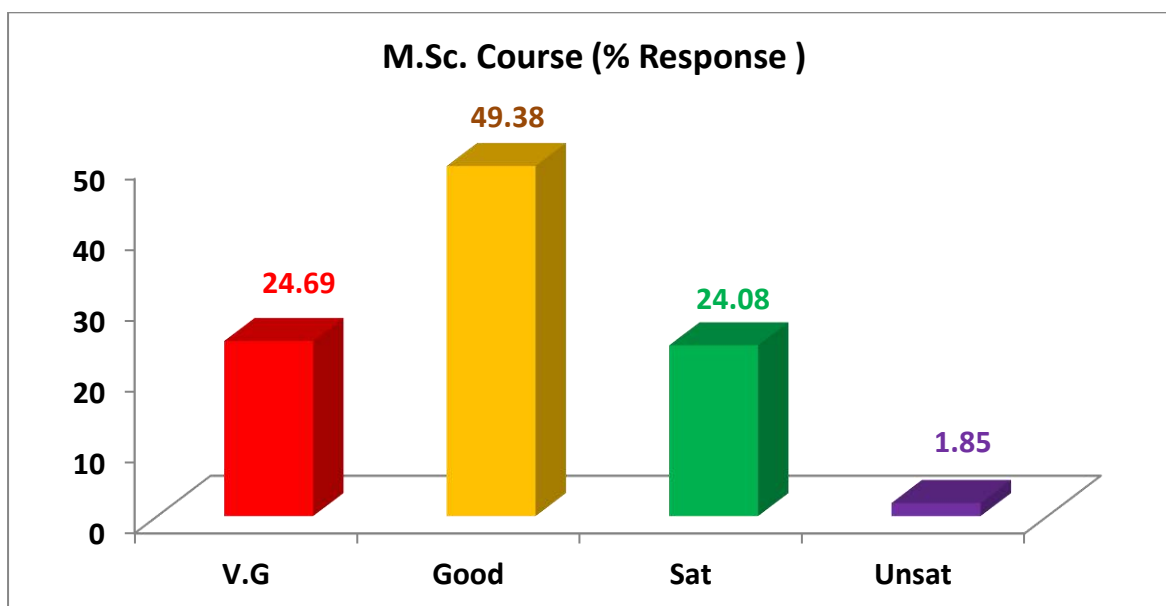
Faculty Overall Score 2022-2023 (M.Sc. IV Sem.)	
Faculty	Mean Score
A	3.47
B	3.54
C	3.39
D	3.37
E	3.35
F	2.97



M.Sc. Program Score		
Course	Subject	Score (Sem. IV)
M.Sc.	Anthropology	2.97



M.Sc. Course % Response				
	V.G	Good	Sat	Unsat
Subject	24.69	49.38	24.08	1.85



**School of Studies in Anthropology**  
**Pt. Ravishankar Shukla University, Raipur**

**Feedback Report Session 2022-2023 (M.Sc. IV Sem.)**

<b>Percent response of faculty</b>				
<b>Faculty</b>	<b>V.G</b>	<b>Good</b>	<b>Sat</b>	<b>Unsat</b>
<b>A</b>	<b>66.48</b>	<b>22.87</b>	<b>5.85</b>	<b>4.78</b>
<b>B</b>	<b>68.25</b>	<b>22.76</b>	<b>5.82</b>	<b>3.17</b>
<b>C</b>	<b>57.14</b>	<b>28.57</b>	<b>12.16</b>	<b>2.11</b>
<b>D</b>	<b>52.12</b>	<b>37.76</b>	<b>8.51</b>	<b>1.59</b>
<b>E</b>	<b>52.91</b>	<b>36.5</b>	<b>6.87</b>	<b>3.7</b>
<b>F</b>	<b>44.08</b>	<b>23.11</b>	<b>24.73</b>	<b>8.06</b>

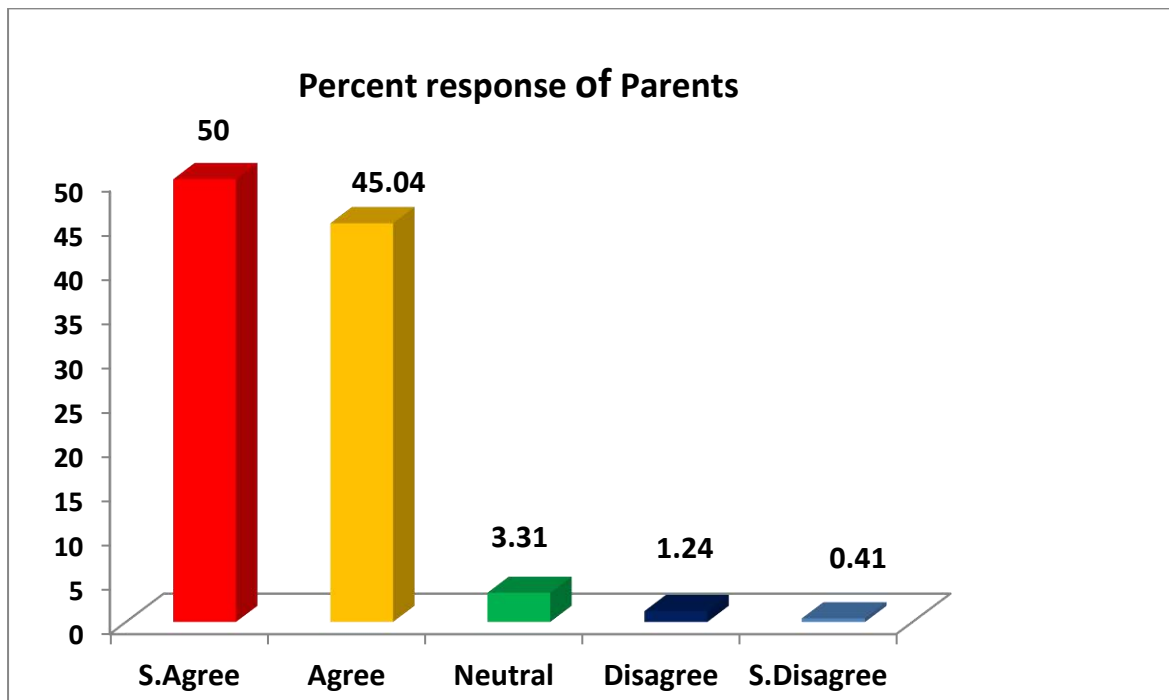
<b>Faculty</b>	<b>Mean Score</b>
<b>A (Dr. Ashok Pradhan)</b>	<b>3.47</b>
<b>B (Dr. Jitendra Premi)</b>	<b>3.54</b>
<b>C (Dr. Shailendra Kumar)</b>	<b>3.39</b>
<b>D (Dr. Laxminarayan Devangan)</b>	<b>3.37</b>
<b>E (Dr. Tulsi Rani Thakre)</b>	<b>3.35</b>
<b>F (Dr. Udit Kalyan)</b>	<b>2.97</b>

**School of Studies in Anthropology**  
**Pt. Ravishankar Shukla University, Raipur**

**Parents Feedback Report Session 2022-2023**

<b>Que.</b>	<b>S. Agree</b>	<b>Agree</b>	<b>Neutral</b>	<b>Disagree</b>	<b>S. Disagree</b>	<b>Total</b>
1	12	7	0	0	0	19
2	11	8	0	0	0	19
3	7	12	0	0	0	19
4	8	9	2	0	0	19
5	12	6	1	0	0	19
6	8	11	0	0	0	19
7	12	7	0	0	0	19
8	11	7	0	0	1	19
9	10	8	0	0	0	18
10	7	10	0	1	0	18
11	6	5	5	2	0	18
12	7	11	0	0	0	18
13	10	8	0	0	0	18
<b>Total</b>	<b>121</b>	<b>109</b>	<b>8</b>	<b>3</b>	<b>1</b>	<b>242</b>
<b>%Response</b>	<b>50</b>	<b>45.04</b>	<b>3.31</b>	<b>1.24</b>	<b>0.41</b>	<b>100</b>

<b>Percent response of Parents</b>				
<b>S. Agree</b>	<b>Agree</b>	<b>Neutral</b>	<b>Disagree</b>	<b>S. Disagree</b>
50	45.04	3.31	1.24	0.41



## Action Taken Report of Feedback

1. मानवविज्ञान अध्ययनशाला के छात्र-छात्राओं के द्वारा अंग्रेजी माध्यम में शिक्षण संबंधी समस्या को रखी गई।

निर्णय/चर्चा : उपरोक्त समस्या के संदर्भ में मानवविज्ञान अध्ययनशाला के जिन छात्र-छात्राओं को अंग्रेजी माध्यम में समस्या हो रही थी उन्हें अपने इंगलिश में सुधार करने तथा गुणवत्ता के आधार पर हिन्दी एवं इंगलिश दोनों माध्यम को अपने व्यवहार में लाने के लिए सुझाव दिया गया। एवं जब तक मानवविज्ञान अध्ययनशाला के छात्र-छात्राएँ अपने इंगलिश माध्यम में सुधार का कार्य कर रहे हैं, शिक्षकों द्वारा दोनों भाषाओं में अध्यापन करने का निर्णय लिया गया।

2. मानवविज्ञान अध्ययनशाला के छात्र-छात्राओं के द्वारा यूजीसी-नेट के पाठ्यक्रमों को उनके स्नातकोत्तर पाठ्यक्रम में सम्मिलित करने संबंधी सुझाव।

निर्णय/चर्चा : उपरोक्त सुझाव के संदर्भ में मानवविज्ञान अध्ययनशाला के छात्र-छात्राओं को अवगत कराया गया कि बोर्ड ऑफ स्टडीज के मीटिंग में स्नातकोत्तर पाठ्यक्रम में यूजीसी-नेट के पाठ्यक्रमों को सम्मिलित किया गया है एवं भविष्य में भी यदि यूजीसी के नेट संबंधित पाठ्यक्रम में किसी प्रकार का परिवर्तन होता है तो वह भी निश्चित रूप से स्नातकोत्तर के पाठ्यक्रम में सम्मिलित किया जाएगा।

  
अध्यक्ष  
(Prof. Ashok Pradhan)  
प्रो. अशोक प्रधान  
मानवविज्ञान अध्ययनशाला  
P. Ravishankar Shukla University  
Raipur (C.G.)



# **Sectional Feedback Analysis & Action Taken Report**

## **Session**

**July 2022- December 2022  
&  
January 2023- June 2023**

**Feedback from Students, Parents,  
Supporting Staff and Alumni**

**School of Studies in Biotechnology  
Pt. Ravishankar Shukla University, Raipur**

*Rishu*  
28/07/23  
Professor & Head  
SOS in Biotechnology  
Pt. Ravishankar Shukla University  
Raipur-492010 (C. G.)

# Feedback Inventory from Various Stakeholders

SN	Particulars	Courses	Session	Page no.
i	<b>Action Taken Report (ATR)</b>		<b>July 2022- June 2023</b>	
1	<b>Questionnaire -I</b>	M. Sc. I sem	July 2022- December 2022	
2	<b>Questionnaire -II</b>	M. Sc. I sem	July 2022- December 2022	
3	<b>Feedback from Parents</b>	M. Sc. I sem	July 2022- December 2022	
4	<b>Questionnaire -I</b>	M. Sc. III sem	July 2022- December 2022	
5	<b>Questionnaire -II</b>	M. Sc. III sem	July 2022- December 2022	
6	<b>Feedback from Parents</b>	M. Sc. III sem	July 2022- December 2022	
7	<b>Questionnaire -I</b>	M. Sc. II sem	January 2023- June 2023	
8	<b>Questionnaire -II</b>	M. Sc. II sem	January 2023- June 2023	
9	<b>Feedback from Parents</b>	M. Sc. II sem	January 2023- June 2023	
10	<b>Questionnaire -I</b>	M. Sc. IV sem	January 2023- June 2023	
11	<b>Questionnaire -II</b>	M. Sc. IV sem	January 2023- June 2023	
12	<b>Questionnaire -III</b>	M. Sc. IV sem	January 2023- June 2023	
13	<b>Feedback from Parents</b>	M. Sc. IV sem	January 2023- June 2023	
14	<b>Feedback from Staff</b>	Support Staff	2022- 2023	
15	<b>Feedback from</b>	Alumni Association of Biotechnology	2022- 2023	

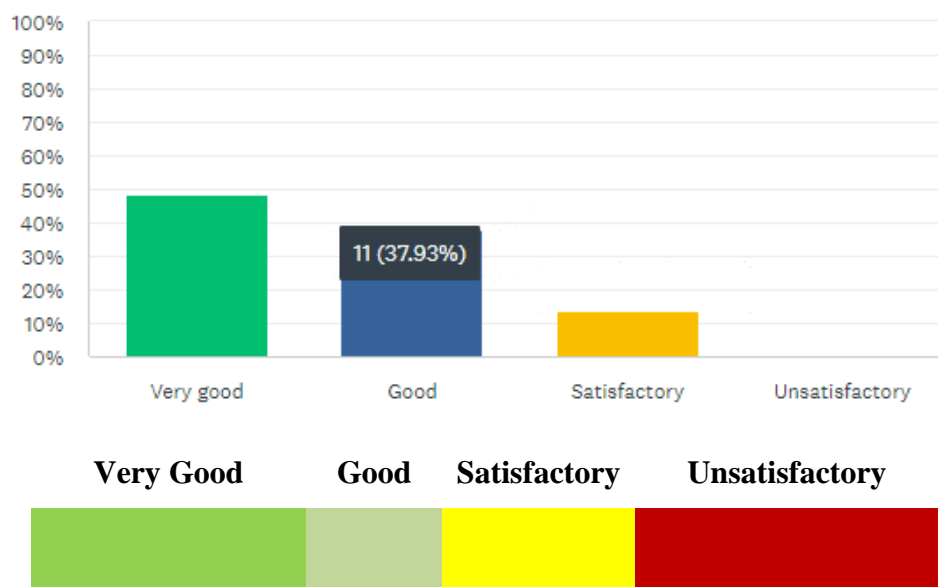
# A1. Feedback Inventory for Students

## (Questionnaire -1)

M. Sc. I sem.

Session: July 2022- December 2022

### Q\_Overall rating by Students



### Remarks

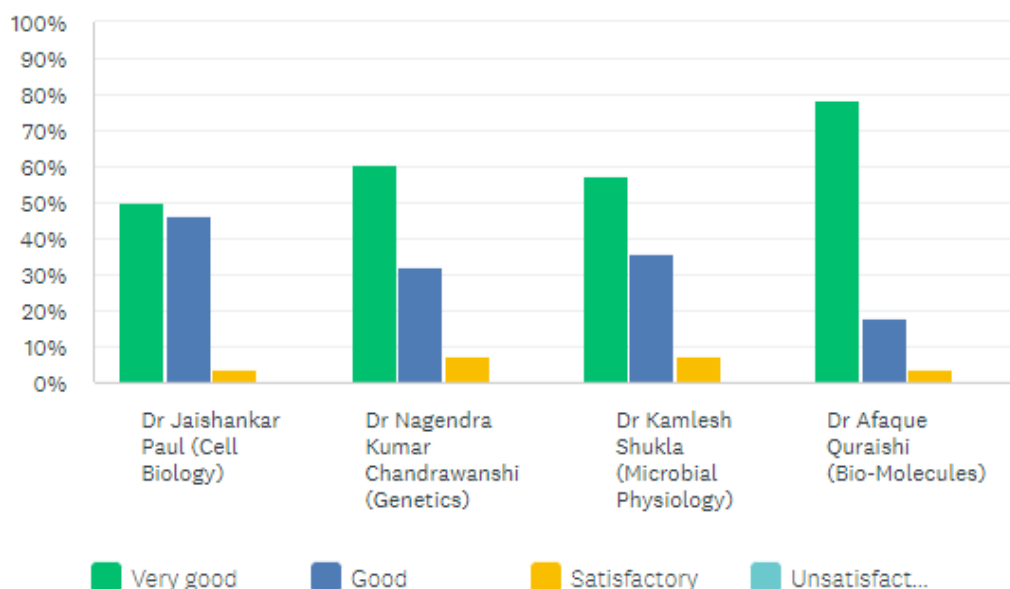
Parameters of Responses (%)				
Very Good	Good	Satisfactory	Unsatisfactory	Total Response
48.28	37.93	13.79	00.00	29.00

\* Details analysis sheet attached.

## A2. Feedback Inventory for Students (Questionnaire -II)

**M. Sc. I sem.**  
**Session: July 2022- December 2022**

### Q\_ Overall rating



Name of Teachers	Very good	Good	Satisfactory	Unsatisfactory
Dr. Jaishankar Paul (Cell Biology)	50.00 %	46.43%	3.57%	0.00%
Dr. Nagendra Kumar Chandrawanshi (Genetics)	60.71%	32.14%	7.14%	0.00%
Dr. Kamlesh Shukla (Microbial Physiology)	57.14%	35.71%	7.14%	0.00%
Dr.Afaqur Quraishi (Bio-Molecules)	78.57%	17.86%	3.57%	0.00%

**\* Details analysis sheet attached.**

# Suggestions

## S1

Add additional course detail in developmental biology

***Response: The papers on genetics and cell biology covered several important topics in developmental biology. Moreover, the upcoming Board of Studies meeting will address the suggested concerns.***

## S2

MCQ test should be organized in every unit and on the competitive level.

***Response: Regular unit tests are organized, including MCQs; will further emphasize the MCQs.***

## S3

Syllabus should be more related to competitive exam and some practice questions should be done rest all is very excellent.

***Response: We design the syllabus in light of the national-level competitive exams and update it regularly.***

## S4

Provide some extra classes for competitive exams related to the field and also give career guidance to the students.

***Response: The Department and University also provide focused career guidance and conduct remedial classes. We will put more effort into this direction.***

## A3. Feedback Inventory for Parents

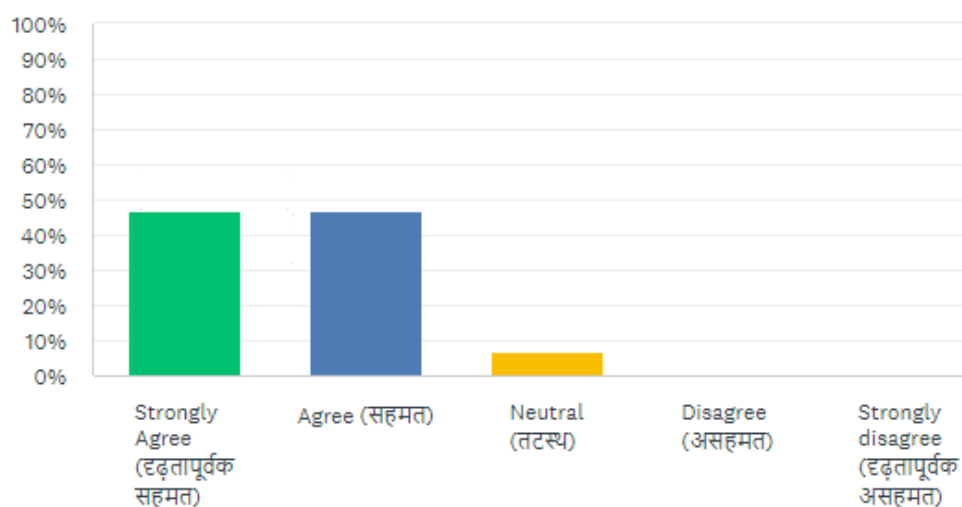
(M.Sc. I sem.)

Feedback from Parents,  
Session: July 2022- December 2022

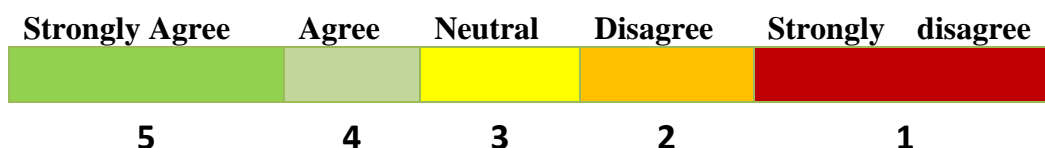
**Q\_Getting admission to the University for my ward is a matter of pride for me.**

(मेरे बेटे/बेटी के लिए विश्वविद्यालय में प्रवेश मिलना मेरे लिए गर्व की बात है।)

Answered: 30 Skipped: 0



### Scale



### Remarks

Parameters of Responses (%)				
Strongly Agree	Agree	Neutral	Disagree	Total Response
46.67	46.67	06.67	00.00	24.00

\* Details analysis sheet attached.

## Suggestions

### P1

While studying the University should conduct internship with best institute like (BIOCON,BHARAT BIOTECH, SERUM INSTITUTE OF INDIA, ASTRAZENCA,PANACEA BIOTECH,etc)

***Response: Definitely. Students from the school regularly conduct their M.Sc. dissertations at various nationally renowned institutes.***

### P2

The sports event which was held recently should be organized midsession so that every student should be focused on exam towards the end of the semester

***Response: Indeed.***

### P3

Teachers should give knowledge related subject and exam and whatever they want know

***Response: Teachers are well-versed in their subjects, cover the entire syllabus, provide hands-on training through practical exercises, regularly administer class tests to evaluate students based on the university exam pattern, conduct weekly seminars to enhance presentation skills and confidence, and also offer career guidance.***

### P4

ठीक है विश्व विद्यालय के हिसाब से

***Response: We strive diligently for continuous improvement.***

### P4

Great teaching area for my daughter

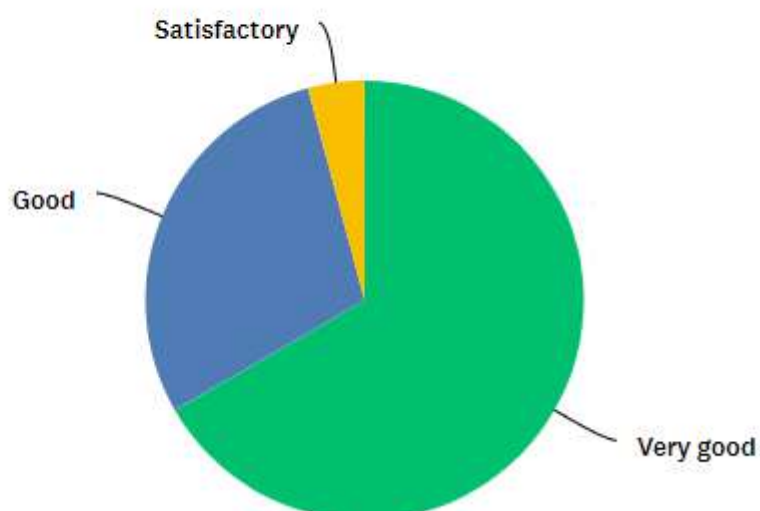
***Response: Same as P4.***

# B1. Feedback Inventory for Students (Questionnaire-I)

**M. Sc. III semester**  
**Session: July 2022- December 2022**

## Q\_ Overall rating

Answered: 24 Skipped: 0



## Remarks

Parameters of Responses (%)				
Very Good	Good	Satisfactory	Unsatisfactory	Total Response
66.67	29.17	04.17	00.00	24.00

\* Details analysis sheet attached.



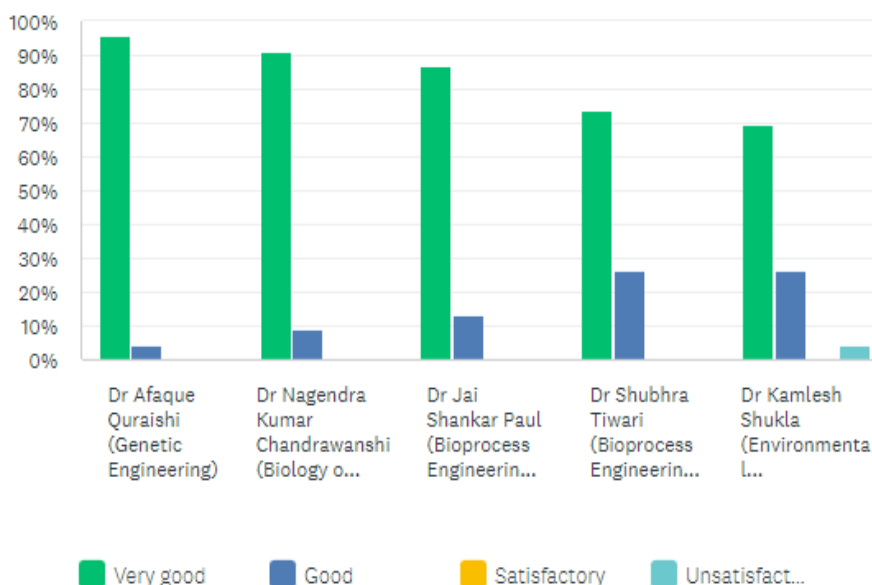
## B2. Feedback Inventory for Students (Questionnaire –II)

M. Sc. III sem.

Session: July 2022- December 2022

### Q\_Overall rating of the teacher

Answered: 23 Skipped: 0



Name of Teachers	Very good	Good	Satisfactory	Unsatisfactory
Dr Afaque Quraishi (Genetic Engineering)	95.65%	4.35%	0.00%	0.00%
Dr Nagendra Kumar Chandrawanshi (Biology of Immune System)	91.30%	8.70%	0.00%	0.00%
Dr Jai Shankar Paul (Bioprocess Engineering and Technology)	86.96%	13.04%	0.00%	0.00%
Dr Shubhra Tiwari (Bioprocess Engineering and Technology)	73.91%	26.09%	0.00%	0.00%
Dr Kamlesh Shukla (Environmental Biotechnology)	69.57%	26.09%	0.00%	4.35%

# Suggestions

## S1

Teacher should give knowledge related subject and exam and whatever they want know

***Response: Teachers possess extensive knowledge in their respective subjects, ensuring comprehensive syllabus coverage. They facilitate practical learning experiences by incorporating hands-on training exercises. Additionally, they diligently administer periodic class assessments in alignment with the university examination pattern to evaluate students' progress. To enhance students' presentation skills and boost their confidence, teachers organize weekly seminars. Furthermore, they provide valuable career guidance to assist students in making informed decisions about their future paths.***

## S2

All are good

***Response: We try hard meticulously for continuous improvement.***

## P3

All the teachers of our department are very nice... We all need help, they help us all, they support us, we understand or understand well...

***Response: Same as S2***

## S4

Sports and extracurricular activities should take place in between the regular classes. Not before exams. Overall everything's good.

***Response: Sure.***

## S5

No suggestions there are just giving there best

***Response: Same as S2***

## S6

Half day leave on Saturday

***Response: The academic schedule follows the guidelines set by the university. We will forward your request to the authorities.***

## S7

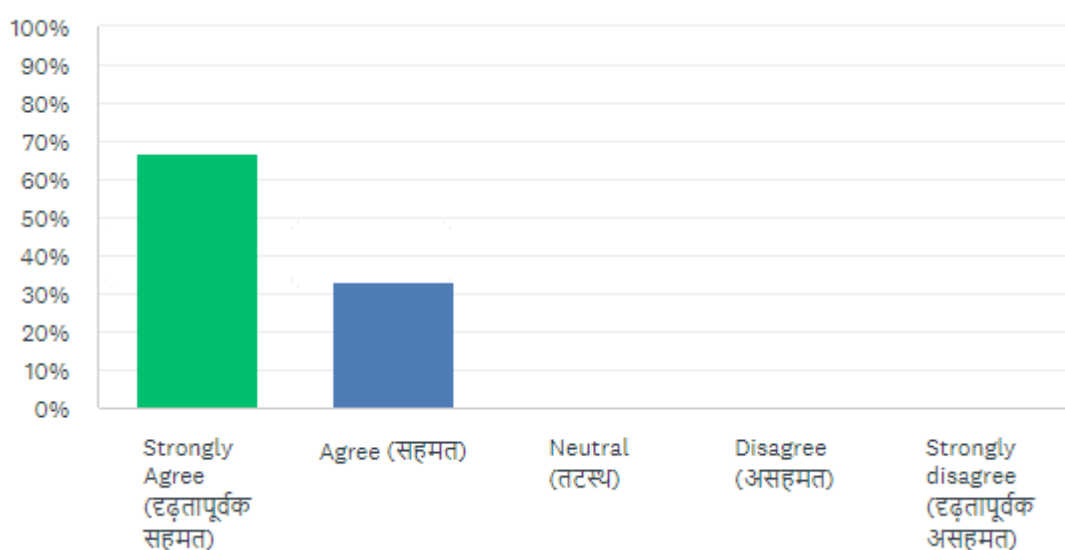
Need half day leave on Saturday

***Response: Same as S6***

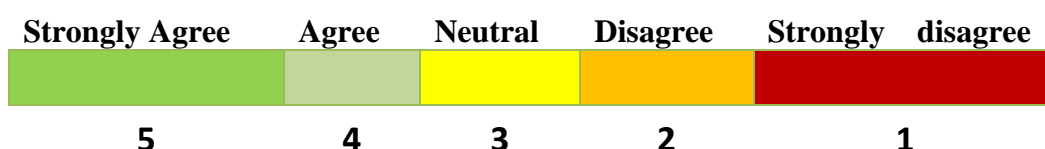
## B3. Feedback Inventory for Parents

### Feedback from Parents, Session: July 2022- December 2022

**Q\_Getting admission to the University for my ward is a matter of pride for me.**  
(मेरे बेटे/बेटी के लिए विश्वविद्यालय में प्रवेश मिलना मेरे लिए गर्व की बात है।)



### Scale



### Remarks

Parameters of Responses (%)				
Strongly Agree	Agree	Neutral	Disagree	Total Response
66.67	33.33	00.00	00.00	12.00

\* Details analysis sheet attached.

## Suggestions

**P1**

Everything is Good.

**Response:** *University authority and the Teaching fraternity always try to do their best for students to each achievable level.*

**P2**

Nothing

**Response:** *Same as P1*

**P1**

Half day leave on Saturday

**Response:** *The academic schedule follows the guidelines set by the university. We will forward your request to the authorities.*

**P3**

शारीरिक और बौद्धिक विकास के साथ-साथ खेलकूद सांस्कृतिक कार्यक्रम एकांकी नाटक समय-समय पर आयोजन किया जाना चाहिए

**Response:** *Yes. Throughout the year, various sports and cultural programs and competitions are organized at the department, university, state, and national levels.*

•

# C1. Feedback Inventory for Students (Questionnaire -1)

M.Sc. II sem.

Session: January 2023- June 2023

## Q\_Overall rating by Students



## Scale

Very Good	Good	Satisfactory	Unsatisfactory

## Remarks

Parameters of Responses (%)				
Very Good	Good	Satisfactory	Unsatisfactory	Total Response
16.13	74.19	09.68	00.00	23.00

\* Details analysis sheet attached.

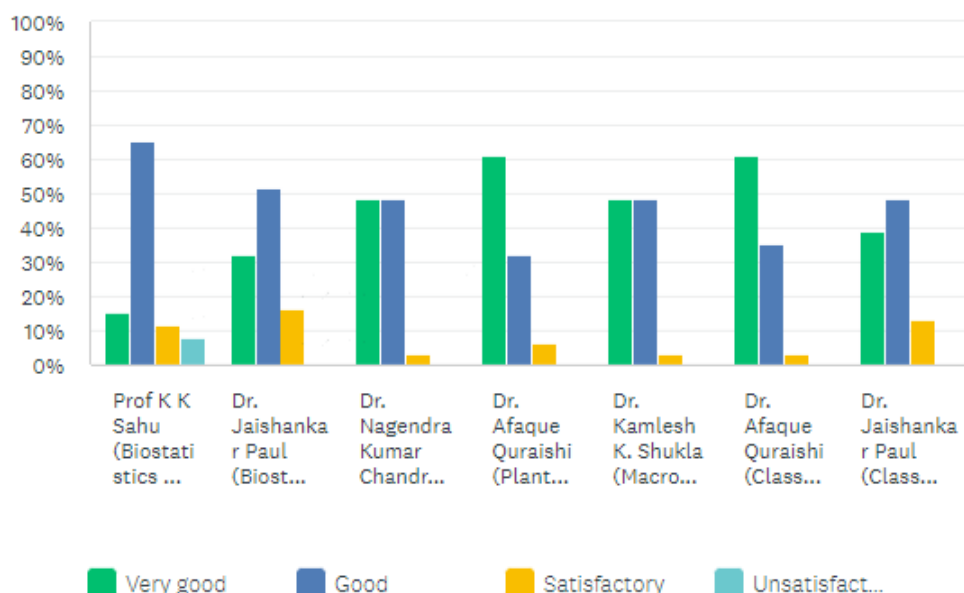
## C2. Feedback Inventory for Students (Questionnaire -2)

M.Sc. II sem.

Session: January 2023- June 2023

### Q\_Overall rating by Students

Answered: 31 Skipped: 0



### Scale

Very Good	Good	Satisfactory	Unsatisfactory

Teachers	Very Good	Good	Satisfactory	Unsatisfactory
Prof K K Sahu (Biostatistics & Computer Application in Biotechnology)	15.38%	65.38%	11.54%	07.69%
Dr. Jaishankar Paul (Biostatistics & Computer Application in Biotechnology)	32.26%	51.61%	16.13%	0.00%
Dr. Nagendra Kumar Chandrawanshi (Molecular Biology)	48.39%	48.39%	03.23%	0.00%
Dr. Afaque Quraishi (Plant Biotechnology)	61.29%	32.26%	06.45%	0.00%
Dr. Kamlesh K. Shukla (Macromolecules & Enzymology)	48.39%	48.39%	03.23%	0.00%
Dr. Afaque Quraishi (Class Seminar)	61.29%	35.48%	03.23%	0.00%
Dr. Jaishankar Paul (Class Seminar)	38.71%	48.39%	12.90%	0.00%

\* Details analysis sheet attached.

## Suggestions

### S1

Industrial visit and placement should be given to the students.

**Response:** *The University regularly organizes placements through its placement cell; its notifications are shared with the students and Alumni social media groups. Many interested candidates participated and benefitted. Industrial visits are routinely scheduled at academic sessions. The course curriculum already has a segment for industrial visits and internships.*

### S2

All facilities are good we want to guide for innovative idea and what would we do in future and humble request to provide internship and placement for our bright future.

**Response:** *Same as S1.*

### S3

All facilities are good and we want to guide new innovative idea and what would we do in future and humble request for please provide internship and placement. And thank you for hard working for us....

**Response:** *Same as S1.*

### S4

Industrial visit and classes for competitive exam

**Response:** *Same as S1. The school and university regularly organize classes and invited-lectures for career guidance. We formulate the syllabus that aligns with national-level competitive exams. Moreover, the university runs a UGC coaching cell targeting competitive exams.*

### S5

Classes for competitive exams like NET, ICAR, DBT etc

**Response:** *Same response S4.*

### S6

Good

**Response:** *University's whole system and Teaching fraternity always try to do the best for students to each achievable level.*

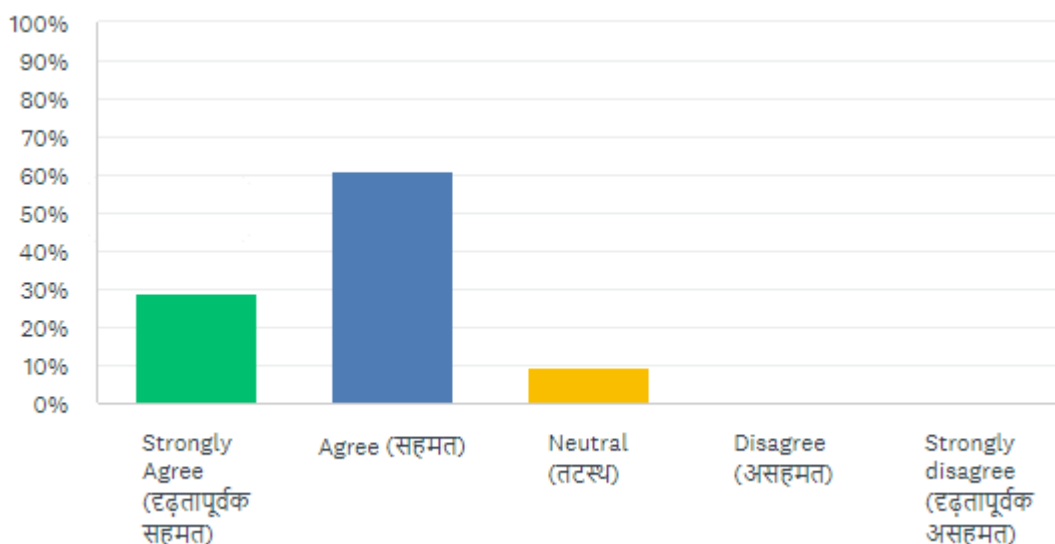
### C3. Feedback Inventory for Parents

#### Feedback from Parents (M.Sc. II sem. students)

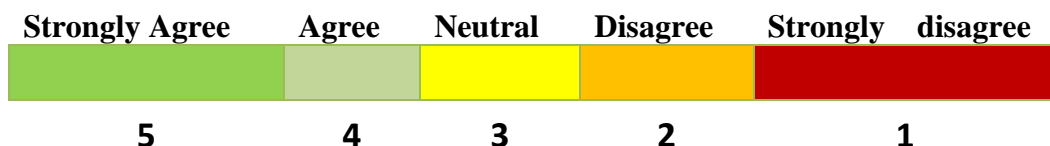
Session: January 2023- June 2023

**Q\_ Getting admission to the University for my ward is a matter of pride for me.**

(मेरे बेटे/बेटी के लिए विश्वविद्यालय में प्रवेश मिलना मेरे लिए गर्व की बात है।)



#### Scale



#### Remarks

Parameters of Responses (%)				
Strongly Agree	Agree	Neutral	Disagree	Total Response
29.03	61.29	09.68	00.00	12.00

\* Details analysis sheet attached.



# Suggestions

## P1

Good

**Response:** *University's whole system and the Teaching fraternity are always trying to do the best for students to each achievable level.*

## P2

university me placement aana chahiye

**Response:** *The University is regularly organizing placements through its placement cell; its notifications are shared with the students and Alumni social media groups. Many interested candidates participated and benefitted.*

## P3

Ok

**Response:** *Same as P1*

## P4

I want the college to focus on practical knowledge and employability of the students so they can get decent jobs after post graduation. Thanks.

**Response:** *The course curriculum 'syllabi' has focused wholly on practical and employability inclusion with a strengthened careers approach and dynamic learning outcomes. Thus, faculty members are always motivated to students vigorously participate in theory as well as practical classes.*

## P5

Proper care to each & every students

**Response:** *We have evolved the system to deal this important concern (Student Teacher mentors and Mentees, PTM, regular class tests, attendance and other academic progression feedback systems) and regular practice in round educational sessions. The faculty members interacted with students individually and discussed their progression in academics.*

## P6

Nothing

## P7

All good

**Response:** *Same as P1*

# D1. Feedback Inventory for Students (Questionnaire -I) M.Sc. IV sem. Session: January 2022- June 2022

## Q\_Overall rating

Answered: 14   Skipped: 0



## Scale

Very Good	Good	Satisfactory	Unsatisfactory

## Remarks

Parameters of Responses (%)				
Very Good	Good	Satisfactory	Unsatisfactory	Total Response
50.00	42.86	07.14	00.00	14.00

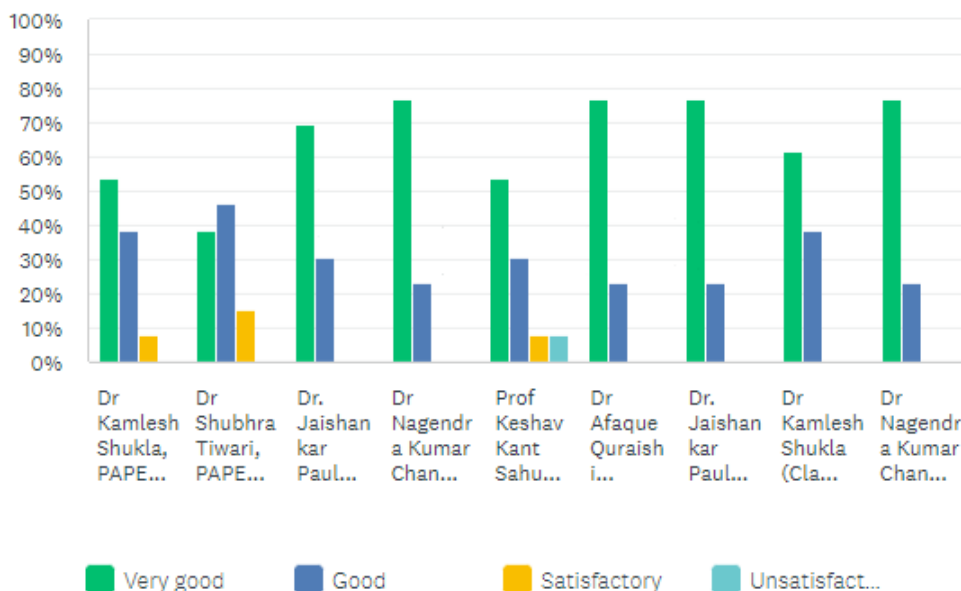
\* Details analysis sheet attached.

## D2. Feedback Inventory for Students (Questionnaire -II) M.Sc. IV sem.

**Session: January 2023- June 2023**

**Q\_Overall rating**

Answered: 13    Skipped: 0



Teachers	Very Good	Good	Satisfactory	Unsatisfactory
Dr Kamlesh Shukla, PAPER -13	53.85%	38.46%	07.69%	0.00%
Dr Shubhra Tiwari, PAPER-13	38.46%	46.15%	15.38%	0.00%
Dr Jaishankar Paul, PAPER-14	69.23%	30.77%	0.00%	0.00%
Dr Nagendra Kumar Chandrawanshi, PAPER-15	76.92%	23.08%	0.00%	0.00%
Prof Keshav Kant Sahu, PAPER 16	53.85%	30.77%	07.69%	07.69%
Dr Afaqur Quraishi PAPER-16	76.92%	23.08%	0.00%	0.00%
Dr. Jaishankar Paul, PAPER-16	76.92%	23.08%	0.00%	0.00%
Dr Kamlesh Shukla (Class Seminar)	61.54%	38.46%	0.00%	0.00%
Dr Nagendra Kumar Chandrawanshi (Class Seminar)	76.92%	23.08%	0.00%	0.00%

**\* Details analysis sheet attached.**

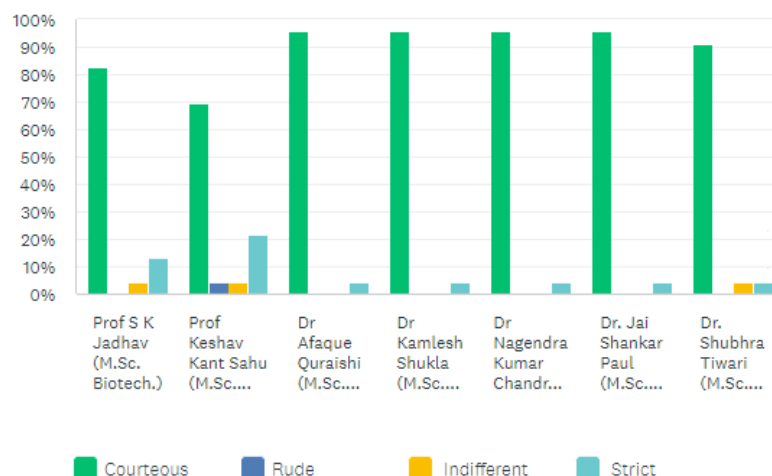
**No Suggestion**

## D3. Feedback Inventory for Students (Questionnaire -3)

M.Sc. IV sem.,  
Session: January 2023- June 2023

Q. Was the teacher?

Answered: 23 Skipped: 0



Teachers	Courteous	Rude	Indifferent	Strict
Prof S K Jadhav (M.Sc. Biotech.)	82.61%	0.00%	04.35%	13.04%
Dr. Keshav Kant Sahu (M.Sc. Biotech.)	69.57%	04.35%	04.35%	21.74%
Dr Afaqur Quraishi (M.Sc. Biotech.)	95.65%	0.00%	0.00%	04.35%
Dr Kamlesh Shukla (M.Sc. Biotech.)	95.65%	0.00%	0.00%	04.35%
Dr Nagendra K Chandrawanshi (M.Sc. Biotech.)	95.65%	0.00%	0.00%	04.35%
Dr. Jai Shankar Paul (M.Sc. Biotech.)	95.65%	0.00%	0.00%	04.35%
Dr. Shubhra Tiwari (M.Sc. Biotech.)	91.30%	0.00%	04.35%	04.35%

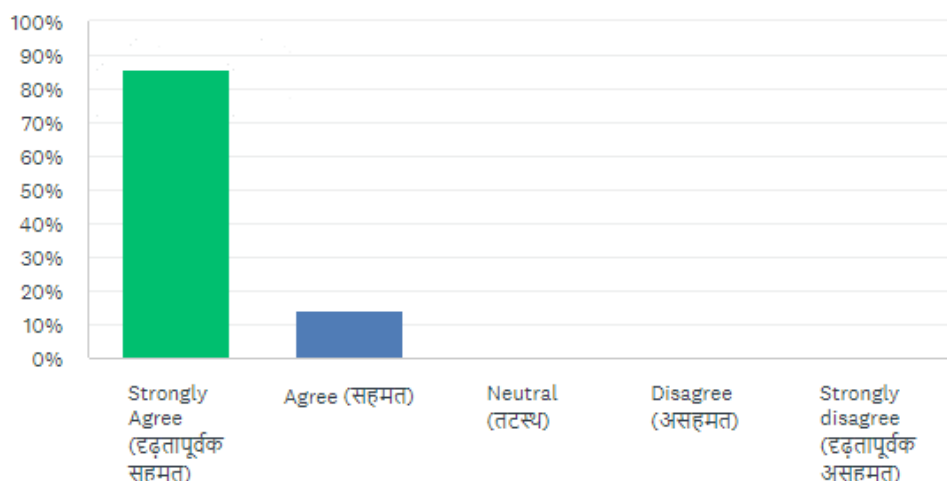
## D4. Feedback Inventory for Parents

### Feedback from Parents, M.Sc. IV


### Session January 2023- June 2023

Q- Getting admission to the University for my ward is a matter of pride for me (Based on).

Answered: 7 Skipped: 0



### Scale



### Remarks

	Parameters of Responses (%)				
Strongly Agree	Agree	Neutral	Disagree	Strongly disagree	Total Response
85.71	14.29	00.00	00.00	00.00	38

\* Details analysis sheet attached.

## Suggestions for further improvement:

### P1

राष्ट्रीय स्तर पर खेलकूद का आयोजन किया जाए

**Response:** *Throughout the year, various sports and cultural programs and competitions are organized at the department, university, state, and national levels.*

### P2

Give suggestions about his/her future career scope in their field

**Response:** *The University regularly organizes placements through its placement cell. The school and university regularly organize classes and invited-lectures for career guidance. We formulate the syllabus that aligns with national-level competitive exams. Moreover, the university runs a UGC coaching cell targeting competitive exams.*

### P3

University must have their own transport facility.

**Response:** *We forward the suggestion to the University administration.*

### P4

It would be great if the University have its own Canteen.

**Response:** *The staff council has communicated their suggestion to the University administration. However, despite the existence of the facility, the canteen services were discontinued due to unforeseen circumstances. Nevertheless, it is expected that the canteen services will be resumed in the future.*

### P5

No

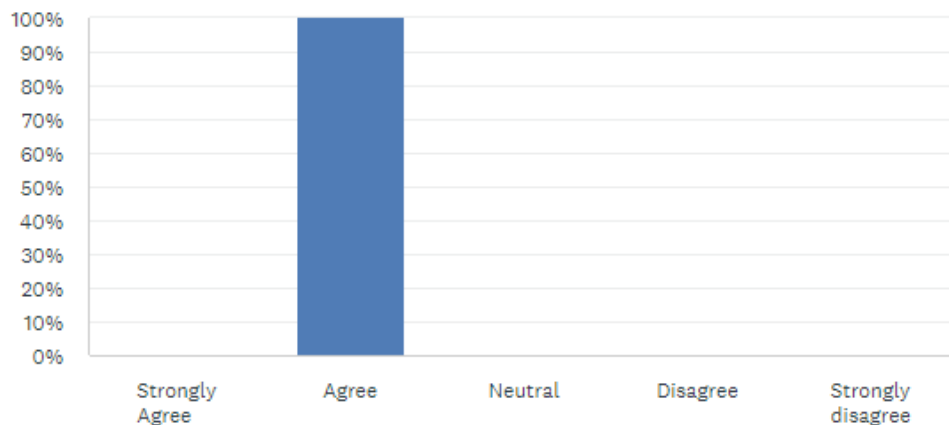
5/11/2023 12:10 pm

## E. Feedback from Support Staff

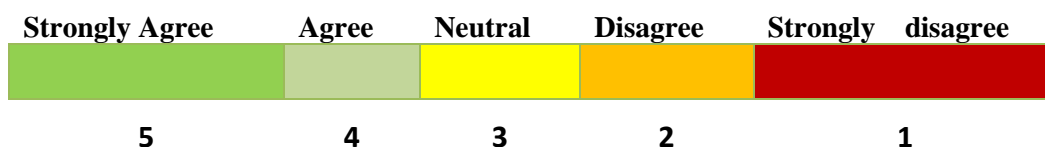
Session: 2022- 2023

Based on Q. 2: The procedures followed in the University are effective.

Answered: 3 Skipped: 0



Scale



Remarks

Parameters (%)					
Strongly Agree	Agree	Neutral	Disagree	Strongly disagree	Total Response
00.00	100.00	00.00	00.00	00.00	03

\* Details analysis sheet attached.

Suggestions for further improvement:

SS1

Promotion is due for long time. Its process should be fast.

**Response:** *The matter is forwarded to the university administration.*

SS2

There should be promotion scheme in University setup for RA.

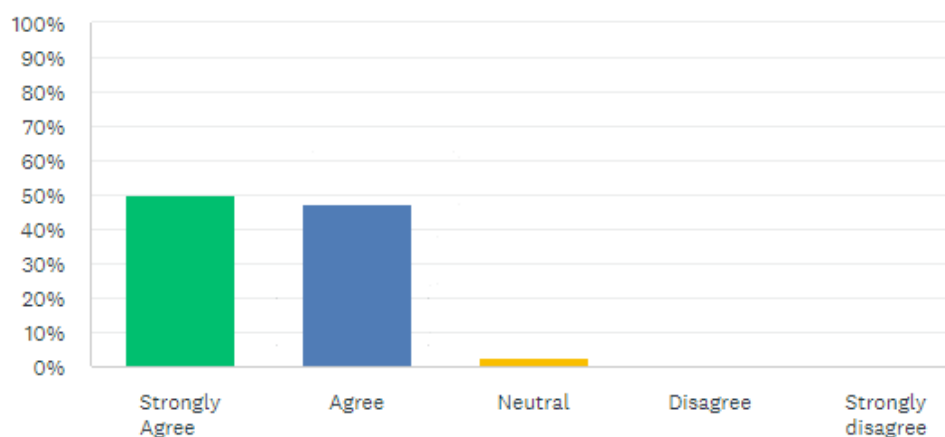
**Response:** *The issue is forwarded to the university administration.*

## F. Feedback Inventory for Alumni Alumni Association of Biotechnology

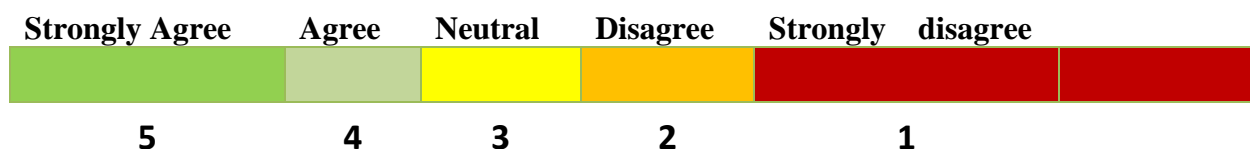
**Session: 2022-2023**

**Q\_PRSU is involving alumni in its activities.**

Answered: 40 Skipped: 0



### Scale



### Remarks

Parameters of Responses (%)				
Strongly Agree	Agree	Neutral	Disagree	Total Response
50.00	47.50	02.50	00.00	24.00

**\* Details analysis sheet attached.**

### Suggestions

#### AABM1

Please provide placements for students.

**Response:** *The University Placement Cell circulates notices continuously that are shared with the students and the official Alumni social media groups.*

#### AABM2



Keep organising Alumni meet every year

**Response:** *As per the association guideline, it should be once a year, and the Association regularly conducts it.*

### **AABM3**

MOU with Industries should be there so that it would help in placement of the students....

**Response:** *At the departmental and university levels, a process has been initiated under the banner of the Association. It is always requested and created for placement through industry-established alumni. However, there are still some alumni and current students who are not effectively communicating. A few have benefited from this initiative.*

### **AABM4**

BeRecognise as Identification centre for Bacteria and Fungi.

**Response:***The department has consistently focused on developing strategies to maintain an active segment within the consultancy service facility center.*

### **AABM5**

1. Placement opportunity for freshers (Industrial/ Pharma/Govt. & Private funding labs must be invited for placement hiring) 2. weekend off 3. work must be from Monday to Friday and timings can be from 9 am-3 pm 4. tea/ coffee must be served to each and every research scholar on a daily basis 5. Canteen must be there within a campus 6. More instruments like Scanning emission microscopes with EDAX and XRD must bring it in the NCNR.

**Response:**

**1.***Same as AABM1,*

**2&3.** *The academic schedule follows the guidelines set by the university. We will forward your request to the authorities.*

**4&5.** *The canteen services were discontinued due to unforeseen circumstances. Nevertheless, the canteen services will resume in the future.*

**6.***Forwarding the suggestion to the University administration.*

### **AABM6**

none

# **Action Taken Report**

1. Feedback received from Students, Parents, and Alumni were, analyzed using software; Monkey survey ([https://www.surveymonkey.com/home/?ut\\_source=header](https://www.surveymonkey.com/home/?ut_source=header)){28June 2023, 5.38 pm}.
2. Feedback details were discussed in the Staff Council Meeting (08.07.2023) of the School, in which members of this council were unanimously decided to take necessary steps to resolve the issues raised by the respondents. A summary of the report is mentioned below:

## **(a) Student is Overall Rating for the Programs**

Students of I, II, III, and IV semesters of M Sc were rated the program satisfactory and above. However, the school is constantly working for improvement of overall practice.

## **(b) Student is Overall Rating for the Teachers**

Most of the students of all the semesters rated the teachers as satisfactory and above. A few of the student's of IIIsemesters and I responded a few teachers as unsatisfactory. Chairperson of the Staff Council discussed it with the concerned ones for making necessary improvements in them.

## **(c) Feedback from Supporting Staff**

All the supporting staff showed their satisfaction towards university administration. Same was informed to the authorities.

**(d) Feedback from Parents**

Parents of all the students responded their satisfaction towards the efforts made by this School for grooming of their wards. However, for further improvement, valuable suggestions were received from the parents which were discussed in the Staff Council of this School.

**(e) Feedback from Alumni**

Most of the alumnus, except 2.5%, of this School was responded as quite satisfied and happy for the efforts made by this School. However, for further improvements, valuable suggestions were received from them, which were discussed in the Staff Council of this School.

*Rishav*  
Pr. 21/07/23  
SOS In Biotechnology  
Dr. Ravishanker Shukla University  
Raipur-492 010 (C. G.)

# School of Studies in Chemistry

## FEEDBACK ANALYSIS REPORT

(2022-2023)

### Feedback from Students:

We have collected feedback from students School of Studies in Chemistry, Pt. Ravishankar Shukla University, Raipur (C.G.). For this we have designed a special feedback form for curriculum development on faculty performance and subject review from academic year 2022-2023. The university draws feedback from student for continuous improvement in curriculum development and enrichment. For this session 2022-2023 the analysis of faculties performance and department is presented as under:

Discuss



21-3-2023  
Head

School Of Studies In Chemistry  
Pt. Ravishankar Shukla University  
RAIPUR (C.G.)

  
21.3.2023

  
21.03.23





**School of Studies in Chemistry**

**Action Taken Report**

**&**

**Summary of Analysis**

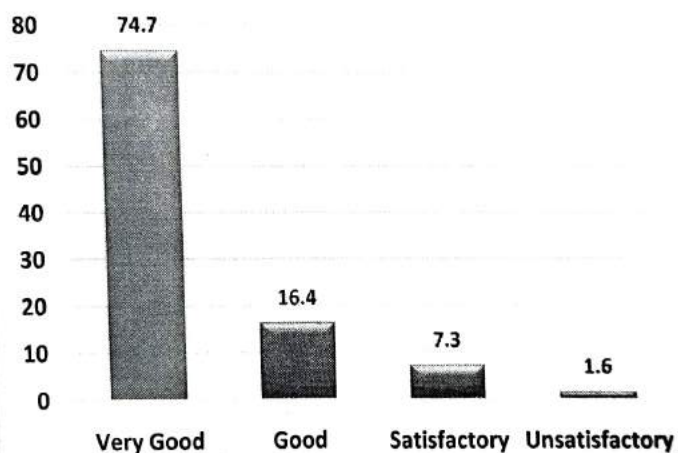
**Session : 2022-23**

**A. Feedback Inventory for Students**

**Parameter of Response (%) 2022-23, I-SEM**

Very Good	Good	Satisfactory	Unsatisfactory
74.7	16.4	7.3	1.6

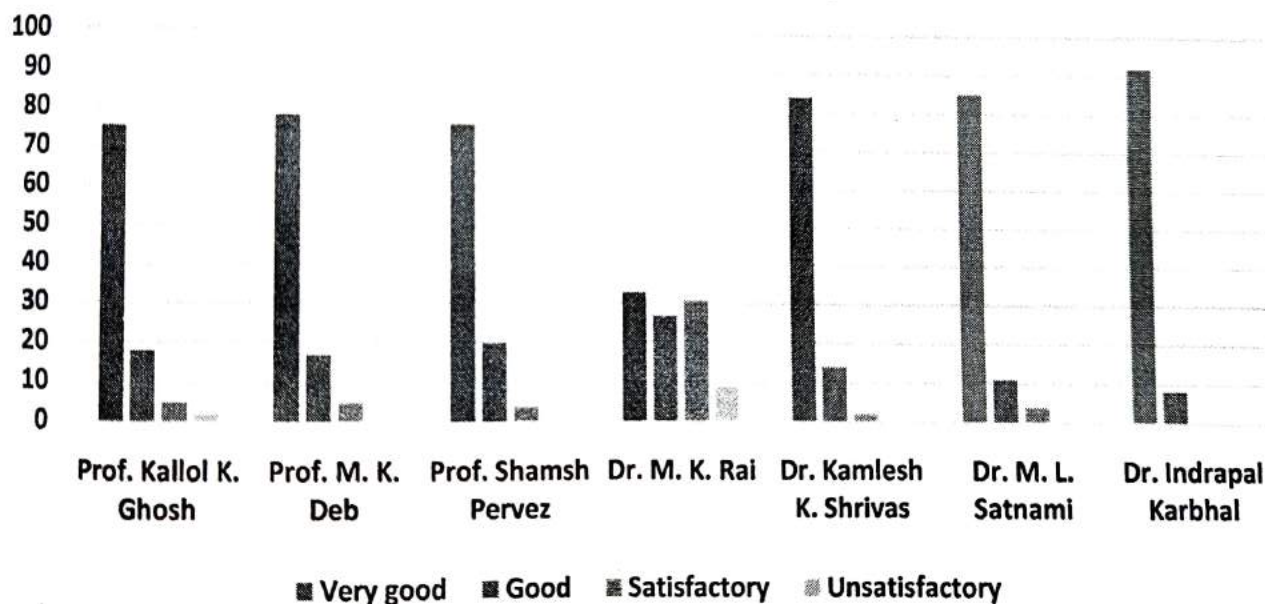
**2022-23 (I-SEM)**



### Session : 2022-23 [I SEM]

S.N.	TEACHERS	Very good	Good	Satisfactory	Unsatisfactory
1.	Prof. Kallol K. Ghosh	75	18	5	2
2.	Prof. M. K. Deb	78	17	5	0
3.	Prof. Shamsh Pervez	76	20	4	0
4.	Dr. M. K. Rai	33	27	31	9
5.	Dr. Kamlesh K. Shrivastava	84	14	2	0
6.	Dr. M. L. Satnami	85	11	4	0
7.	Dr. Indrapal Karbhal	92	8	0	0

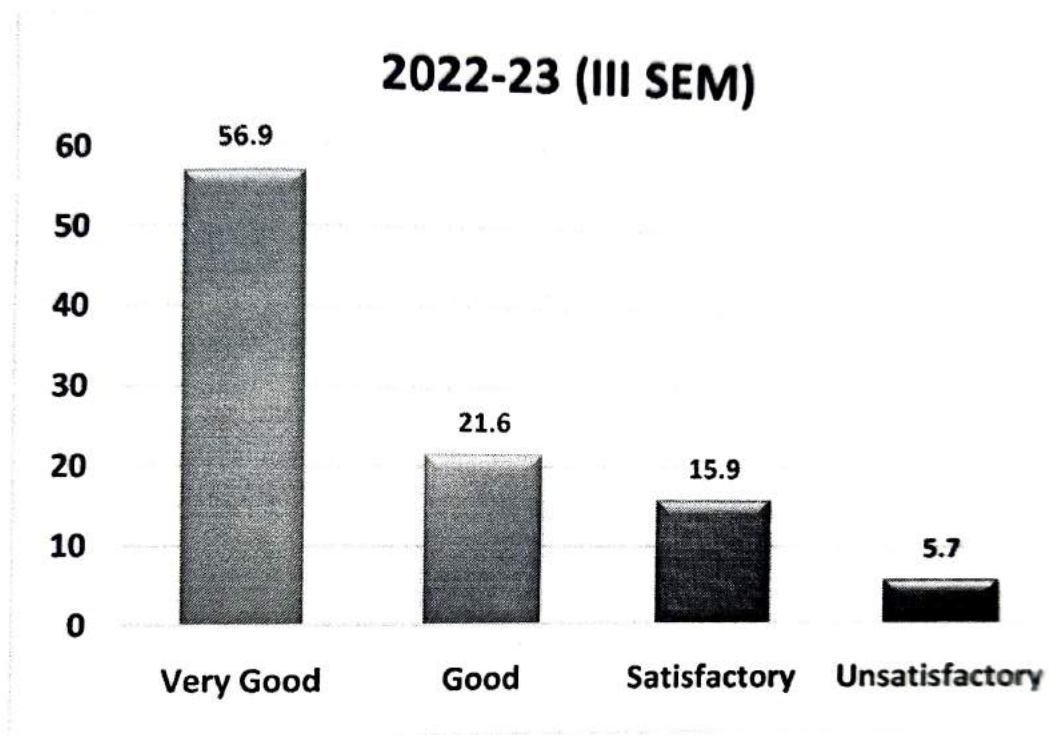
### Session 2022-23 [I SEM]





## Parameter of Response (%) 2022-23, III-SEM

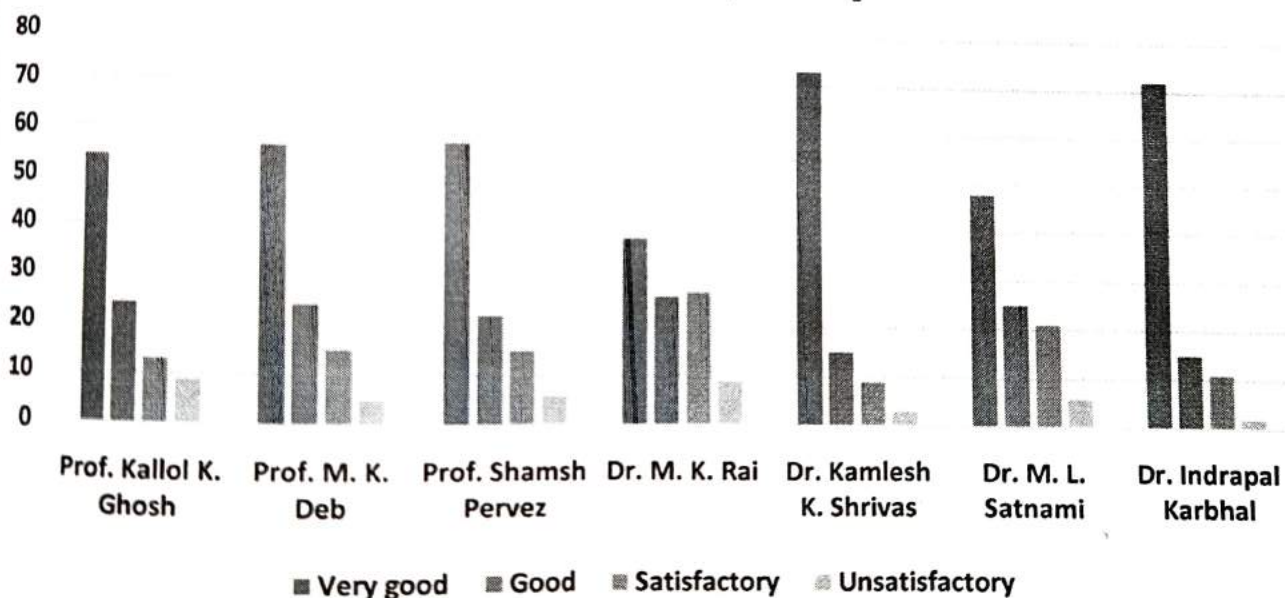
Very Good	Good	Satisfactory	Unsatisfactory
56.9	21.6	15.9	5.7



### Session : 2022-23 [III SEM]

S.N.	TEACHERS	Very good	Good	Satisfactory	Unsatisfactory
1.	Prof. Kallol K. Ghosh	54	24	13	9
2.	Prof. M. K. Deb	56	24	15	5
3.	Prof. Shamsh Pervez	57	22	15	6
4.	Dr. M. K. Rai	38	26	27	9
5.	Dr. Kamlesh K. Shrivastava	73	15	9	3
6.	Dr. M. L. Satnam	48	25	21	6
7.	Dr. Indrapal Karbhal	72	15	11	2

### Session 2022-23 [III SEM]







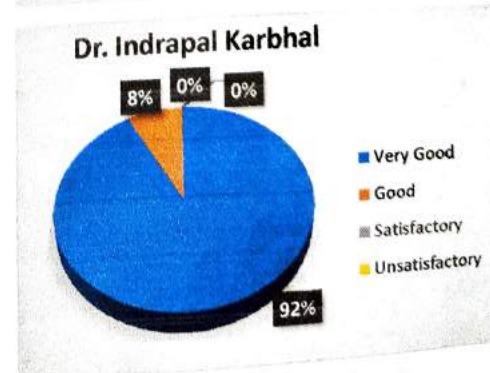
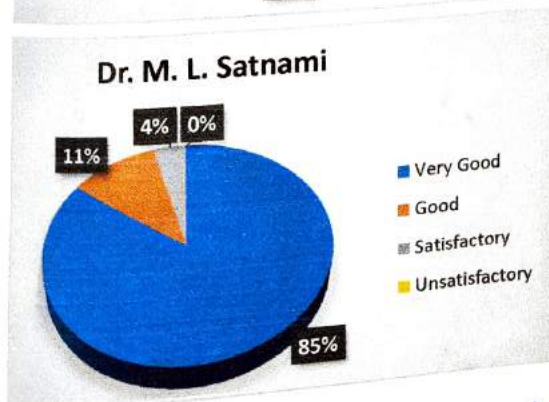
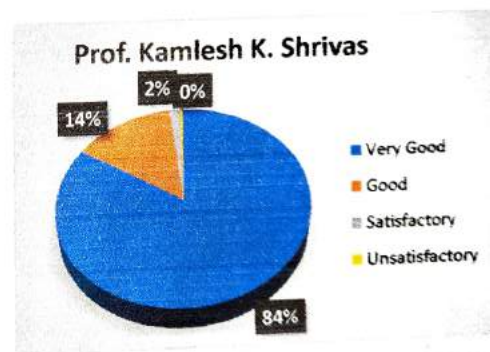
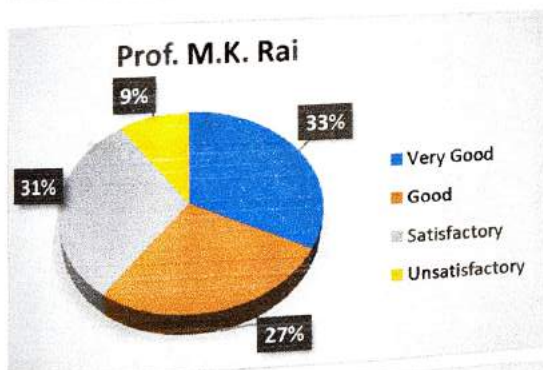
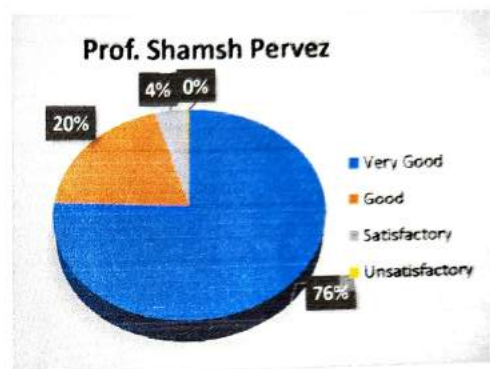
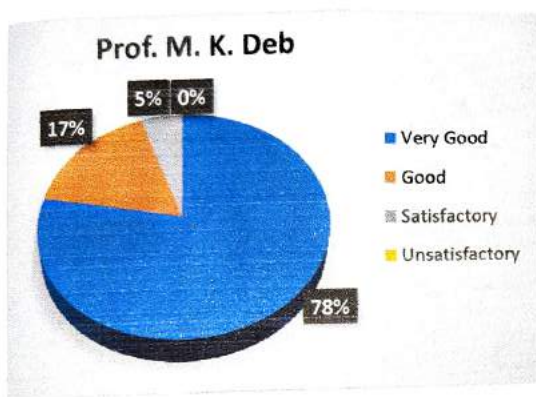
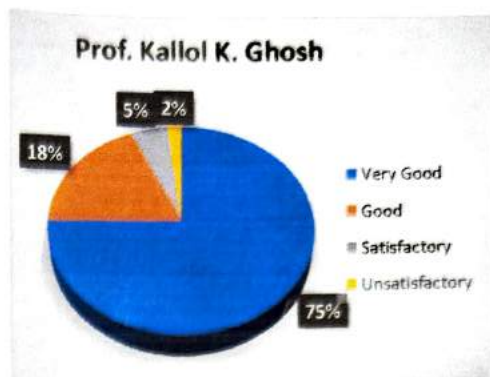
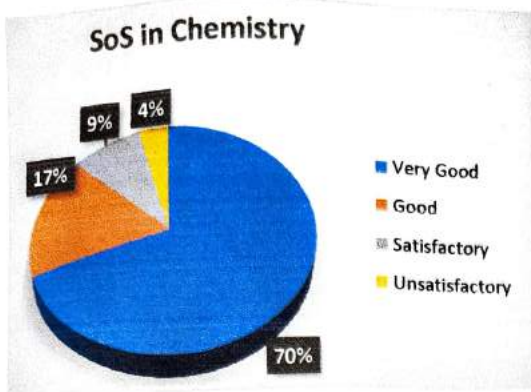
### **B. Action Taken Report**

The feedback given by the students were analyzed and discussed in staff council meeting. Suitable action was taken so as to satisfy the expectations of students. This further helped us to improve the teaching methodology and pedagogy as per the expectations of the students.



---

# School of Studies in Chemistry Feedback analysis (I Sem) 2022-2023



*[Signature]*  
21/3/23

*[Signature]*

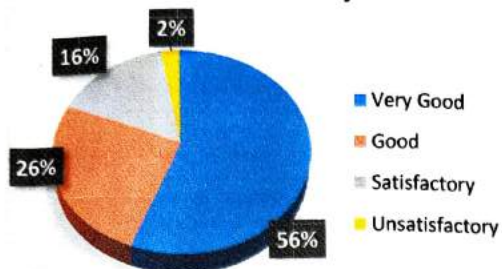
*[Signature]*

*[Signature]*

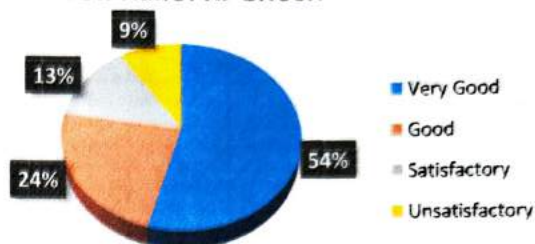
*[Signature]*  
**Dr. Kallol K. Ghosh**  
Professor and Head  
School of Studies in Chemistry  
Banshalankar Chakla University

# ✓ **School of Studies in Chemistry** **Feedback analysis (III Sem) 2022-2023**

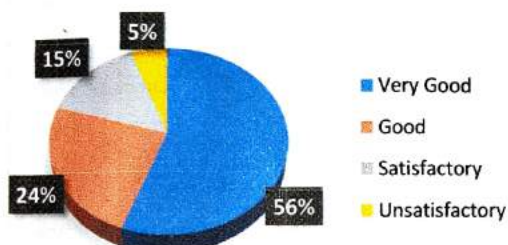
**SoS in Chemistry**



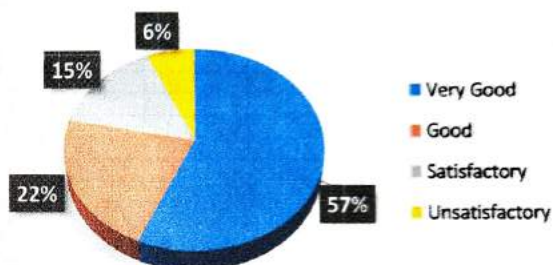
**Prof. Kallol K. Ghosh**



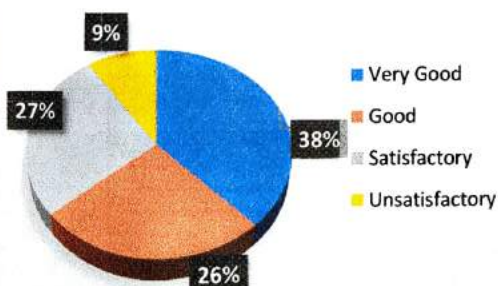
**Prof. M.K. Deb**



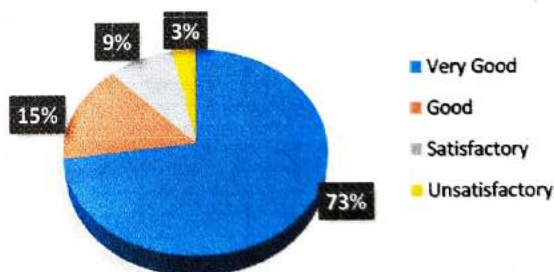
**Prof. Shamsh Pervez**



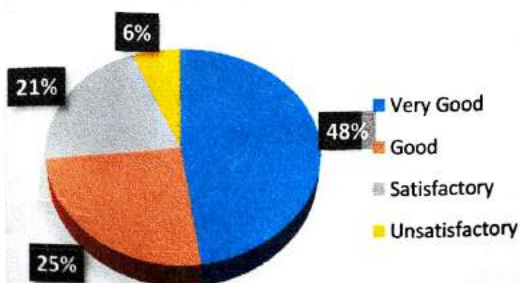
**Prof. M.K. Rai**



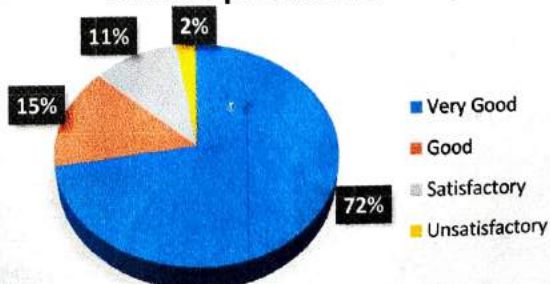
**Prof. Kamlesh K. Shrivastava**



**Dr. M.L. Satnami**



**Dr. Indrapal Karbhal**



*[Signature]*  
21.3.2023

*[Signature]*

*[Signature]*  
53

*[Signature]*

*[Signature]*  
Head  
School Of Studies in Chemistry  
Pt. Ravishankar Shukla University  
RAIPUR (C.G.)



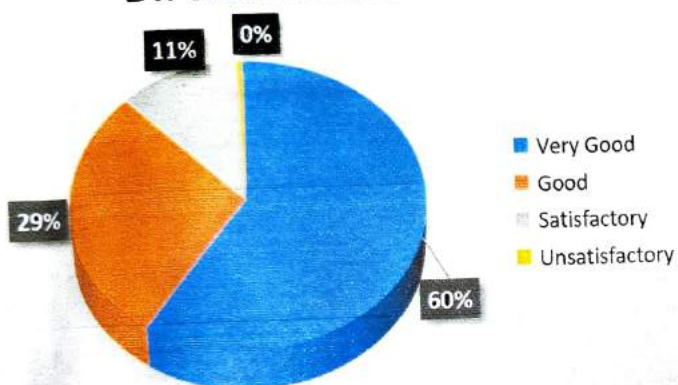
✓

# School of Studies in chemistry

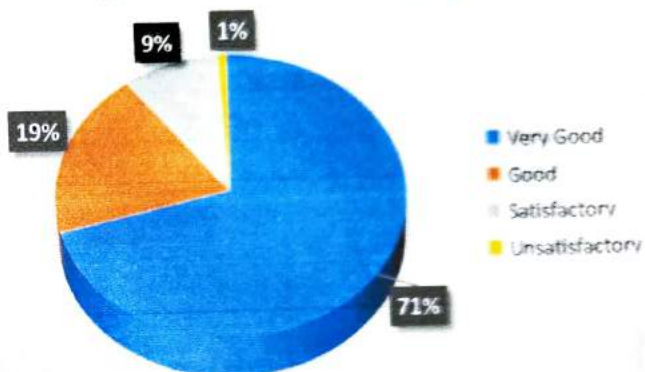
## Feedback Analysis 2022-2023

### I semester

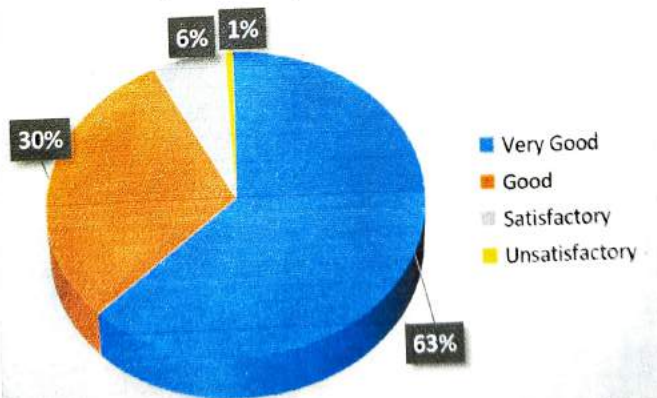
**Dr. Bhuneshwari Sahu**



**Mr. Anant Ram Satpathi**



**Dr. Sanyukta Patel**



*[Signature]*

*[Signature]*

*[Signature]*

*[Signature]*

*[Signature]*  
Head  
School of Studies in Chemistry  
Pt. Ravishankar Shukla University  
RAIPUR (C.G.)

# School of Studies in Computer Science & IT

Pt. Ravishankar Shukla University, Raipur, Chhattisgarh

## STUDENT FEEDBACK 2022-23

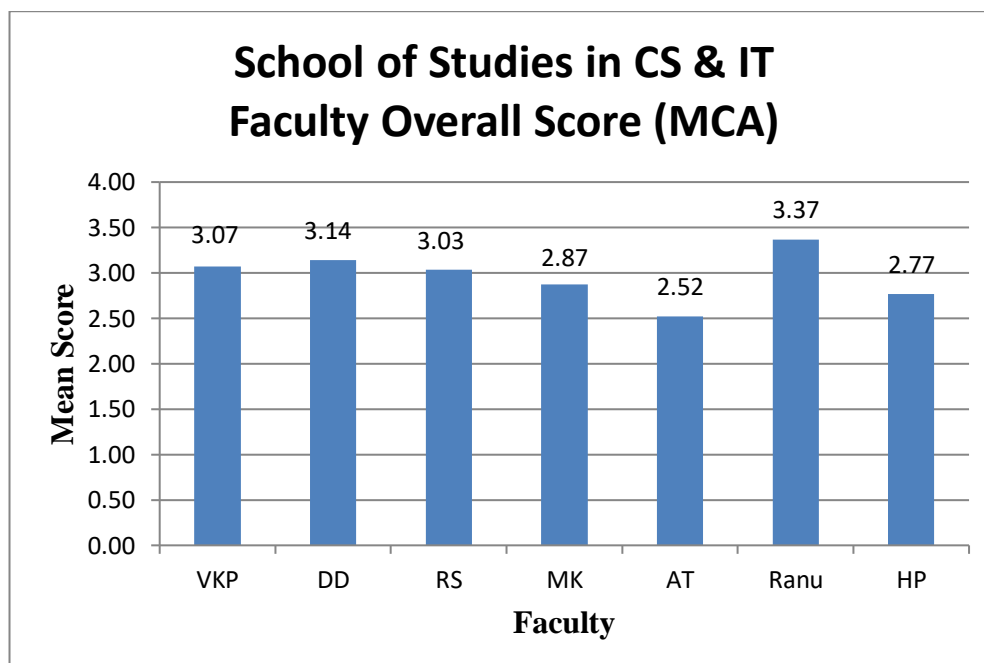
### Abbreviations used

NAMES OF FACULTY			
SK	Dr. Sanjay Kumar	MC	Manisha Chandrakar
VKP	Dr. V. K. Patle	MK	Mukesh Kashyap
DD	Deepak Kumar Deshmukh	HP	Harsha Pandey
RS	Rahul Singh	AT	Anju Tirkey
Ranu	Ranu Sao		

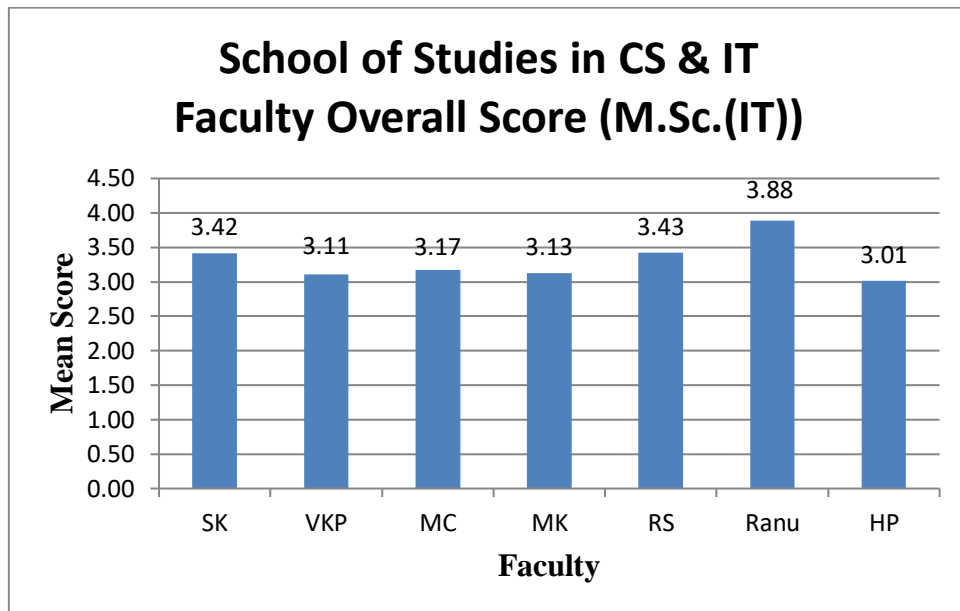


No. of students participating -MCA(113); MSc(IT)(48)=Total (161) ;  
Total faculty members - Permanent(02), Visiting Faculty(07).

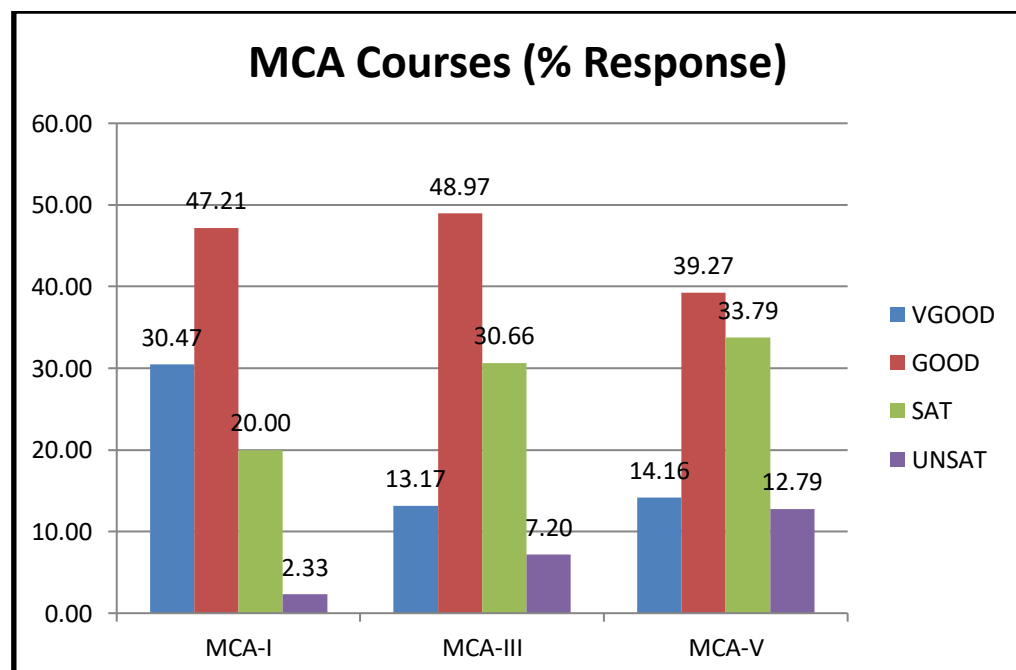
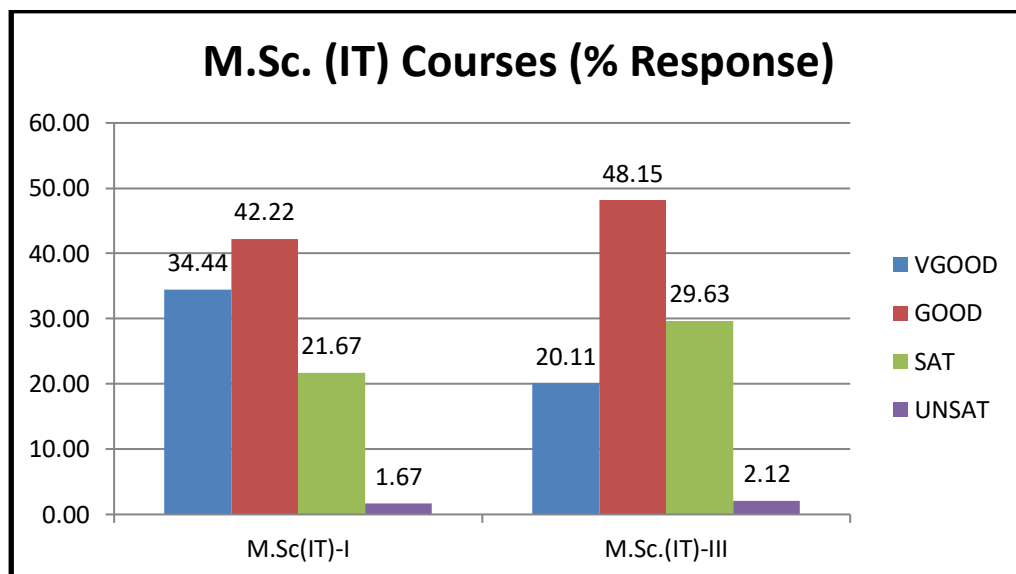
### MCA



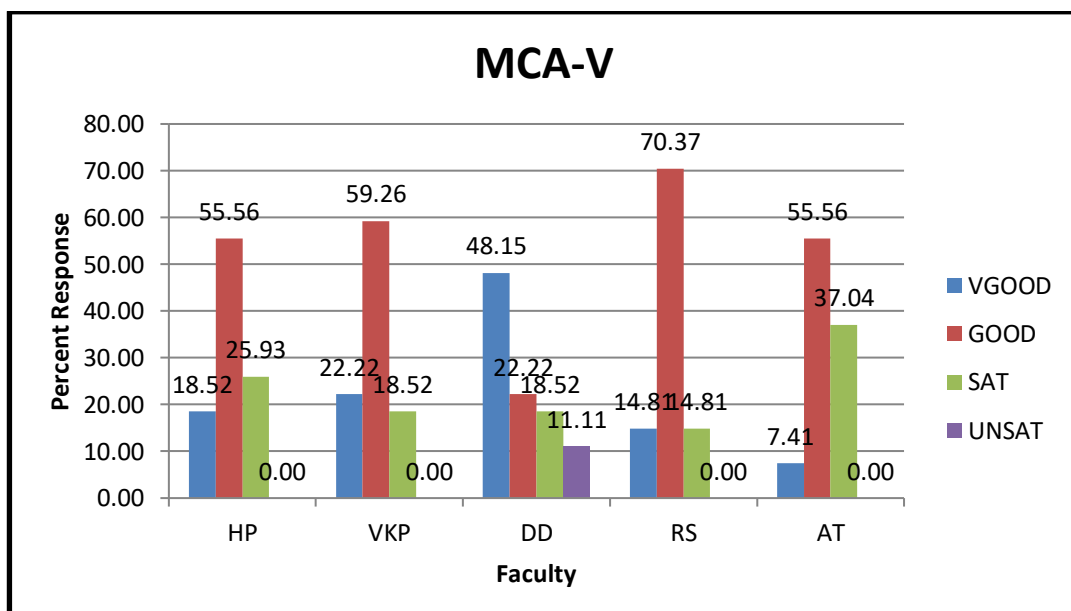
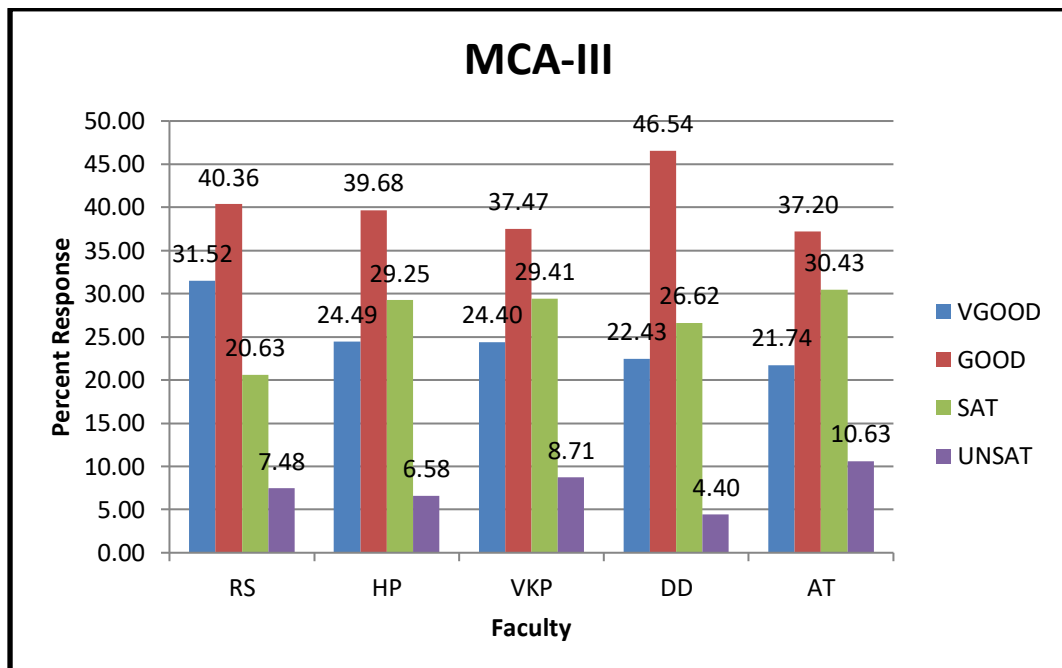
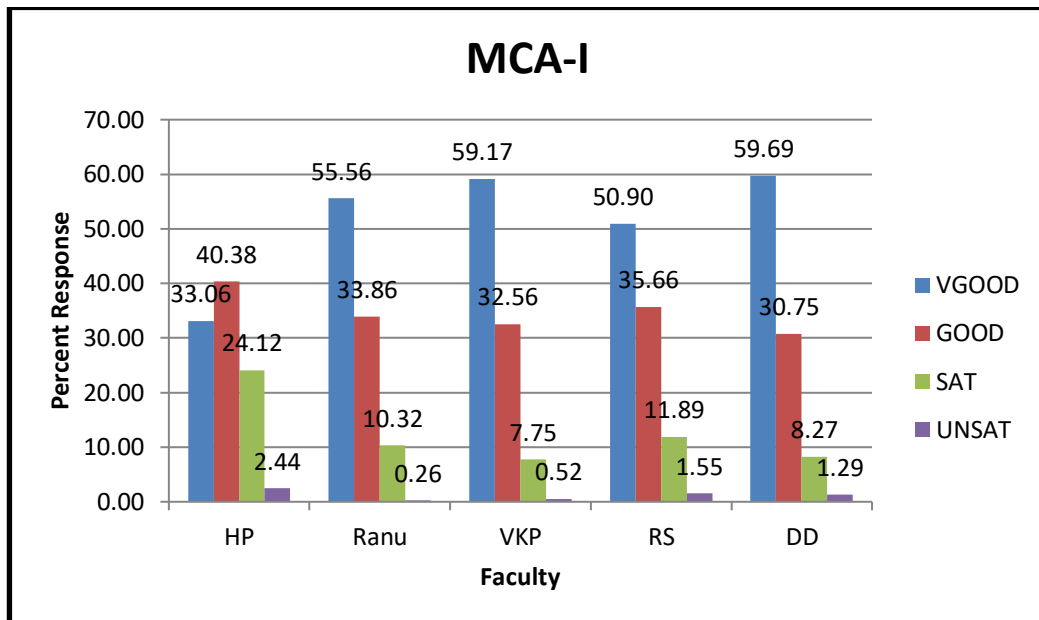
## M.Sc.(IT)



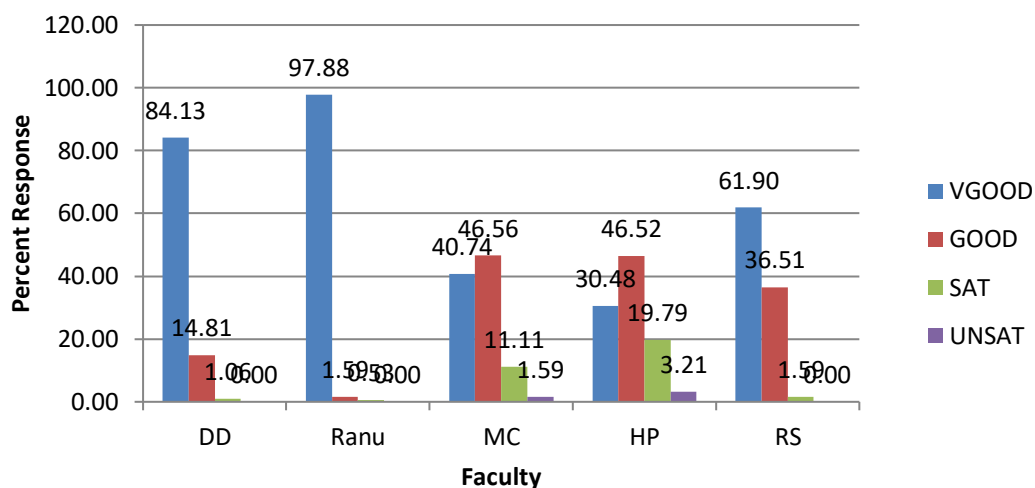
## PERCENT RESPONSE TO COURSES



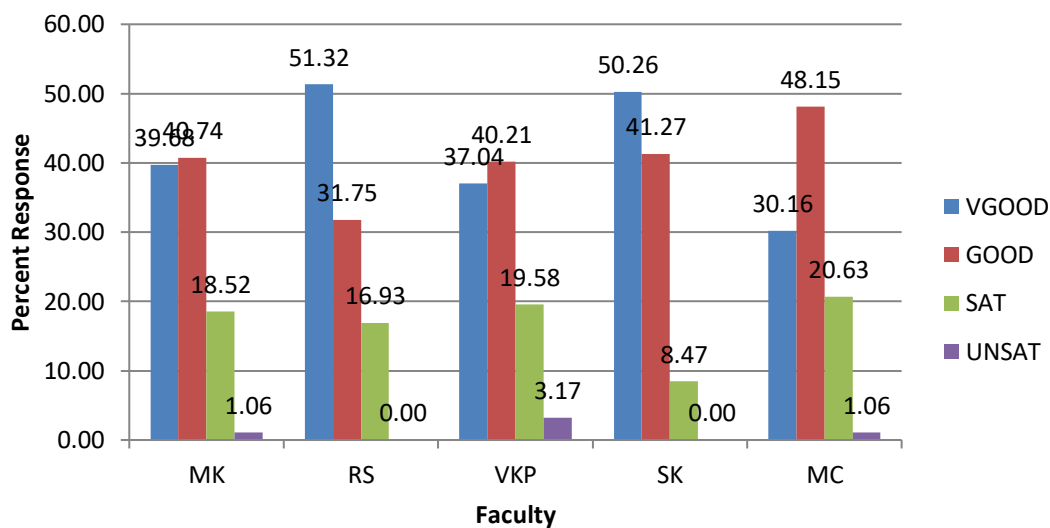
## PERCENT RESPONSE TO FACULTY



## M.Sc.(IT)-I



## M.Sc.(IT)-III



## ACTION TAKEN REPORT

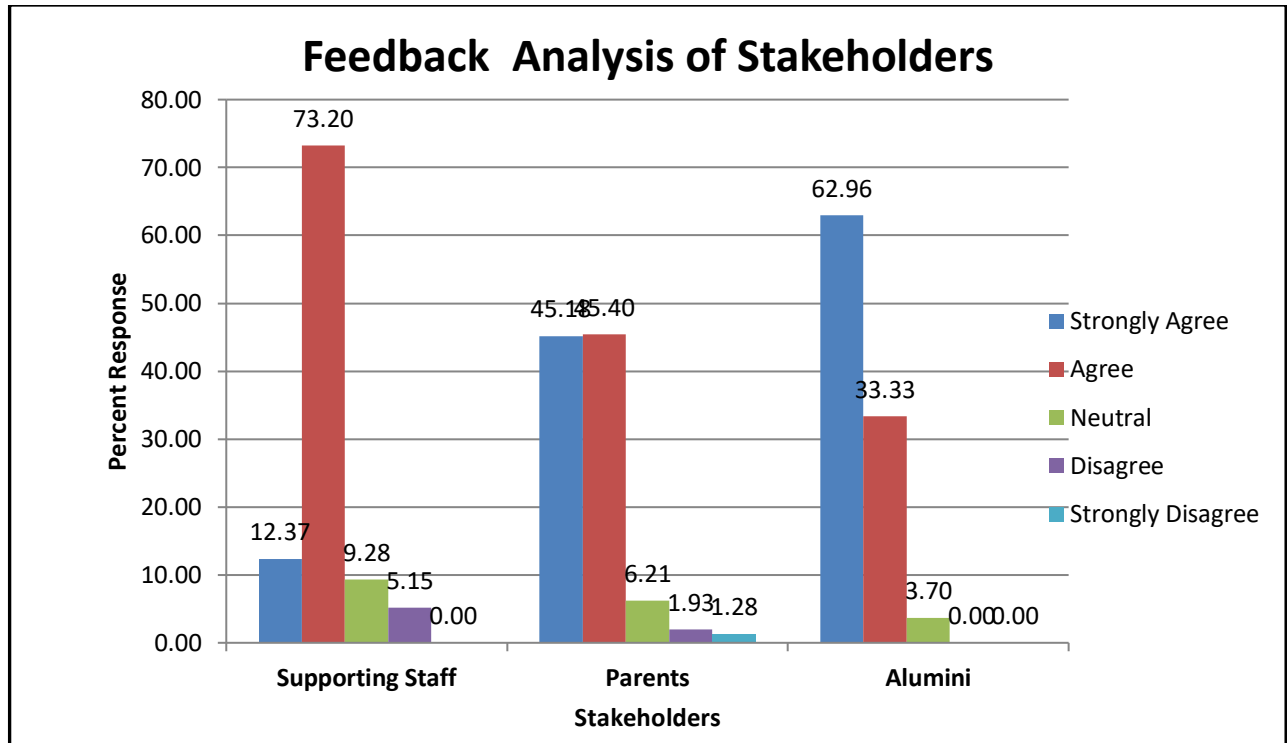
The overall score given by students to the faculty was circulated among the faculty members and necessary directions were given to the teachers for further improvement.

**Head**



## PERCENT RESPONSE TO STAKEHOLDERS

	Strongly Agree	Agree	Neutral	Disagree	Strongly Disagree
<b>Supporting Staff</b>	12.37	73.20	9.28	5.15	0.00
<b>Parents</b>	45.18	45.40	6.21	1.93	1.28
<b>Alumini</b>	62.96	33.33	3.70	0.00	0.00



**SoS in Economics**  
**Pt. Ravishankar Shukla University**  
**Raipur (C.G.) 492010**

**Student Feedback Report 2022-23**

**Abbreviations used**

Abbreviations	Name of Faculty
<b>A</b>	Dr. Ravindra Brahme
<b>B</b>	Dr. R. Prasad
<b>C</b>	Dr. B. L. Sonekar
<b>D</b>	Dr. Archana Sethi
<b>E</b>	Dr. Sunil Kumeti
<b>F</b>	Dr. Pragati Krishnan

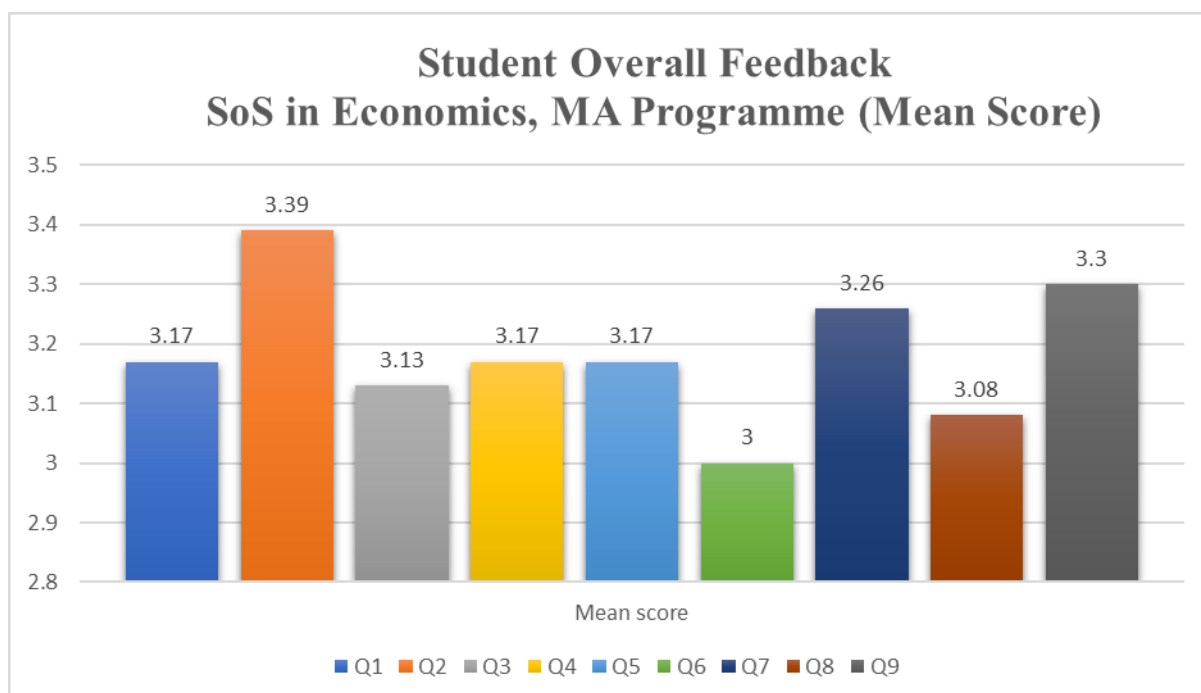
SCORING			
4	3	2	1
<b>A</b>	<b>B</b>	<b>C</b>	<b>D</b>
Very good	Good	Satisfactory	Unsatisfactory

No. of students participating –M.A. Economics IV Sem = 23

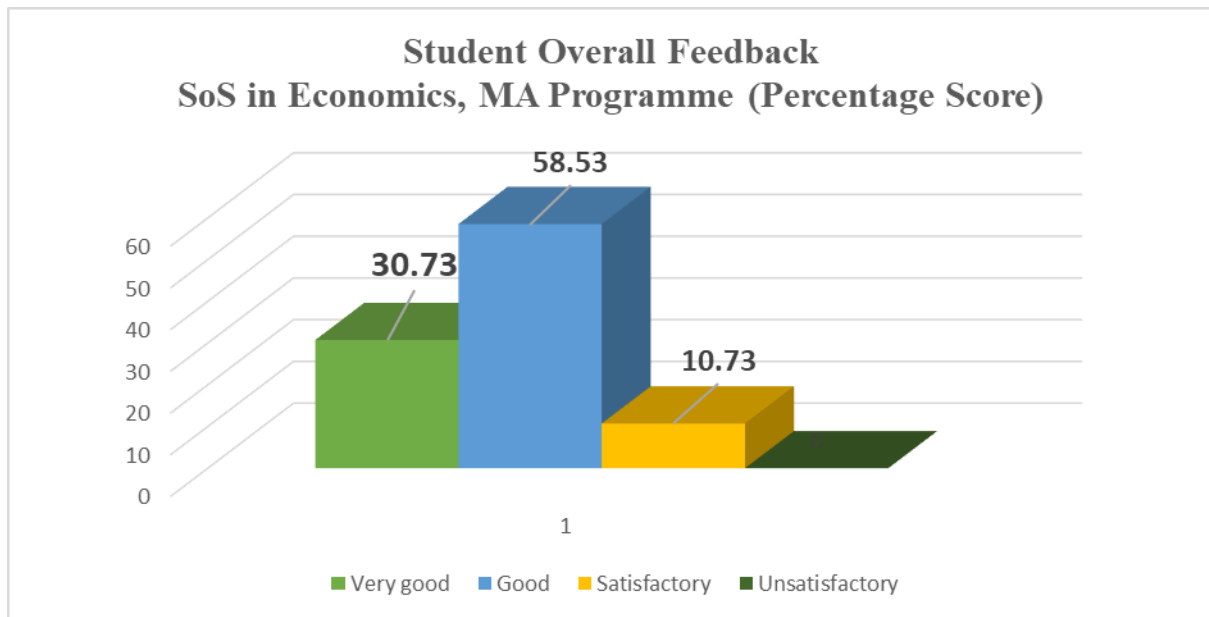
Total No. of students –M.A. Economics IV Sem = 23

Total faculty members Permanent (5) = Total 06

**M.A. Programme Student Overall Feedback**

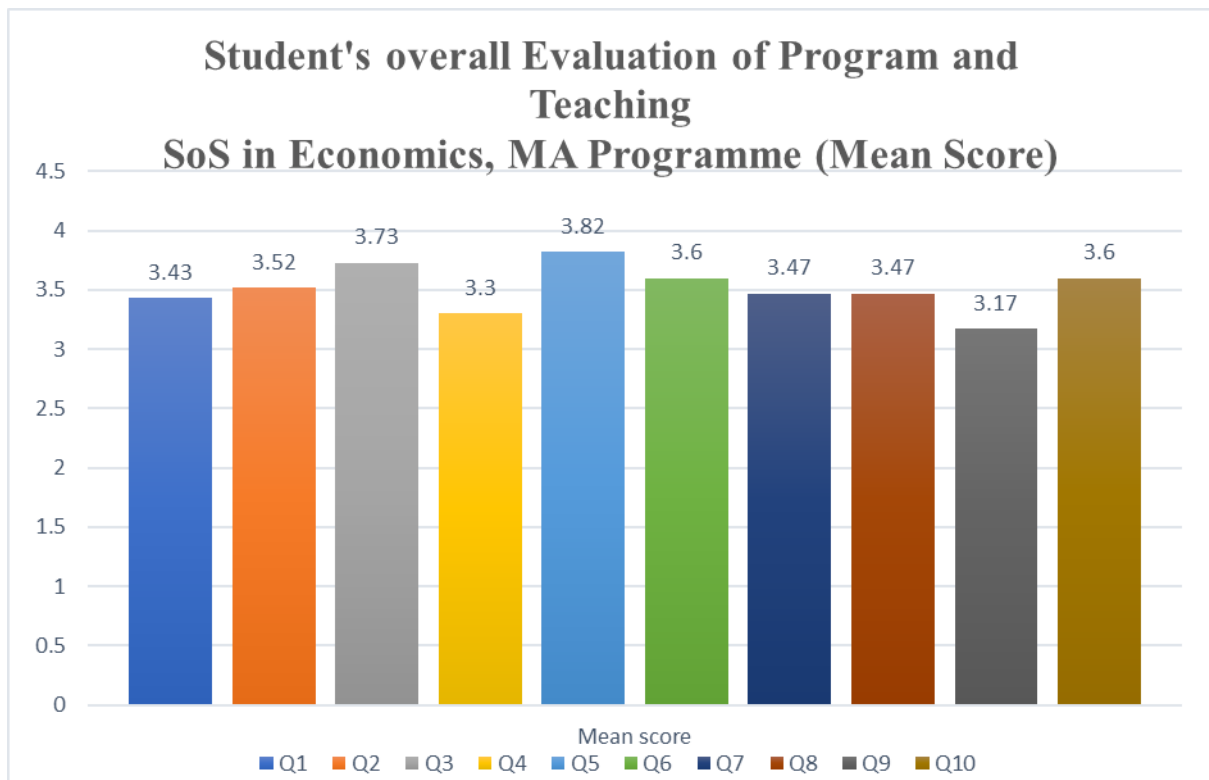


## PERCENT RESPONSE

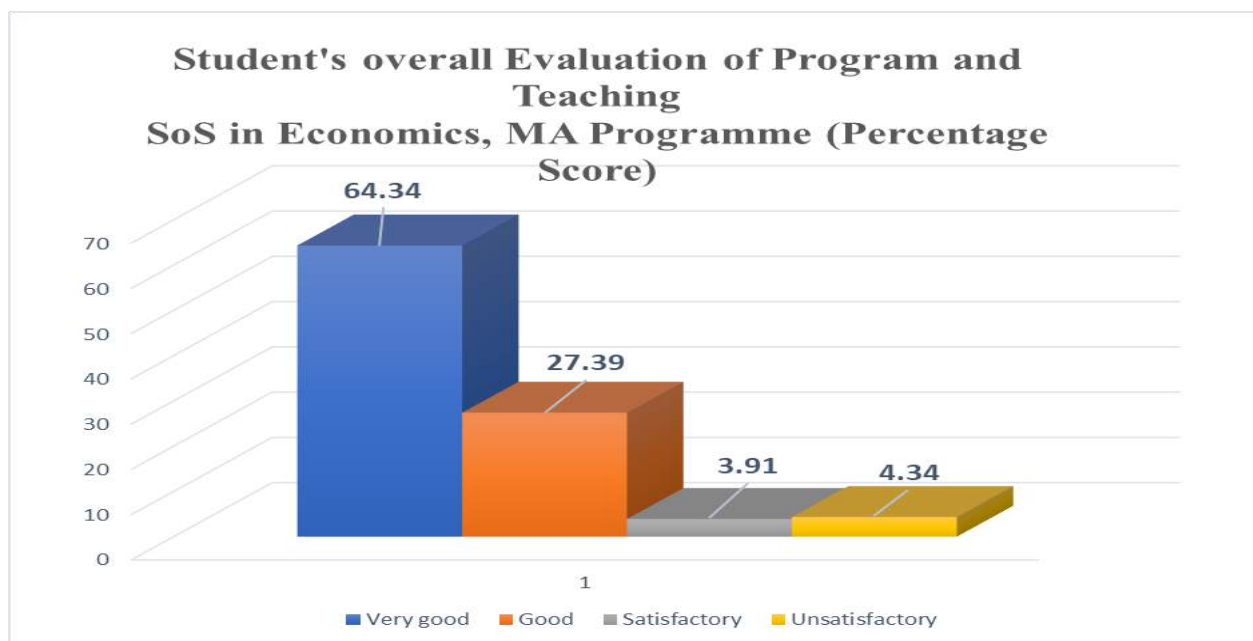


## M.A. Programme

### Student's overall Evaluation of Program and Teaching Feedback

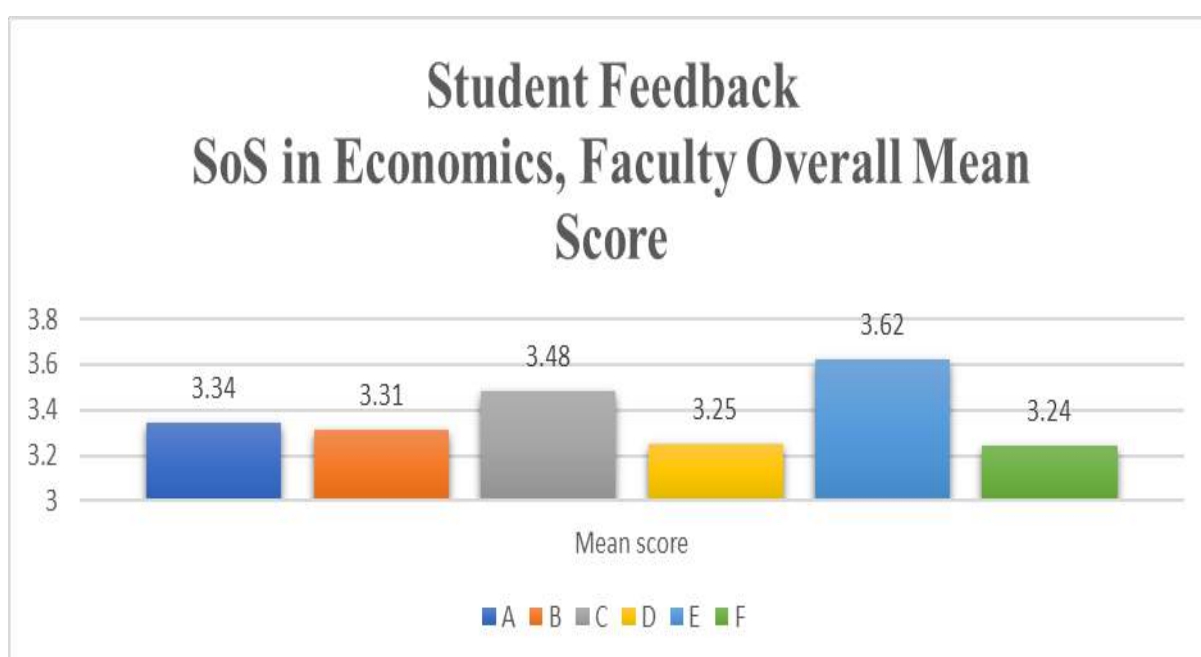


## PERCENT RESPONSE



## Faculty Student Feedback

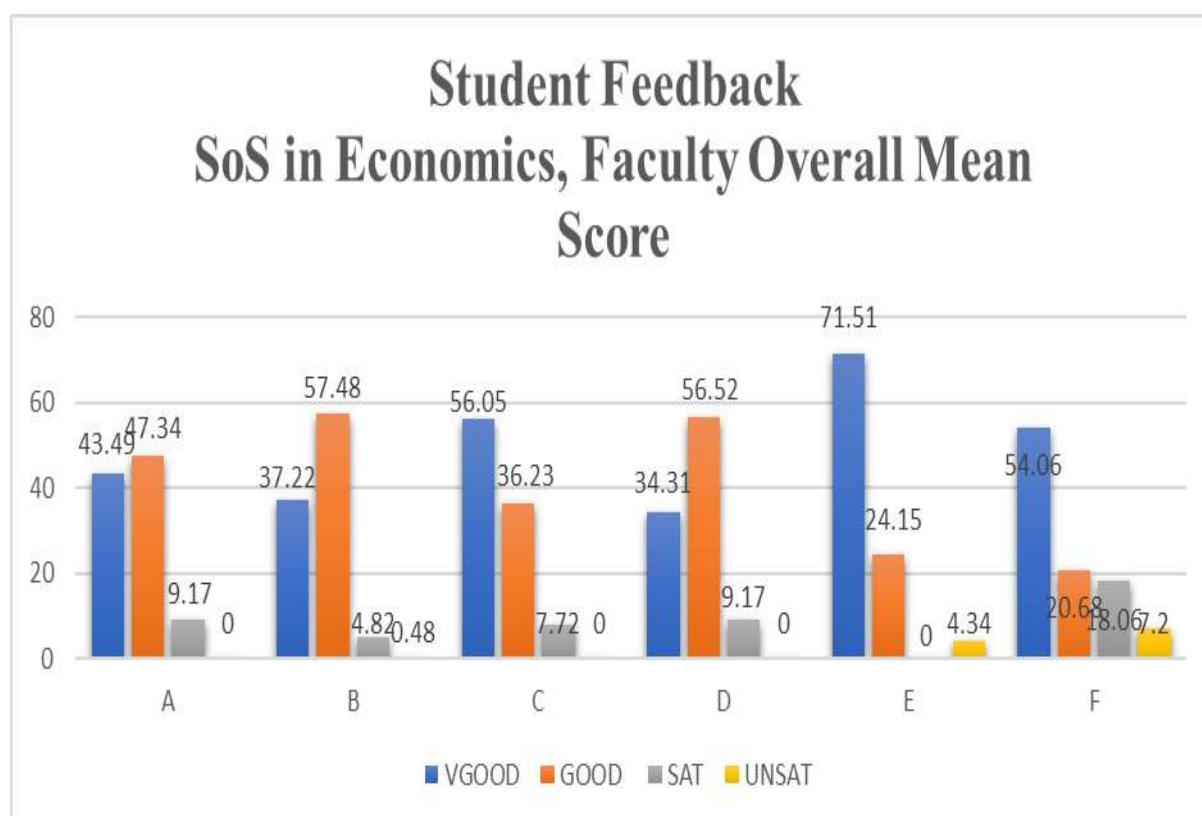
Abbreviations	Name of Faculty	Mean Score
A	Dr. Ravindra Brahme	3.34
B	Dr. R. Prasad	3.31
C	Dr. B. L. Sonekar	3.48
D	Dr. Archana Sethi	3.25
E	Dr. Sunil Kumeti	3.62
F	Dr. Pragati Krishnan	3.24



## PERCENT RESPONSE TO FACULTY

### M.A. Economics

FACULTY	VGOOD	GOOD	SAT	UNSAT
A	53.49	47.34	9.17	0
B	37.22	57.48	4.82	0.48
C	56.05	36.23	7.72	0
D	34.31	56.52	9.17	0
E	71.51	24.15	0	4.34
F	54.34	20.68	18.06	7.20



### ACTION TAKEN REPORT

The overall score given by students to the faculty was circulated among the faculty members including ad hoc members with the request for improvement in teaching.

Name of Faculty  
Professor in charge  
Student feedback, SLS

## Certificate Course in Econometrics & Mathematical Economics

### Student Feedback

#### Abbreviations used

Abbreviations	Name of Faculty
A	Dr. Ravindra Brahme
B	Dr. Pragati Krishnan

SCORING			
4	3	2	1
A	B	C	D
Very good	Good	Satisfactory	Unsatisfactory

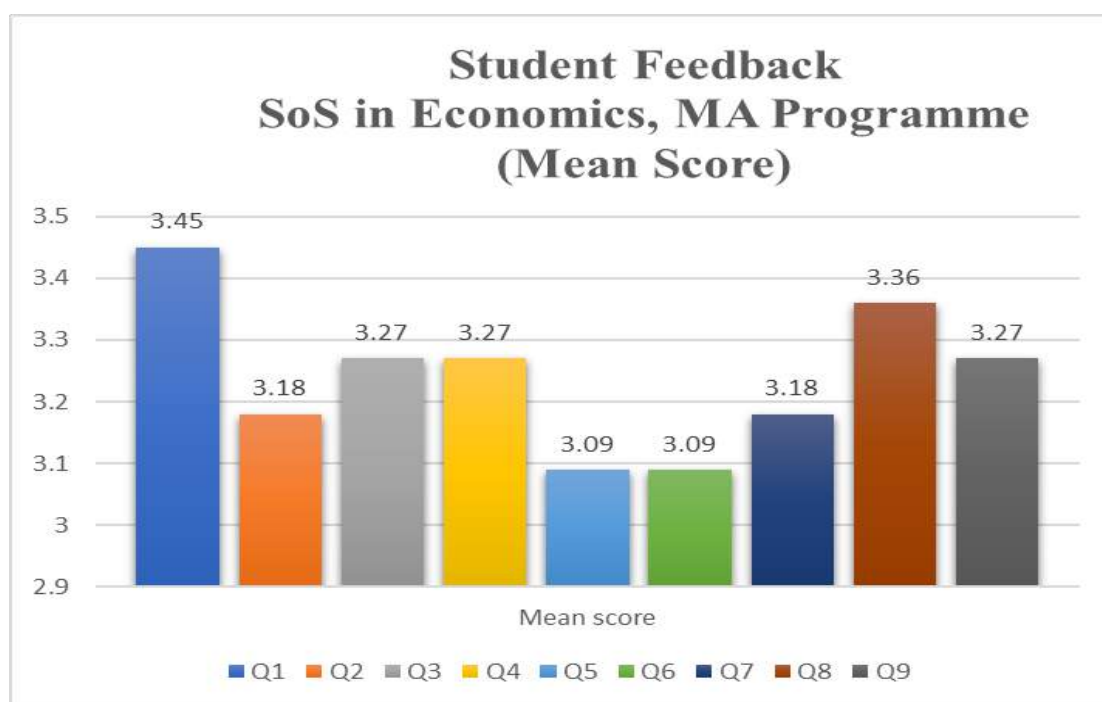
No. of students participating = 11

Total No. of students = 21

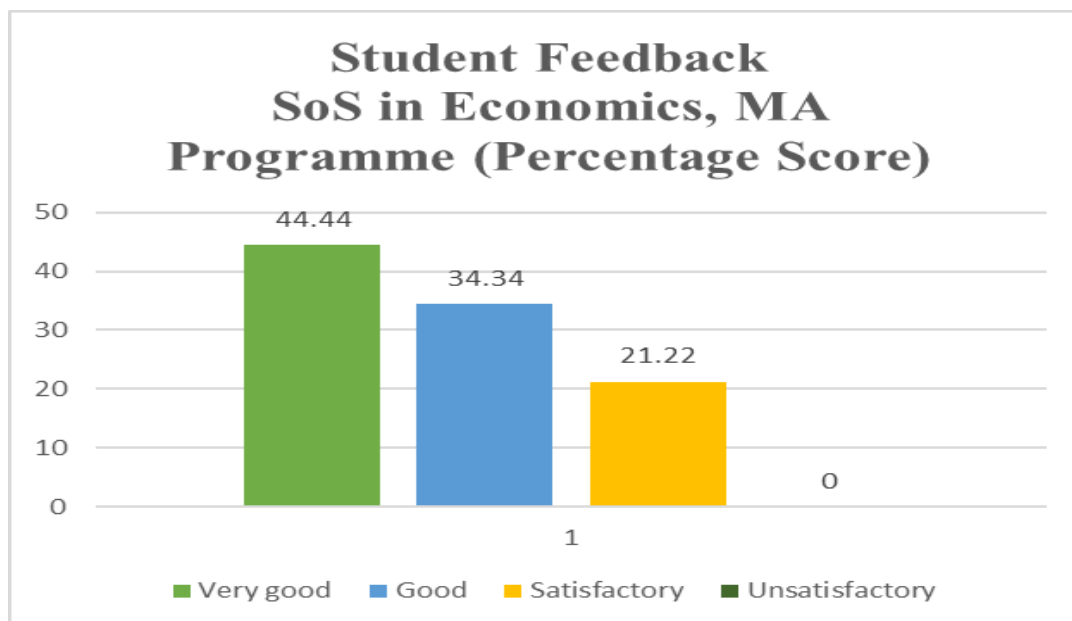
Total faculty members (2) = Total 02

## Certificate Course in Econometrics & Mathematical Economics

### Student Feedback

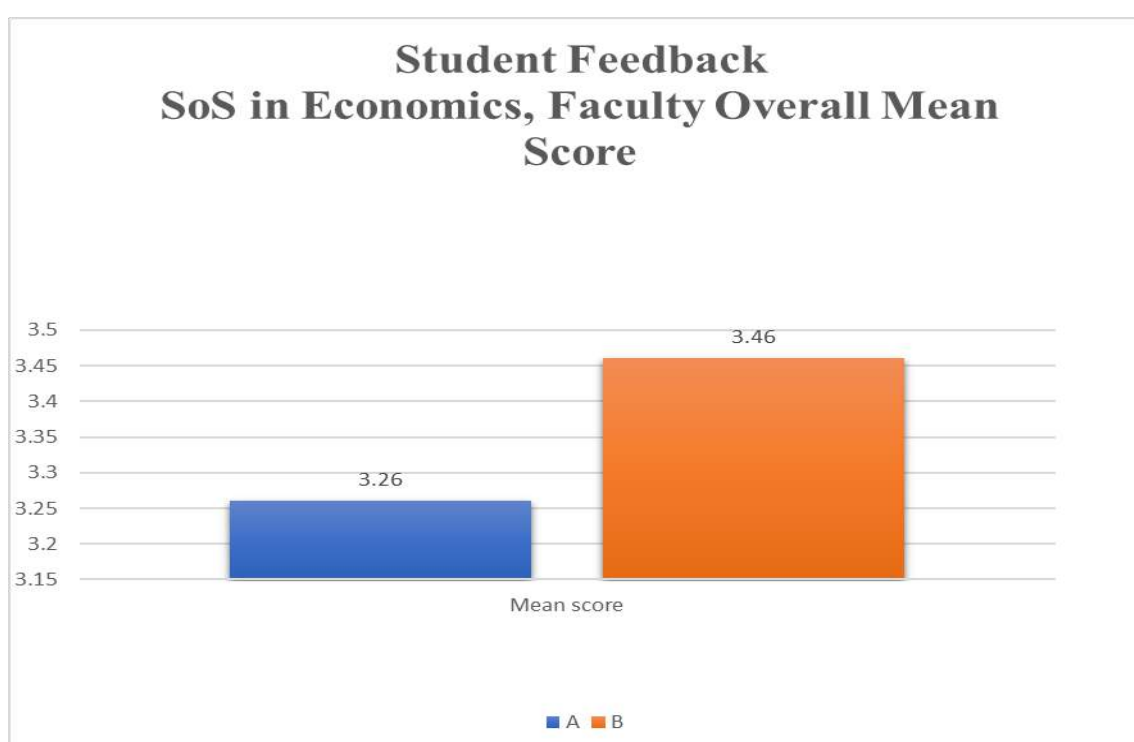


## PERCENT RESPONSE



## Faculty Student Feedback

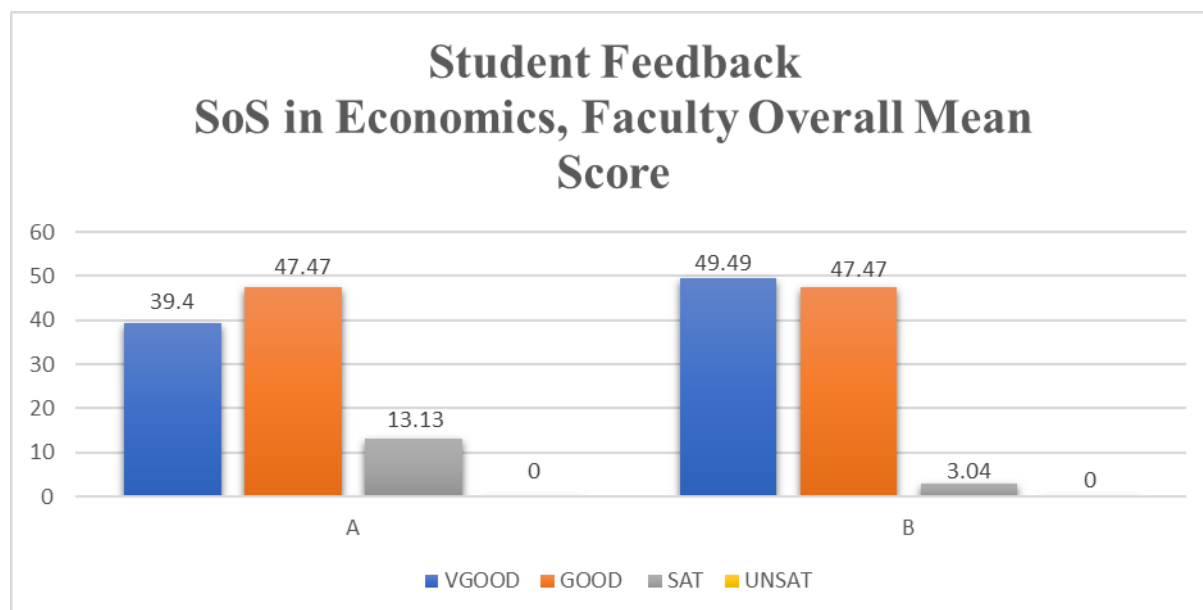
Abbreviations	Name of Faculty	Mean Score
A	Dr. Ravindra Brahme	3.26
B	Dr. Pragati Krishnan	3.46



## PERCENT RESPONSE TO FACULTY

### M.A. Economics

FACULTY	VGOOD	GOOD	SAT	UNSAT
A	39.4	47.47	13.13	0
B	49.49	47.47	3.04	0



## ACTION TAKEN REPORT

The overall score given by students to the faculty was circulated among the faculty members including ad hoc members with the request for improvement in teaching.

Name of Faculty  
Professor in charge  
Student feedback, SLS

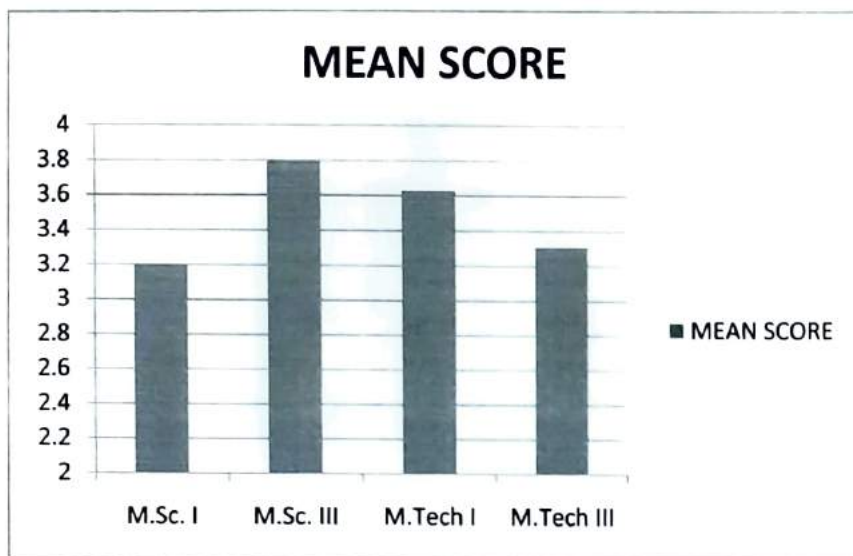


## SoS in Electronics and Photonics

Pt. Ravishankar Shukla University, Raipur (C.G.)

STUDENT FEEDBACK FOR COURSE AND FACULTY(2022-2023)

### Course Feedback



SEMESTER	MEAN SCORE
M.Sc. I	3.2
M.Sc. III	3.8
M.Tech I	3.63
M.Tech III	3.31

No. of students

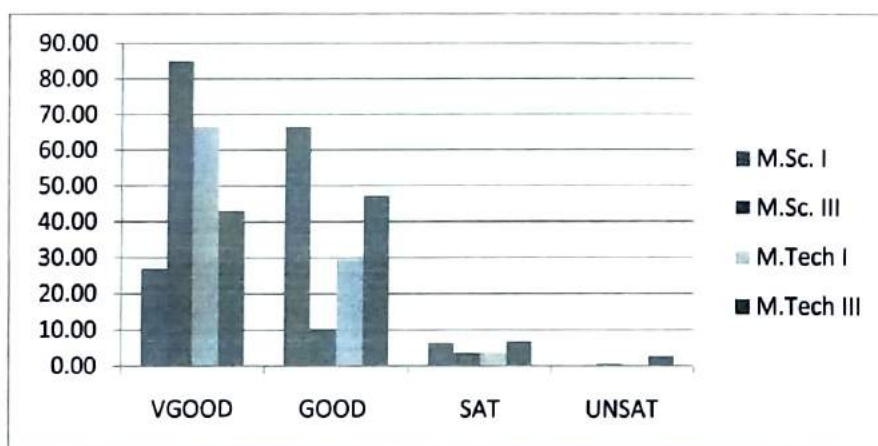
M.Sc. I = 19

M.Sc. III = 15

M.Tech. I = 3

M.Tech. III = 8

### Percentage Response to Course



*Cothub*  
28/12/2022  
HEAD  
S.O.S. in Electronics & Photonics  
Pt. Ravishankar Shukla University  
RAIPUR (C.G.) 492 010

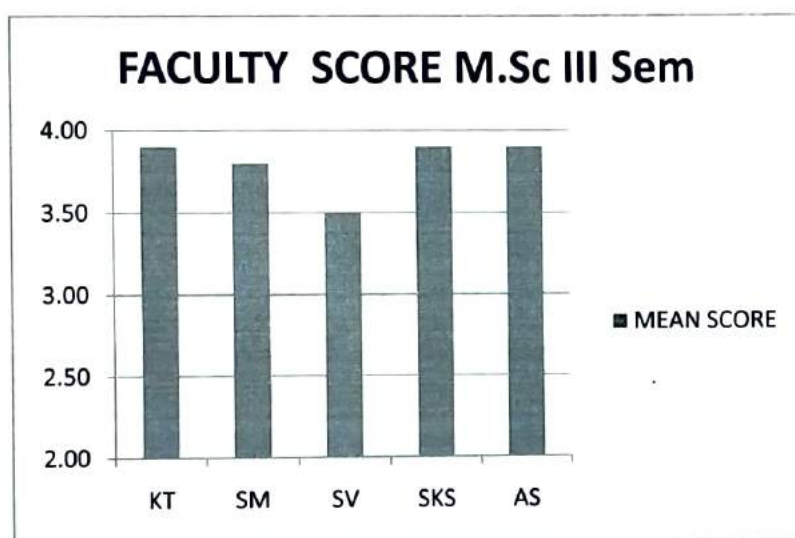
## SoS in Electronics and Photonics

Pt. Ravishankar Shukla University, Raipur (C.G.)

### STUDENT FEEDBACK FOR COURSE AND FACULTY(2022-2023)

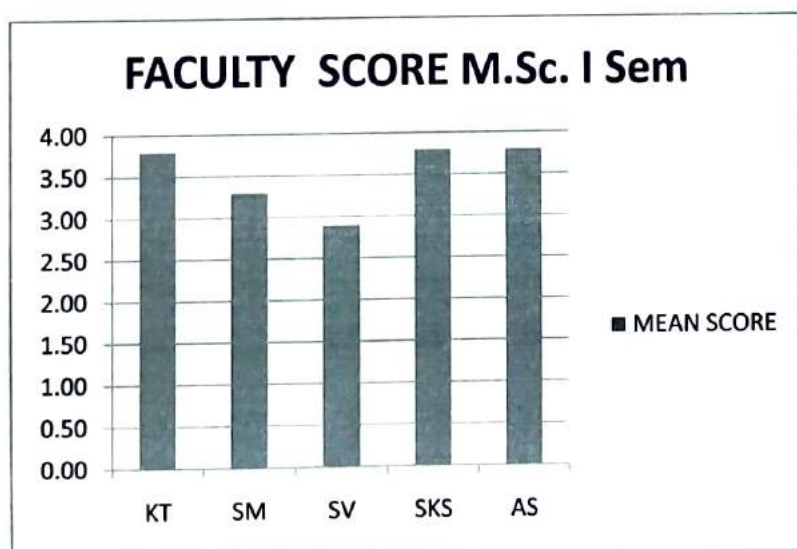
SEMESTER	VGOOD	GOOD	SAT	UNSAT
M.Sc. I	26.90	66.67	6.43	0.00
M.Sc. III	85.19	10.37	3.70	0.74
M.Tech. I	66.67	29.63	3.70	0.00
M.Tech. III	43.06	47.22	6.94	2.78

### Faculty Feedback



FACULTY	MEAN SCORE
KT	3.90
SM	3.80
SV	3.50
SKS	3.90
AS	3.90

No. of Students  
M.Sc. III Semester = 15



FACULTY	MEAN SCORE
KT	3.80
SM	3.30
SV	2.90
SKS	3.80
AS	3.80

No. of Students  
M.Sc. I Semester = 19

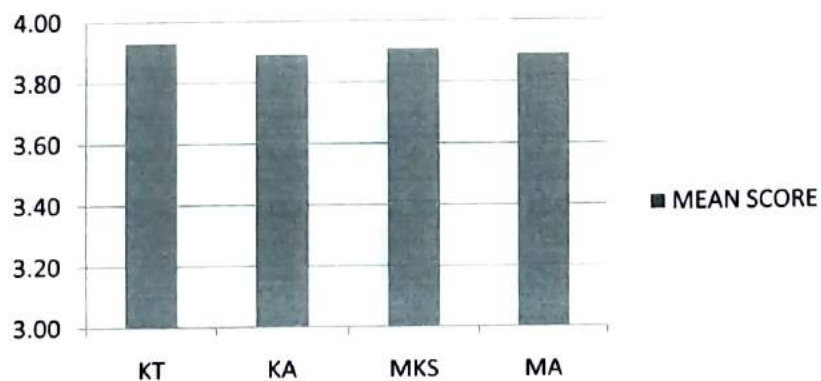
*(Signature)*  
28/12/2023  
HEAD  
SoS in Electronics & Photonics  
Pt. Ravishankar Shukla University  
RAIPUR (C.G.) 492 010

## SoS in Electronics and Photonics

Pt. Ravishankar Shukla University, Raipur (C.G.)

STUDENT FEEDBACK FOR COURSE AND FACULTY(2022-2023)

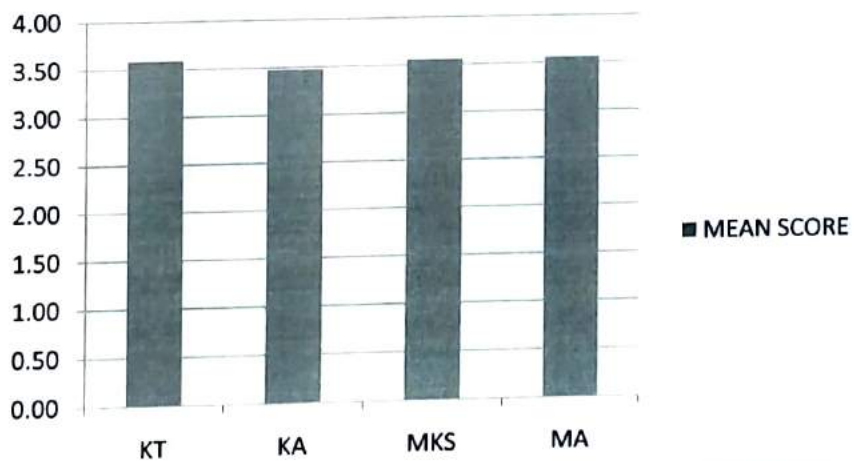
### FACULTY SCORE M.Tech- III Sem



FACULTY	MEAN SCORE
KT	3.93
KA	3.89
MKS	3.91
MA	3.89

No. of Students  
M.Tech. III Semester = 8

### FACULTY SCORE M.Tech- I Sem



FACULTY	MEAN SCORE
KT	3.59
KA	3.48
MKS	3.56
MA	3.56

No. of Students  
M.Tech. I Semester = 3

*10/11/2022*  
HEAD  
SoS in Electronics & Photonics  
Pt. Ravishankar Shukla University  
RAIPUR (C.G.) 492 010

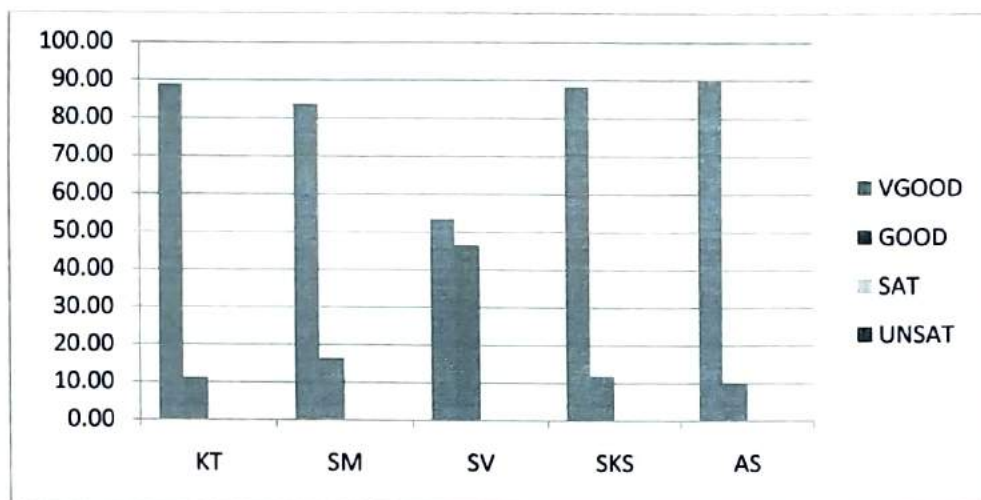


## SoS in Electronics and Photonics

Pt. Ravishankar Shukla University, Raipur (C.G.)

STUDENT FEEDBACK FOR COURSE AND FACULTY(2022-2023)

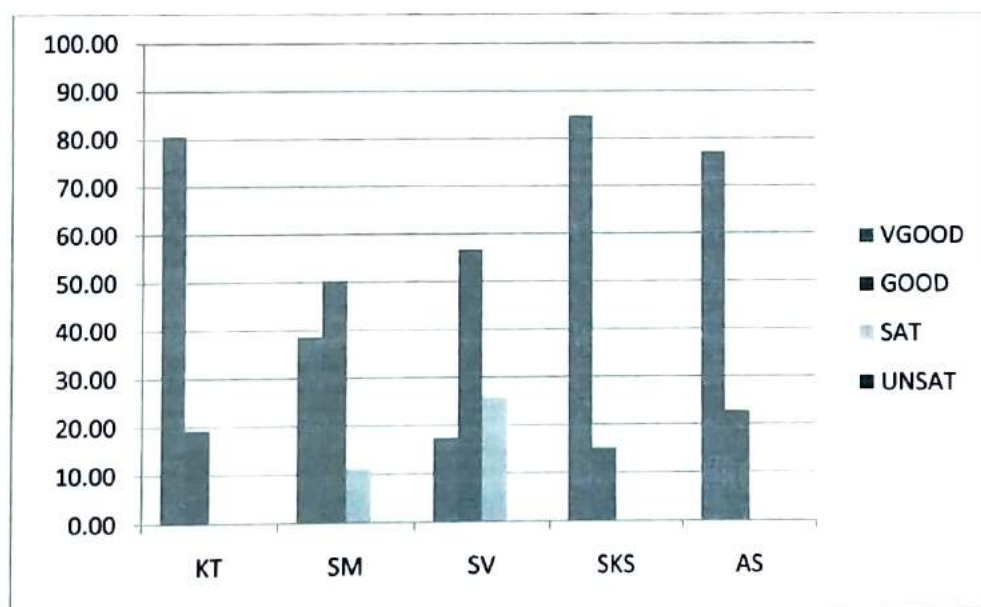
### Percent Response to Faculty



M.Sc. III Sem				
FACULTY	VGOOD	GOOD	SAT	UNSAT
KT	88.89	11.11	0.00	0.00
SM	83.70	16.30	0.00	0.00
SV	53.33	46.67	0.00	0.00
SKS	88.15	11.85	0.00	0.00
AS	89.71	10.29	0.00	0.00

No. of Students

M.Sc. III Semester = 15



10th  
28/12/2022  
HEAD  
S.O.S. in Electronics & Photonics  
Pt. Ravishankar Shukla University  
RAIPUR (C.G.) 492 010

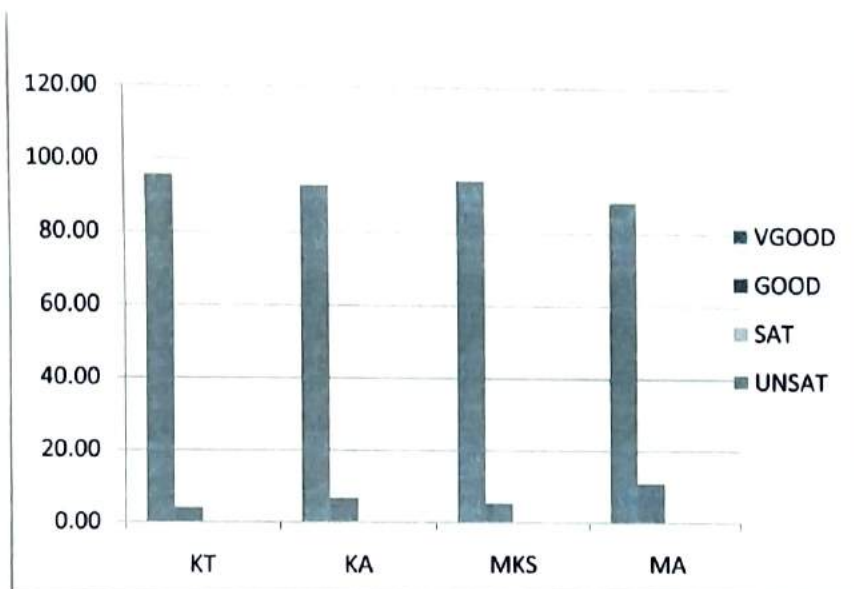
## SoS in Electronics and Photonics

**Pt. Ravishankar Shukla University, Raipur (C.G.)**

STUDENT FEEDBACK FOR COURSE AND FACULTY(2022-2023)

M.Sc. I Sem				
FACULTY	VGOOD	GOOD	SAT	UNSAT
KT	80.70	19.30	0.00	0.00
SM	38.59	50.29	11.11	0.00
SV	17.54	56.73	25.73	0.00
SKS	84.80	15.20	0.00	0.00
AS	77.19	22.81	0.00	0.00

No. of Students  
M.Sc. I Semester = 19



M.Tech. III Sem				
FACULTY	VGOOD	GOOD	SAT	UNSAT
KT	95.83	4.17	0.00	0.00
KA	93.06	6.94	0.00	0.00
MKS	94.44	5.56	0.00	0.00
MA	88.89	11.11	0	0

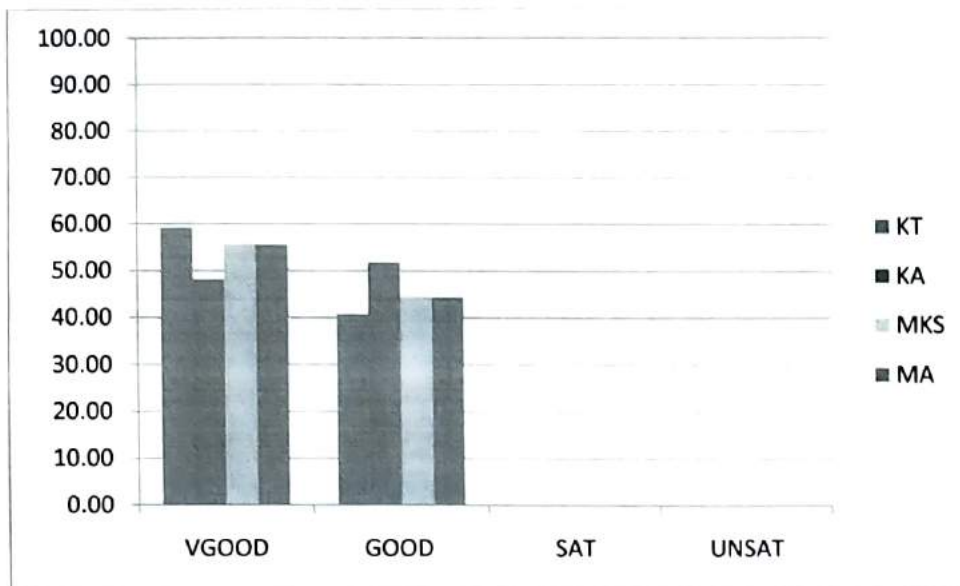
No. of Students  
M.Tech. III Semester = 8

*Colchah*  
28/12/2022  
HEAD  
SoS in Electronics & Photonics  
Pt. Ravishankar Shukla University  
RAIPUR (C.G.) 492 010

## SoS in Electronics and Photonics

**Pt. Ravishankar Shukla University, Raipur (C.G.)**

### STUDENT FEEDBACK FOR COURSE AND FACULTY(2022-2023)



M.Tech. I Sem				
FACULTY	VGOOD	GOOD	SAT	UNSAT
KT	59.26	40.74	0.00	0.00
KA	48.15	51.85	0.00	0.00
MKS	55.56	44.44	0.00	0.00
MA	55.56	44.44	0.00	0.00

No. of Students

M.Tech. I Semester = 3

#### **Name of Faculty:**

**KT** = Dr. Kavita Thakur

**KA** = Mr. K. Anil

**MKS** = Mr. Mohnish Kumar Sahu

**AS** = Ms. Ayushi Soni

**SM** = Mr. Sunandan Mandal

**SV** = Ms. Shalini Verma

**SKS** = Mr. Sonu Kumar Singh

**MA** = Mr. Madhu Allalla

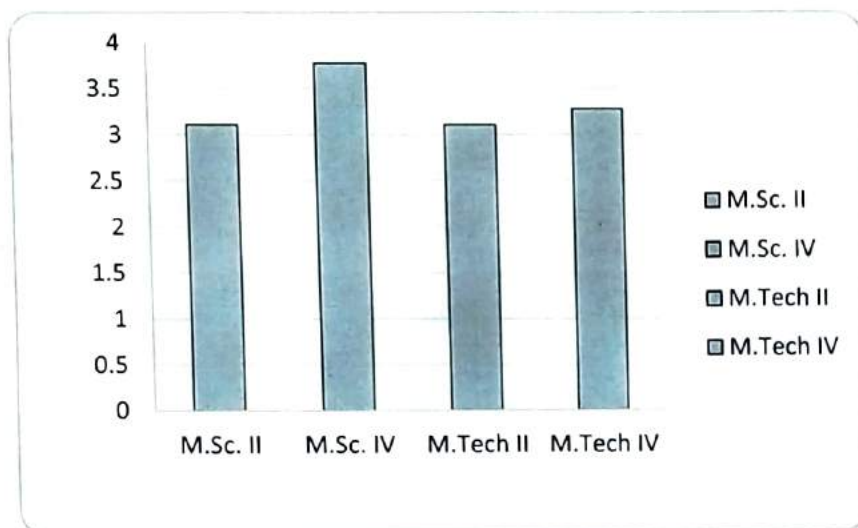
*Lothak*  
*28/12/2023*  
**HEAD**  
S.O.S. in Electronics & Photonics  
Pt. Ravishankar Shukla University  
RAIPUR (C.G.) 492 010

## SoS in Electronics and Photonics

**Pt. Ravishankar Shukla University, Raipur (C.G.)**

### STUDENT FEEDBACK FOR COURSE AND FACULTY (2022-2023)

#### Course Feedback



SEMESTER	MEAN SCORE
M.Sc. II	3.11
M.Sc. IV	3.78
M.Tech II	3.11
M.Tech IV	3.28

No. of students

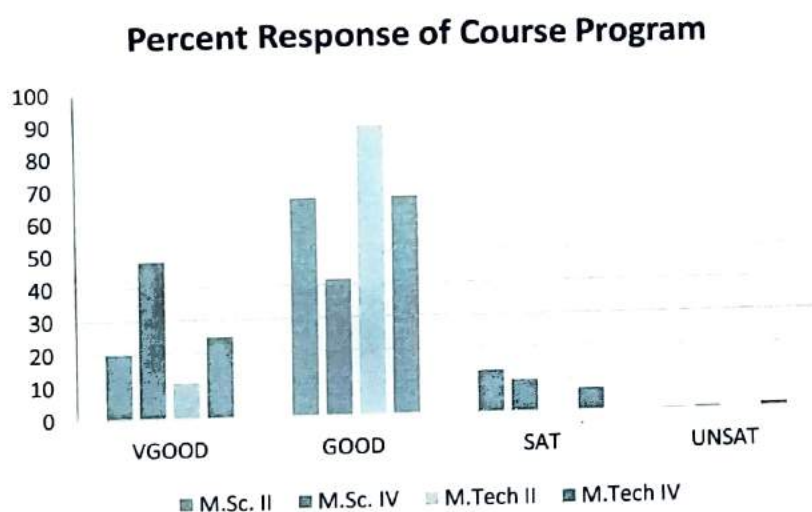
M.Sc. II = 19

M.Sc. IV = 15

M.Tech. II = 2

M.Tech. IV = 8

#### Percentage Response to Course



*10/11/2023*  
**HEAD**  
S.O.S. in Electronics & Photonics  
Pt. Ravishankar Shukla University  
RAIPUR (C.G.) 492 010



## SoS in Electronics and Photonics

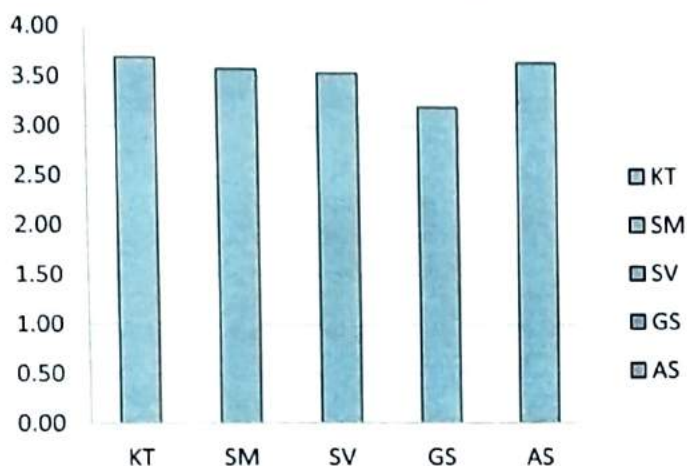
Pt. Ravishankar Shukla University, Raipur (C.G.)

### STUDENT FEEDBACK FOR COURSE AND FACULTY (2022-2023)

Semester	VGOOD	GOOD	SAT	UNSAT
M.Sc. II	19.88	66.67	12.87	0.58
M.Sc. IV	48.15	41.48	9.63	0.74
M.Tech II	11.11	88.89	0.00	0.00
M.Tech IV	25.00	66.67	6.94	1.39

### Faculty Feedback

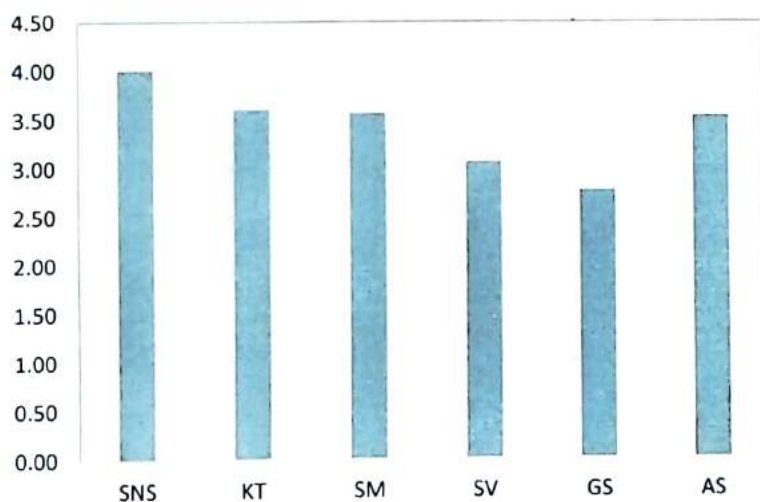
FACULTY SCORE M.Sc IV Sem



FACULTY	MEAN SCORE
KT	3.69
SM	3.58
SV	3.54
GS	3.20
AS	3.65

No. of Students  
M.Sc. IV Semester = 15

FACULTY SCORE M.Sc. II Sem



FACULTY	MEAN SCORE
SNS	4.00
KT	3.60
SM	3.56
SV	3.05
GS	2.76
AS	3.53

No. of Students  
M.Sc. II Semester = 19

*15/6/2023*  
HEAD  
S.O.S. in Electronics & Photonics  
Pt. Ravishankar Shukla University  
RAIPUR (C.G.) 492 010

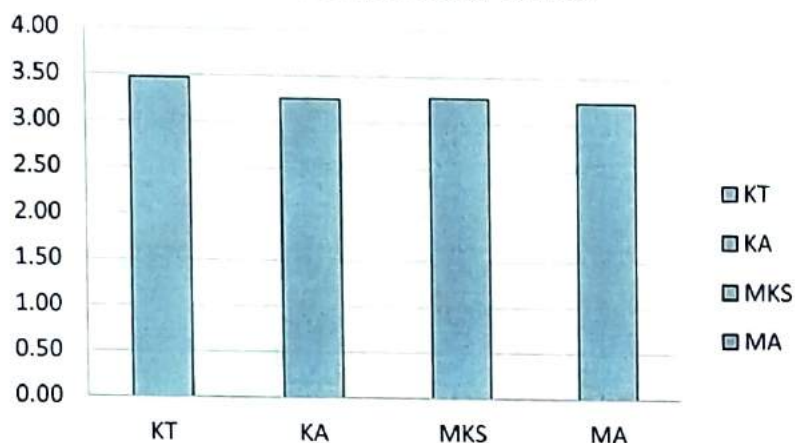


## SoS in Electronics and Photonics

Pt. Ravishankar Shukla University, Raipur (C.G.)

### STUDENT FEEDBACK FOR COURSE AND FACULTY (2022-2023)

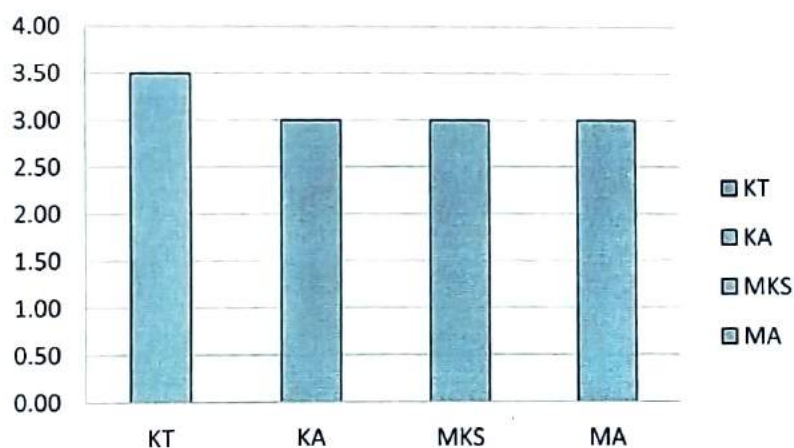
**FACULTY SCORE M.Tech- IV Sem**



FACULTY	MEAN SCORE
KT	3.47
KA	3.26
MKS	3.28
MA	3.24

No. of Students  
M.Tech. IV Semester = 8

**FACULTY SCORE M.Tech- II Sem**



FACULTY	MEAN SCORE
KT	3.50
KA	3.00
MKS	3.00
MA	3.00

No. of Students  
M.Tech. II Semester = 2

*Othob*  
15/6/2023

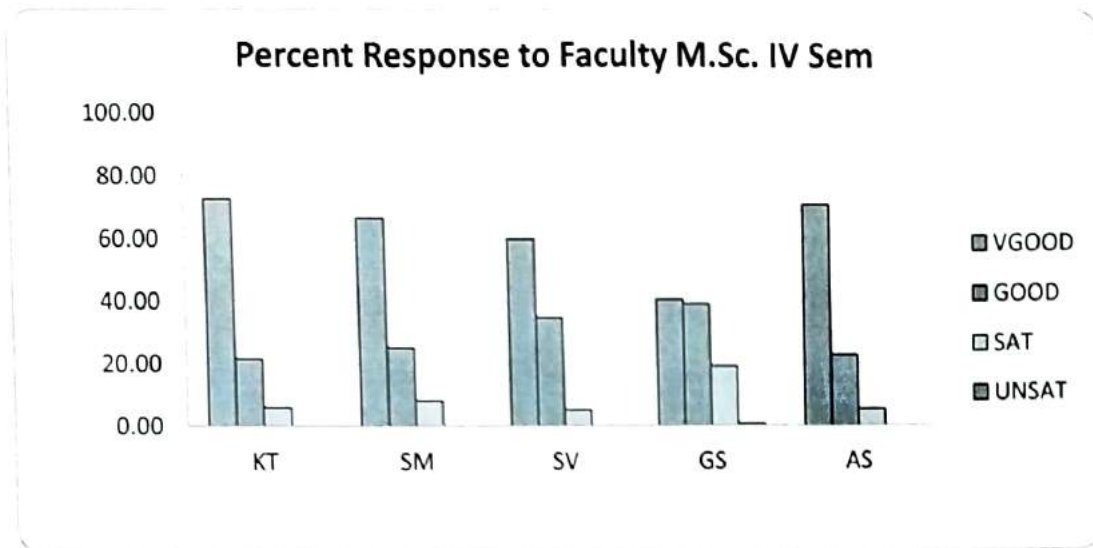
HEAD  
S.O.S. in Electronics & Photonics  
Pt. Ravishankar Shukla University  
RAIPUR (C.G.) 492 010

## SoS in Electronics and Photonics

Pt. Ravishankar Shukla University, Raipur (C.G.)

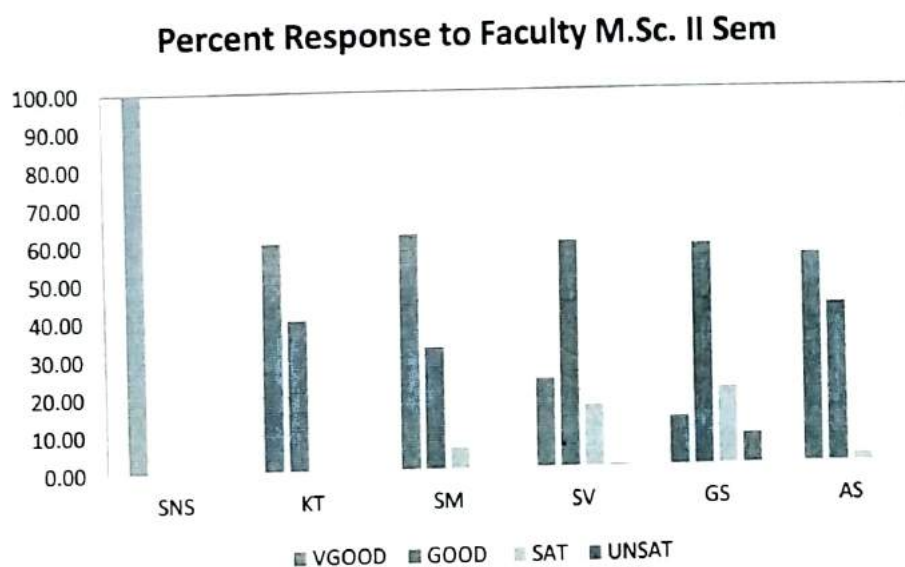
STUDENT FEEDBACK FOR COURSE AND FACULTY (2022-2023)

### Percent Response to Faculty



M.Sc. IV Sem				
FACULTY	VGOOD	GOOD	SAT	UNSAT
KT	72.59	21.48	5.93	0.00
SM	66.67	25.19	8.15	0.00
SV	60.00	34.81	5.19	0.00
GS	40.74	39.26	19.26	0.74
AS	71.11	22.96	5.43	0.00

No. of Students  
M.Sc. IV Semester = 15



*Coltali*  
15/6/2023

HEAD  
S.O.S. in Electronics & Photonics  
Pt. Ravishankar Shukla University  
RAIPUR (C.G.) 492 010

## SoS in Electronics and Photonics

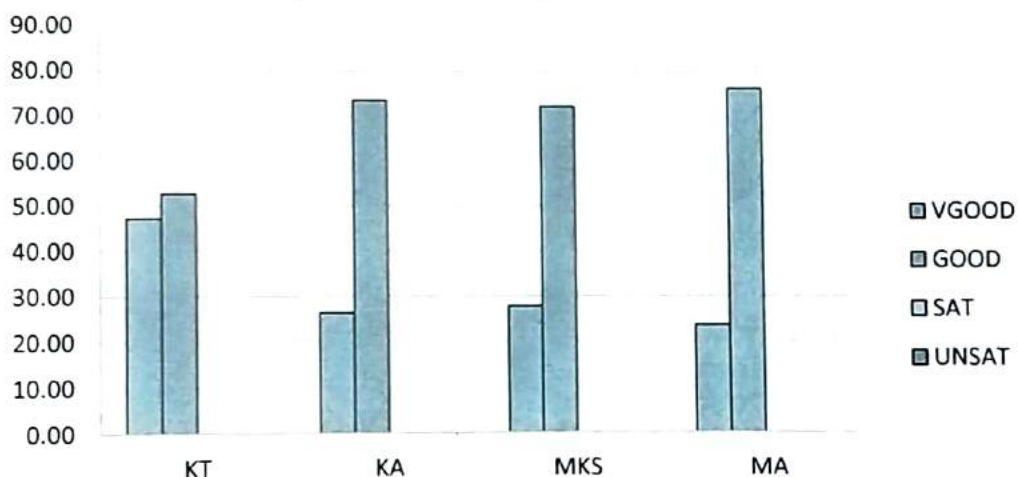
**Pt. Ravishankar Shukla University, Raipur (C.G.)**

### STUDENT FEEDBACK FOR COURSE AND FACULTY (2022-2023)

M.Sc. II Sem				
FACULTY	VGOOD	GOOD	SAT	UNSAT
SNS	100.00	0.00	0.00	0.00
KT	60.23	39.77	0.00	0.00
SM	61.98	32.16	5.85	0.00
SV	23.39	59.65	16.37	0.58
GS	12.87	58.48	20.47	8.19
AS	55.56	42.11	2.34	0.00

No. of Students  
M.Sc. II Semester = 19

**Percent Response to Faculty M.Tech. IV Sem**



FACULTY	VGOOD	GOOD	SAT	UNSAT
KT	47.22	52.78	0.00	0.00
KA	26.39	73.61	0.00	0.00
MKS	27.78	72.22	0.00	0.00
MA	23.61	76.39	0	0

No. of Students  
M.Tech. IV Semester = 8


*15/6/2023*  
**HEAD**  
S.O.S. in Electronics & Photonics  
Pt. Ravishankar Shukla University  
RAIPUR (C.G.) 492 010

## SoS in Electronics and Photonics

**Pt. Ravishankar Shukla University, Raipur (C.G.)**

STUDENT FEEDBACK FOR COURSE AND FACULTY (2022-2023)

**Percent Response to Faculty M.Tech II**



FACULTY	VGOOD	GOOD	SAT	UNSAT
KT	50.00	50.00	0.00	0.00
KA	0.00	100.00	0.00	0.00
MKS	0.00	100.00	0.00	0.00
MA	0.00	100.00	0.00	0.00

No. of Students  
M.Tech. II Semester = 2

### Name of Faculty:

**KT** = Dr. Kavita Thakur

**KA** = Mr. K. Anil

**MKS** = Mr. Mohnish Kumar Sahu

**AS** = Ms. Ayushi Soni

**SM** = Dr. Sunandan Mandal

**SV** = Ms. Shalini Verma

**GS** = Ms. Gunvati Sahu

**MA** = Mr. Madhu Allalla

*15/6/2023*  
**HEAD**  
S.O.S. in Electronics & Photonics  
Pt. Ravishankar Shukla University  
RAIPUR (C.G.) 492 010



**School of Studies in Electronics & Photonics**  
**Pt. Ravishankar Shukla University, Raipur (C.G.)**

**ACTION TAKEN REPORT ON FEEDBACK FROM STUDENTS OF M.SC. &  
M.TECH (I & III Semester SESSION 2022-23)**

Feedback of M.Sc and M.Tech students of session (2022-23) had been collected in the feedback form following all the necessary protocols. An unbiased environment was created for the students where they can freely and frankly give their opinion on classroom teaching of individual teacher, course content, laboratory experiments and the atmosphere of the department and can criticize in the feedback form.

The feedback form provided a guide map for teachers and staff from where fruitful initiations and significant action can be taken strategies were framed by staff members on implementation of feedback so that students can feel that their feedback is being implemented so that the environment can be much pleasant and seamless. The actions and reforms that were taken from the feedback survey has been listed below.

- The general comment, received from majority of students regarding the classroom teaching skill of the entire department is good. There was query on use of modern teaching skills.

**Action Taken**

In spite of good performance all the teachers have been advised it enhances their mode of teaching to the best capabilities. All the teachers are computer literate and use technology for classroom teaching.

- Enhancement of internet facilities.

Internet facility is accessible to students in computer laboratory which students use in their practical and other works. Apart from this they worked on simulators and learned many software viz. Matlab, Expeyes, Silvaco, Labview, etc.

Throughout the year the internet facility is looked after by the Computer Centre of the University.

- The students also made comments on the content of syllabi. Majority of the students are satisfied with the syllabi, some felt that the course content is little lengthy.

**Action taken**

The meeting of board of studies (BOS) in electronics is held every year and syllabi of all the theory papers and lab course are reviewed and the course content is revised, changed if necessary.

- Software training for students.

**Action Taken**

- ELT program has been organized by Energy Swaraj Foundation.
- Soft Skill Training Program has been organized by Dhavalas Enterprising Professionals.
- Students were assured that IDEA Lab Visit will be organized for them to pursue knowledge about advance Hightech equipment.

*18/12/2022*  
**HEAD**  
S. in Electronics & Photonics  
Pt. Ravishankar Shukla University  
RAIPUR (C.G.) 492 010



**School of Studies in Electronics & Photonics**  
**Pt. Ravishankar Shukla University, Raipur (C.G.)**

**ACTION TAKEN REPORT ON FEEDBACK FROM STUDENTS OF M.SC. &  
M.TECH (II & IV Semester SESSION 2022-23)**

Feedback of M.Sc and M.Tech students of session (2022-23) had been collected in the feedback form following all the necessary protocols. An unbiased environment was created for the students where they can freely and frankly give their opinion on classroom teaching of individual teacher, course content, laboratory experiments and the atmosphere of the department and can criticize in the feedback form.

The feedback form provided a guide map for teachers and staff from where fruitful initiations and significant action can be taken strategies was framed by staff members on implementation of feedback so that students can feel that their feedback is being implemented so that the environment can be much pleasant and seamless. The actions and reforms that were taken from the feedback survey has been listed below.

- The general comment, received from majority of students regarding the classroom teaching skill of the entire department is good. There was query on use of modern teaching skills.

**Action Taken**

In spite of good performance all the teachers have been advised it enhances their mode of teaching to the best capabilities. All the teachers are computer literate and use technology for classroom teaching.

- Enhancement of internet facilities.

**Action Taken**

Internet facility is accessible to students in computer laboratory which students use in their practical and other works. Apart from this they worked on simulators and learned many software viz. Matlab, Expeyes, Silvaco, Labview, etc.

Throughout the year the internet facility is looked after by the Computer Centre of the University.

- The students also made comments on the content of syllabi. Majority of the students are satisfied with the syllabi, some felt that the course content is little lengthy.

**Action taken**

The meeting of board of studies (BOS) in electronics is held every year and syllabi of all the theory papers and lab course are reviewed and the course content is revised, changed if necessary.

- Training Programs for students.

**Action Taken**

- IDEA Lab visit has been organized for students for the knowledge of High Tech Equipment like 3-D Printing, PCB Designing.
- Three days workshop on Advancement in solar Photovoltaic technologies was also organized and taken for field visit for practical knowledge.

ISRO START Programme will be started for students for enhancing their knowledge.

*10th Feb 15/10/2023*  
**HEAD**  
S.O.S. in Electronics & Photonics  
Pt. Ravishankar Shukla University  
RAIPUR (C.G.) 492 010



# SCHOOL OF STUDIES IN ENVIRONMENTAL SCIENCE

## STUDENT FEEDBACK (2022-23)

### Abbreviations used

#### NAMES OF FACULTY

1.	Dr. Shobhana Ramteke	:	A
2.	Mrs. Annu Agrawal	:	B
3.	Mr. Sudheer Bhoi	:	C
4.	Mr. Domendra Dewangan	:	D
5.	Mr. Lokesh Kumar Sahu	:	E
6.	Mr. Thakur Vikram Singh	:	F

#### SCORING

4	3	2	1
A	B	C	D
Very good	Good	Satisfactory	Unsatisfactory

No. of students participating –MSc I<sup>st</sup> Semester = 11

M.Sc III<sup>rd</sup> Semester =12

Total =23

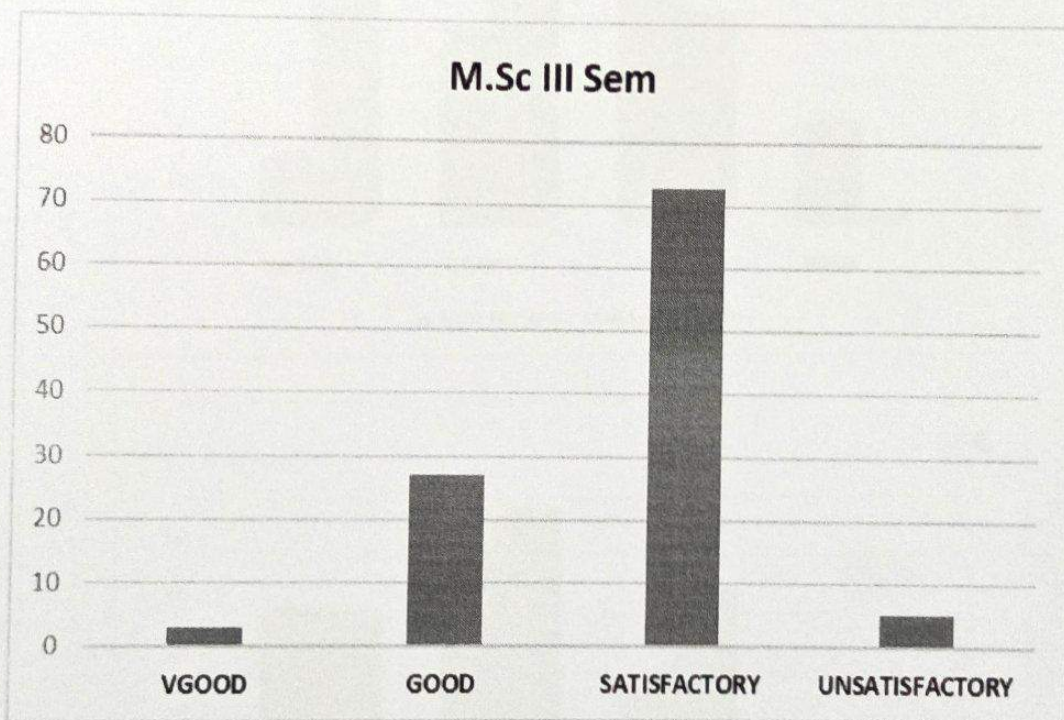
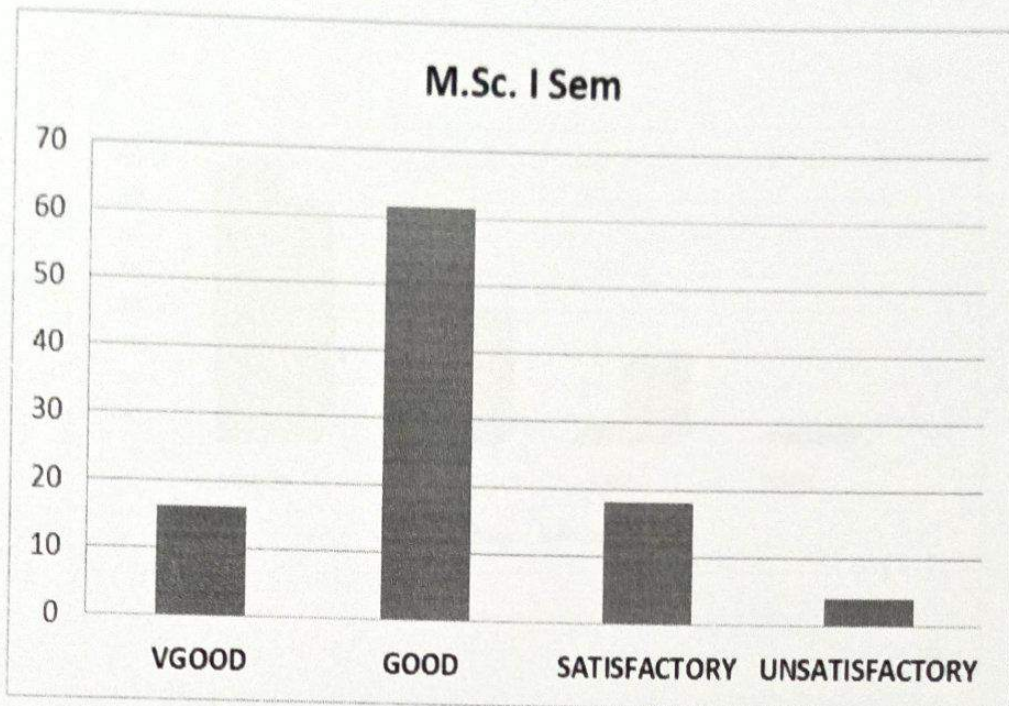
Total faculty members (Guest Lecturer) = 06



Head  
S.O.S. in Environmental Science  
Pt. Ravishankar Shukla University  
Raipur (C.G.) 492 015



## M.SC COURSE SCORE

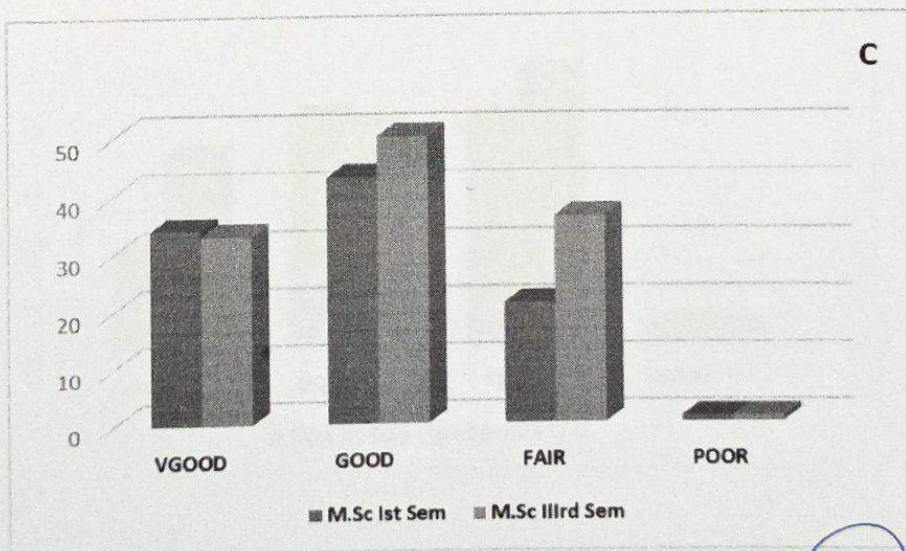
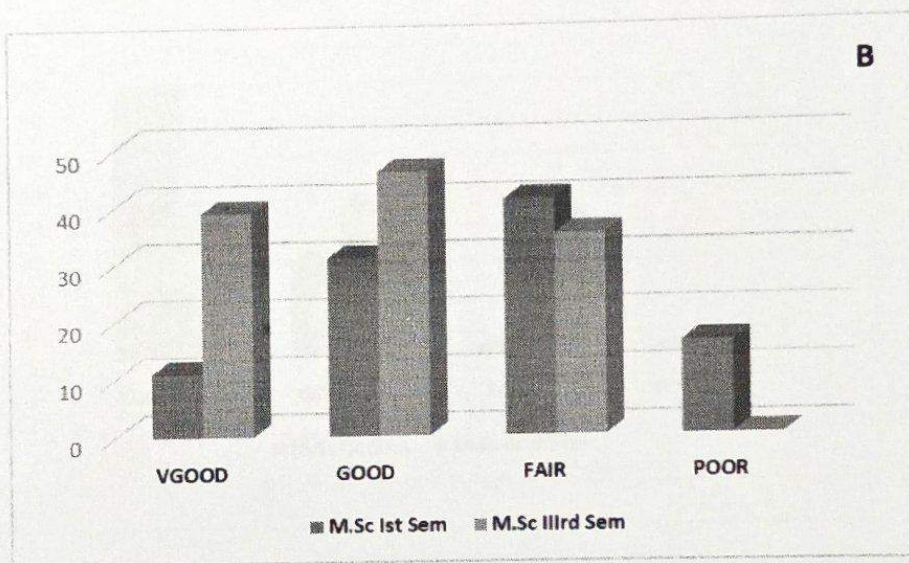
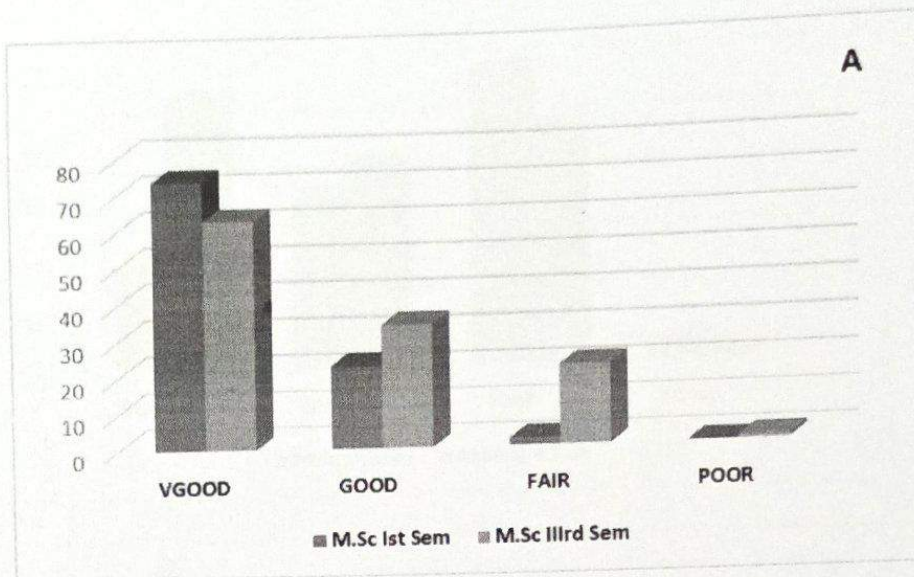


Head

S.O.S. in Environmental Science  
Pt. Ravishankar Shukla University  
Raipur (C.G.) 492 010



# FACULTY SCORE

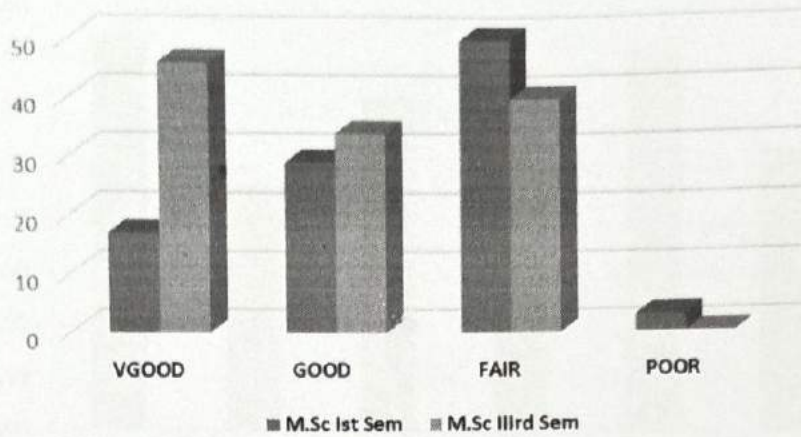


*[Signature]*  
Head

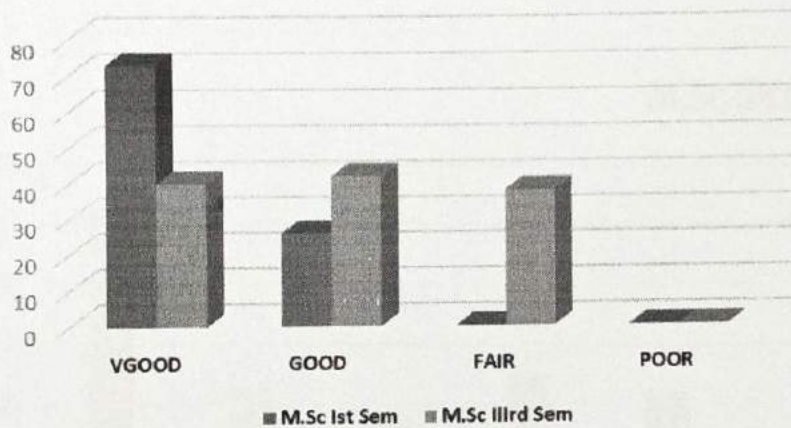
S.O.S. in Environmental Science  
Pt. Ravishankar Shukla University  
Raipur (C.G.) 492 015



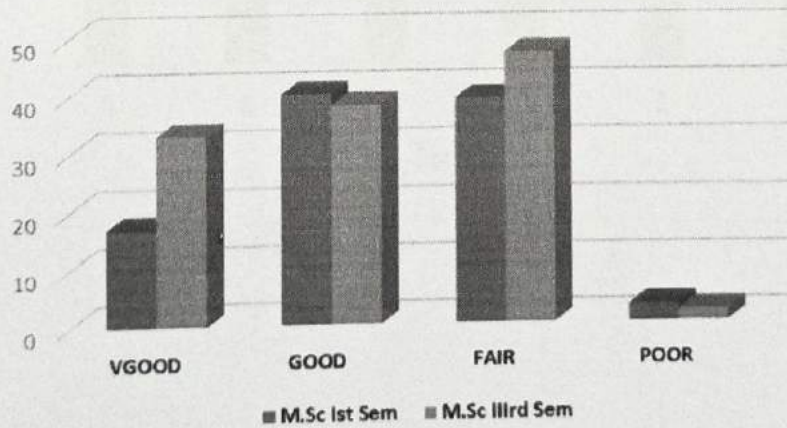
D



E



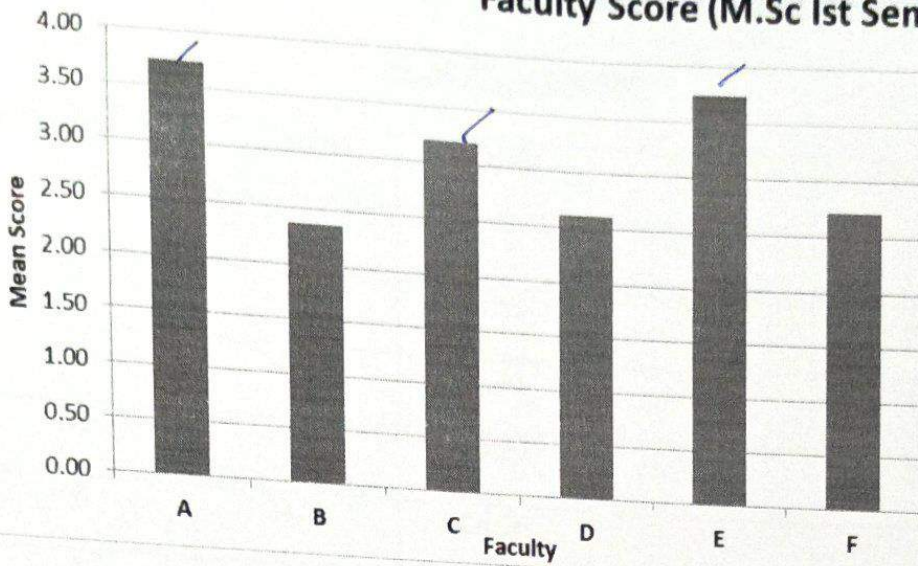
F



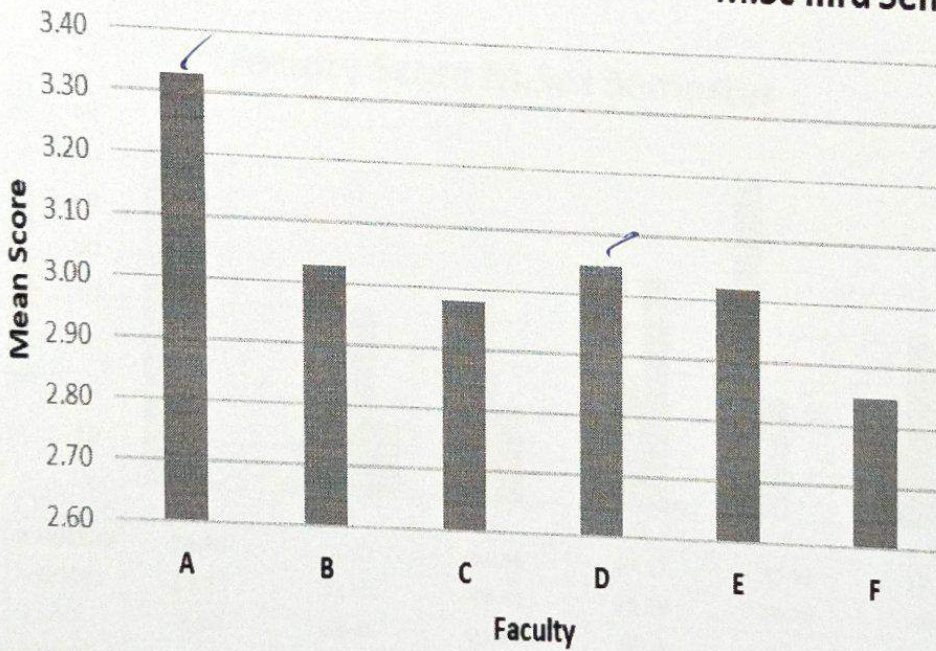
Head  
S.O.S. in Environmental Science  
Pt. Ravishankar Shukla University  
Raipur (C.C.) 492 010



# Faculty Score (M.Sc Ist Sem)



# M.Sc IIIrd Sem



Head

S.O.S. in Environmental Science  
 Pt. Ravishankar Shukla University  
 Raipur (C.G.) 492 010

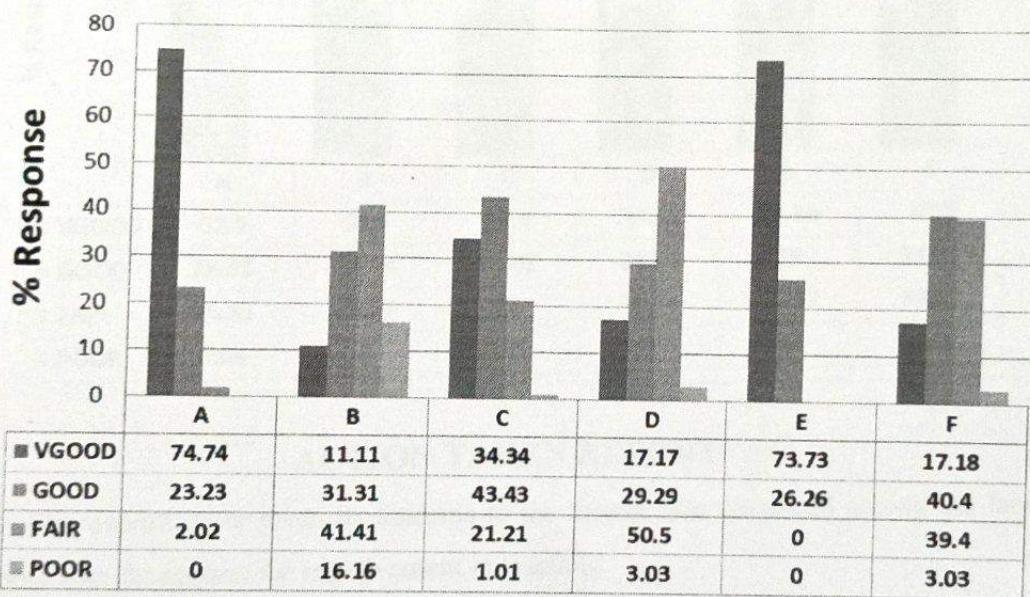


# PERCENT RESPONSE TO FACULTY (2022-23)

## M.Sc I<sup>st</sup> Semester

FACULTY	VGOOD	GOOD	FAIR	POOR
A	74.74	23.23	2.02	0
B	11.11	31.31	41.41	16.16
C	34.34	43.43	21.21	1.01
D	17.17	29.29	50.5	3.03
E	73.73	26.26	0	0
F	17.18	40.4	39.4	3.03

**Faculty Score M.Sc I Semester**



*[Handwritten Signature]*

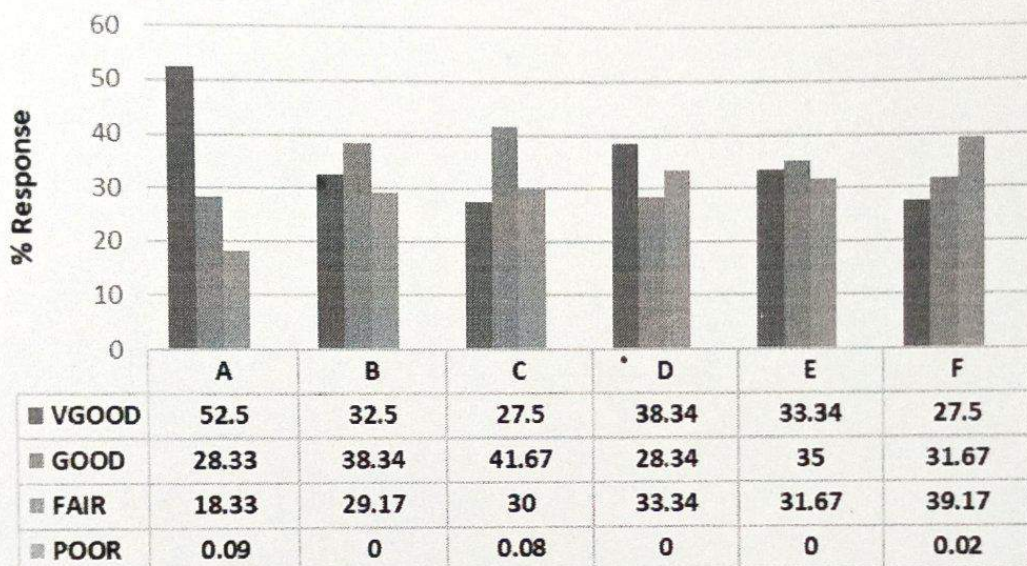
Head  
S.O.S. in Environmental Science  
Pt. Ravishankar Shukla University  
Raipur (C.G.) 492 015



### M.Sc III<sup>rd</sup> Semester


FACULTY	VGOOD	GOOD	FAIR	POOR
A	52.5	28.33	18.33	0.09
B	32.5	38.34	29.17	0
C	27.5	41.67	30	0.08
D	38.34	28.34	33.34	0
E	33.34	35	31.67	0
F	27.5	31.67	39.17	0.02

#### FACULTY SCORE, M.Sc III Semester



#### ACTION TAKEN REPORT

The overall score given by students to the faculty was circulated among the faculty members with the request for improvement in teaching.

  
**Head** 19.01.2023  
S.O.S. in Environmental Science  
Pt. Ravishankar Shukla University  
Raipur (C.G.) 492 009  
18.01.2023



# School of Studies in Geography.

## Questionnaire No. 1

Pt. Ravishankar Shukla University Raipur

Programme: M.A./M.Sc. IV Sem.

Department: S.O.S. in Geography

Semester/Term/Year: 2022-23

Students are required to rate the courses on the following attributes using the 4 – point scale shown.


The format given is for one course. Do the same for other courses on separate page.

4.00 3.00 2.00 1.50 0.0

A	B	C	D
Very Good	Good	Satisfactory	Unsatisfactory

Course- I


Sl. No.	Parameters	A Very Good	B Good	C Satisfactory	D Unsatisfactory	Total
1	Depth of the Course content including Project work if any.	8	6	1	-	15
2	Extent of Coverage of Course	8	6	1	-	15
3	Applicability/relevance to real life situations	5	9	1	-	15
4	Learning value (in terms of knowledge, concepts, manual Skills, analytical abilities and Broadening perspectives)	7	7	1	-	15
5	Clarity and relevance of textual reading material	7	8	-	-	15
6	Relevance of additional source Material (Library)	6	7	2	-	15
7	Extent of effort required by students	6	8	1	-	15
8	Provision of Sufficient time for feedback	4	7	4	-	15
9	Overall rating	8	6	2	-	15
	Total	59	64	13		135
	Percentage	43.70	47.47	9.62		100

  
अध्यक्ष  
भूगोल अध्ययनशाला  
पं. रविशंकर शुक्ल विश्वविद्यालय  
रायपुर (छ.ग.)

**Feedback Analysis**  
**M.A. M.Sc. IV Semester 2022-23**

**Questionnaire No. 1**

सत्र 2022-23 में एम. ए. एवं एम. एससी. चतुर्थ सेमेस्टर के छात्र-छात्राओं द्वारा फीडबैक दिया गया। यह फीडबैक कुल 15 छात्र-छात्राओं द्वारा दिया गया। Questionnaire No. 1 पाठ्यक्रम की संरचना व उपयोगिता से संबंधित है। Questionnaire No. 1 में 09 पैरामीटर है। 53 प्रतिशत विद्यार्थियों ने पाठ्यक्रम में विषय वस्तु की संरचना को अति उत्तम माना है जबकि 33 प्रतिशत विद्यार्थियों ने पाठ्यक्रम को वास्तविक जीवन में उपयोगिता के दृष्टिकोण से अति उत्तम है। साथ ही 53 प्रतिशत विद्यार्थियों ने यह माना कि पाठ्यक्रम निर्धारित समय में पूरा हुआ। 47 प्रतिशत विद्यार्थियों के अनुसार पाठ्यक्रम ज्ञान संकल्पना, पुस्तकीय कौशल व विश्लेषण योग्यता दृष्टिकोण के विस्तार में पूर्ण रूप से सहायक है। 47 प्रतिशत विद्यार्थियों के अनुसार पाठ्य सामग्री की स्पष्टता और प्रासंगिकता अति उत्तम है। 40 प्रतिशत विद्यार्थियों ने पुस्तकालय सामग्री की प्रासंगिकता को अति उत्तम कहा है। 44 प्रतिशत विद्यार्थियों के अनुसार पाठ्यक्रम का समग्र आकलन (Overall rating) अति उत्तम व उत्तम रहा।

  
प्रमोद शर्मा  
भूगोल अध्ययनशाला  
पं. विशंकर शुक्ल विश्वविद्यालय  
रायपुर (छ.ग.)



## Questionnaire No. 2

Pt. Ravishankar Shukla University

Student Feedback on Teacher (Separate for each Teacher)

Programme: MA /M.Sc. IV Sem.

Department S.o.S. In Geography

Teacher: Prof. Uma Gole

Sem./Term/Year: 2022-23

Please rate the teacher on the following attribute using the four point scale shown



Course -1

Sl. No.	Parameters	A Very good	B Good	C Satisfactory	D Unsatisfactory	Total
1	Knowledge base of the teacher (as Perceived by you)	12	03	-	-	15
2	Communication Skills (in terms of articulation comprehensibility)	10	04	01	-	15
3	Sincerity/Commitment of teacher	10	05	-	-	15
4	Interest generated by the teacher	12	02	01	-	15
5	Ability integrate to course material with environment/other issues, to provide a broader perspective	09	06	-	-	15
6	Ability to integrate content with other courses	11	03	01	-	15
7	Accessibility of the teacher in and out of the class (includes availability of the teacher to motivate further study and discussion outside class)	10	05	-	-	15
8	Ability to design quizzes / Tests /assignments / examinations and projects to evaluate students understanding of the course	10	03	01	01	15
9	Provision of sufficient time for feedback	10	05	00	-	15
Total		94	36	04	01	15
Percentage		69.63	26.67	2.96	0.74	100.00



## Questionnaire No. 2

Pt. Ravishankar Shukla University

Student Feedback on Teacher (Separate for each Teacher)

Programme: MA/M.Sc.IV Sem.

Department S.o.S. In Geography

Teacher: Dr. Tike Singh

Sem./Term/Year: 2022-23

Please rate the teacher on the following attribute using the four point scale shown



Course -1

Sl. No.	Parameters	A Very good	B Good	C Satisfactory	D Unsatisfactory	Total
1	Knowledge base of the teacher (as Perceived by you)	12	03	-	-	15
2	Communication Skills (in terms of articulation comprehensibility)	11	04	-	-	15
3	Sincerity/Commitment of teacher	11	03	-	01	15
4	Interest generated by the teacher	09	04	01	-	15
5	Ability integrate to course material with environment/other issues, to provide a broader perspective	11	03	01	-	15
6	Ability to integrate content with other courses	08	06	01	-	15
7	Accessibility of the teacher in and out of the class (includes availability of the teacher to motivate further study and discussion outside class)	10	04	01	-	15
8	Ability to design quizzes / Tests /assignments / examinations and projects to evaluate students understanding of the course	11	03	01	-	15
9	Provision of sufficient time for feedback	10	04	01	-	15
Total		93	34	06	01	135
Percentage		68.89	25.19	4.44	0.74	100.00

  
 अध्यक्ष  
 भूगोल अध्ययनशाला  
 पं. रावशंकर शुक्ल विश्वविद्यालय  
 (उ.प्र.)

## Feedback Analysis

M. A./M. Sc. IV Semester 2022-23

### Questionnaire No. 2

Questionnaire No. 2 में विद्यार्थियों द्वारा उन शिक्षकों के लिए प्रतिक्रिया या फीडबैक दिया गया, जिन्होंने उन विद्यार्थियों को अर्द्धसत्र में पढ़ाया है। इस प्रश्नावली में कुल 09 पैरामीटर हैं, जिनके लिए कुल 15 विद्यार्थियों द्वारा फीडबैक दिया गया।

#### **प्रो. उमा गोले**

80 प्रतिशत विद्यार्थियों ने प्रो. उमा गोले को शिक्षक के ज्ञान के आधार पर बहुत अच्छा कहा है। 86 प्रतिशत विद्यार्थियों ने प्रो. उमा गोले को सम्प्रेषण दक्षता (अभिगम्यता और बोधगम्यता के संदर्भ में), शिक्षक की लगनशीलता एवं प्रतिबद्धता, शिक्षक द्वारा उत्पन्न की गई अभिरुचि, शिक्षक विषय वस्तु को अन्य पाठ्यक्रमों से समन्वित करने की योग्यता हेतु बहुत अच्छा की श्रेणी में रखा है। समग्र आकलन (overall rating) के अनुसार कुल 69.63 प्रतिशत विद्यार्थियों ने प्रो. गोले को बहुत उत्कृष्ट शिक्षक की श्रेणी में रखा है।

#### **डॉ. टिके सिंह**

80 प्रतिशत विद्यार्थियों ने शिक्षक के ज्ञान के आधार पर डॉ. टिके सिंह को बहुत अच्छा माना है। 82 प्रतिशत विद्यार्थियों ने सम्प्रेषण दक्षता हेतु, शिक्षक की लगनशीलता एवं प्रतिबद्धता, विषय वस्तु को अन्य पाठ्यक्रमों से समन्वित करने की योग्यता के लिए डॉ. टिके सिंह को बहुत अच्छा की श्रेणी में रखा है। समग्र आकलन (overall rating) के अनुसार कुल 68.89 प्रतिशत विद्यार्थियों ने डॉ. टिके सिंह को बहुत उत्कृष्ट शिक्षक की श्रेणी में रखा है।


  
अध्यक्ष  
भूगोल अध्ययनशाला  
पं. रविशंकर शुक्ल विश्वविद्यालय  
रायपुर (छ.ग.)



**Pt. Ravishankar Shukla University, Raipur**  
**Name of the Department: Geography**  
**Questionnaire-3 (for final year student only)**  
**Year: 2022-23**

Students' overall Evaluation of Program and Teaching	Geography
Name of the Teacher	Dr. Uma Gole
Course/Program:	M.A./M.Sc. Geography IV Sem.
Year	2022-23


Sl. No	Parameter	A	B	C	D	Total
1	Your background for benefiting from the course was	10	05	-	-	15
2	Was the course conceptually difficult to understand	12	03	-	-	15
3	Were you able to get the prescribed reading	14	01	-	-	15
4	How well did the teacher prepare for class in advising	11	02	02	-	15
5	How helpful was the teacher in advising	15	-	-	-	15
6	Was the teacher	10	1	1	2	15
7	Was there any opportunity for personal interaction with teacher	12	3	-	-	15
8	Was there any opportunity for small group work	11	3	1		15
9	Were outsider experts invited to address you	11	3	-	1	15
10	Did you visit industries, laboratories, banks and outside universities	09	1	4	1	15
Total		115	22	8	4	150
Percentage		76.66	14.66	5.33	2.66	100

  
 अध्यक्ष  
 भूगोल अध्ययनशाला  
 पं. रविशंकर शुक्ल विश्वविद्यालय  
 रायपुर (छ.ग.)

**Pt. Ravishankar Shukla University, Raipur**  
**Name of the Department: Geography**  
**Questionnaire-3 (for final year student only)**  
**Year: 2022-23**

Students' overall Evaluation of Program and Teaching	Geography
Name of the Teacher	Dr. Tike Singh
Course/Program:	M.A./M.Sc. Geography IV Sem.
Year	2022-23

Sl. No	Parameter	A	B	C	D	Total
1	Your background for benefiting from the course was	7	8	-	-	15
2	Was the course conceptually difficult to understand	15	-	-	-	15
3	Were you able to get the prescribed reading	15	-	-	-	15
4	How well did the teacher prepare for class in advising	13	1	1	-	15
5	How helpful was the teacher in advising	14	1	-	-	15
6	Was the teacher	15	-	-	-	15
7	Was there any opportunity for personal interaction with teacher	12	3	-	-	15
8	Was there any opportunity for small group work	12	3	-	-	15
9	Were outsider experts invited to address you	12	3	-	-	15
10	Did you visit industries, laboratories, banks and outside universities	9	1	4	1	15
Total		124	20	5	1	150
Percentage		82.67	13.33	3.33	0.67	100.00

  
 अध्यक्ष  
 भूगोल अध्येयनशाला  
 पं. रविशंकर शुक्ल विश्वविद्यालय  
 रायपुर (छ.ग.)



## Feedback Analysis

M. A./M. Sc. IV Semester 2022-23

### Questionnaire No. 3


Questionnaire No. 3 में 2 शिक्षकों से संबंधित है। यह फीडबैक 10 अभिसूचकों पर आधारित है। इस फीडबैक को चतुर्थ सेमेस्टर 2022-23 में उत्तीर्ण हुए 15 विद्यार्थियों से लिया गया है।

**प्रो. उमा गोले**

प्रो. उमा गोले को Overall rating में 76.66 प्रतिशत विद्यार्थियों ने A श्रेणी में रखा है। 93 प्रतिशत विद्यार्थियों का मानना है कि उन्हें शिक्षक से अध्ययन संबंधी सामग्री सहजता से प्राप्त होती है। 80 प्रतिशत विद्यार्थियों ने पाठ्यक्रम को संकल्पित रूप से सहज एवं शिक्षक से व्यक्तिगत संवाद को सहज माना। 100 प्रतिशत विद्यार्थियों का मानना है कि शिक्षक परामर्श करने में सहायक हैं।

**डॉ. टिके सिंह**

डॉ. टिके सिंह को Overall rating में 82 प्रतिशत विद्यार्थियों ने A श्रेणी में रखा है। सभी विद्यार्थियों का मानना है कि उन्हें शिक्षक से अध्ययन संबंधी सामग्री सहजता से प्राप्त होता है। 86 प्रतिशत के अनुसार कक्षा के लिए शिक्षक की तैयारी को सम्पूर्ण माना तथा 100 प्रतिशत विद्यार्थियों के अनुसार शिष्ट एवं 93 प्रतिशत विद्यार्थियों का मानना है कि शिक्षक परामर्श करने में सहायक हैं।

  
अध्यक्ष  
भूगोल अध्ययनशाला  
मं. रविशंकर शुक्ल विश्वविद्यालय  
रायपुर (छ.ग.)

- 1 -

पं. रविशंकर शुक्ल विश्वविद्यालय, रायपुर (छत्तीसगढ़)  
पाठ्यक्रम के लिए विद्यार्थियों द्वारा दी जाने वाली फीडबैक

विभाग का नाम : भूविज्ञान एवं जल प्रबंधन अध्ययन शाला

पाठ्यक्रम का नाम :	Msc Geology
वर्ष :	2022-23

क्रम संख्या	पैरामीटर (मापक)	प्राध्यापक का नाम	पर्याप्त से ज्यादा	पर्याप्त	अपर्याप्त	कुछ नहीं कह सकते
1.	पाठ्यक्रम से लाभान्वित होने हेतु आपकी पृष्ठभूमि थी-	NB		✓		
		KRM		✓		
		PG		✓		
		JC		✓		
		KM		✓		
		SIK		✓		
2.	पाठ्यक्रम संकल्पित रूप से कैसा था ?		सहज	चलाया जा सके	कठिन	बहुत कठिन
		NB		✓		
		KRH		✓		
		PG		✓		
		JC		✓		
		KM		✓		
3.	क्या अप निर्धारित अध्ययन-सामग्री प्राप्त करने में सक्षम थे ?		सहजता	कठिनाई	बिल्कुल भी नहीं	बहुत ज्यादा कठिनाई से
		NB	✓			
		KRH	✓			
		PG	✓			
		JC	✓			
		KM	✓			
4.	कक्षा लिए शिक्षक की तैयारी कितनी अच्छी थी ?		पूर्ण रूप	संतोषप्रद	खराब	उदासीन
		NB		✓		
		KRH		✓		
		PG		✓		
		JC		✓		
		KM		✓		
5.	परामर्श करने में शिक्षक कितने सहायक थे ?		सहायक	असहायक	कभी-कभी सहायक	कभी कभार सहायक
		NB			✓	
		KRH			✓	
		PG			✓	
		JC			✓	
		KM			✓	



क्रम संख्या	पैरामीटर (मापक)	प्राध्यापक का नाम	शिष्ट	अशिष्ट	उदासीन	कठोर
		NB	✓			
		KRH	✓			
		PG	✓			
		JC	✓			
		KM	✓			
		SIK	✓			
7.	क्या शिक्षक के साथ व्यक्तिगत संवाद का कोई अवसर था ?		हाँ	कुछ हद तक	नहीं था	कुछ नहीं कह सकते
		NB			✓	
		KRH			✓	
		PG			✓	
		JC			✓	
		KM			✓	
		SIK			✓	
8.	क्या छोटे समूहों में कार्य करने का कोई अवसर था ?		हाँ	कुछ हद तक	नहीं था	कह नहीं सकते
		NB			✓	
		KRH			✓	
		PG			✓	
		JC			✓	
		KM			✓	
		SIK			✓	
9.	क्या आपको अतिथि विशेषज्ञ ने संबोधित किया ?		हाँ	कभी कभार	नही	बहुधा / अक्सर
		NB			✓	
		KRH			✓	
		PG			✓	
		JC			✓	
		KM			✓	
		SIK			✓	
10.	क्या आपने कारखाने / प्रयोगशालाएँ / बैंक और अन्य विश्वविद्यालयों में भ्रमण किया ?		हाँ अक्सर	बहुधा	नही	हाँ, बहुत कम
		NB			✓	
		KRH			✓	
		PG			✓	
		JC			✓	
		KM			✓	
		SIK			✓	

टीप:- 1. Dr. N. Bodhanker-NB 2. Dr. K.R. Hari-KRH 3. Dr. Pooja Gupta-PG 4. Dr. Jyoti Chandrawanshi-JC  
5. Dr. Korsa Munna-KM 6. Dr. Sadiya Idris Khan-SIK

11. पाठ्यक्रम में सुधार हेतु सुझाव -

पं. रविशंकर शुक्ल विश्वविद्यालय, रायपुर (छत्तीसगढ़)

शिक्षकों के लिए विद्यार्थियों द्वारा दी जाने वाली प्रतिक्रिया (फीडबैक)

प्रश्नावली - 2

टीप : विद्यार्थियों द्वारा शिक्षकों की प्रतिपुष्टि (प्रत्येक शिक्षक के लिए, कृपया केवल उन्हीं शिक्षकों के लिए प्रतिपुष्टि है जिन्होंने आप को अर्धसत्र में पढ़ाया है।)

पाठ्यक्रम का नाम :	
--------------------	--

क्रम संख्या	पैरामीटर (मापक)	प्राध्यापक का नाम	बहुत अच्छा	अच्छा	संतोषप्रद	असंतोषप्रद
1.	शिक्षक का ज्ञान आधार (जैसा आपने देखा)	NB		✓		
		KRH		✓		
		PG			✓	
		JC			✓	
		KM			✓	
		SIK			✓	
2.	संप्रेषण दक्षता (अभिव्यक्ति और बोधगम्यता के संदर्भ में)	NB	✓			
		KRH	✓			
		PG	✓			
		JC	✓			
		KM	✓			
		SIK	✓			
3.	शिक्षक की लगनशीलता/प्रतिबद्धता	NB	✓			
		KRH	✓			
		PG	✓			
		JC	✓			
		KM	✓			
		SIK	✓			
4.	शिक्षक द्वारा उत्पन्न की गई अभिरुचि	NB		✓		
		KRH		✓		
		PG		✓		
		JC		✓		
		KM		✓		
		SIK		✓		
5.	विषयवस्तु को वातावरण/अन्य विषयों के साथ पाठ्यक्रम को एकीकृत करने की दक्षता	NB	✓			
		KRH	✓			
		PG		✓		
		JC	✓			
		KM	✓			
		SIK	✓			

Handwritten signature



- 2 -

क्रम संख्या	पैरामीटर (मापक)	प्राध्यापक का नाम	बहुत अच्छा	अच्छा	संतोषप्रद	असंतोषप्रद
6.	विषयवस्तु का अन्य पाठ्यक्रमों से समन्वित करने की योग्यता	NB	✓			
		KRH	✓			
		PG	✓			
		JC	✓			
		KM	✓			
		SIK	✓			
7.	कक्षा में व कक्षा के बाहर शिक्षक की सुगमता (आगे की शिक्षा एवं कक्षा के बाहर विचार-विमर्श करने के लिए शिक्षक उपलब्ध रहते हैं)	NB		✓		
		KRH		✓		
		PG		✓		
		JC		✓		
		KM		✓		
		SIK		✓		
8.	छात्रों (विषयवस्तु की बोधगम्यता) का मूल्यांकन करने की दृष्टि से शिक्षक प्रश्नमंच/परीक्षण/कार्याबंटन/परीक्षा/प्रोजेक्ट इत्यादि का आयोजन करता है।	NB	✓			
		KRH	✓			
		PG		✓		
		JC	✓			
		KM		✓		
		SIK		✓		
9.	समग्र आंकलन	NB				
		KRH	✓			
		PG	✓			
		JC	✓			
		KM	✓			
		SIK	✓			

टीप:- 1. Dr. N. Bodhanker-NB 2. Dr. K.R. Hari-KRH 3. Dr. Pooja Gupta-PG 4. Dr. Jyoti Chandrawanshi-JC  
5. Dr. Korsa Munna-KM 6. Dr. Sadiya Idris Khan-SIK

10. पाठ्यक्रम में सुधार हेतु सुझाव -

पं. रविशंकर शुक्ल विश्वविद्यालय, रायपुर (छत्तीसगढ़)  
पाठ्यक्रम के लिए विद्यार्थियों द्वारा दी जाने वाली फीडबैक

प्रश्नावली - 1

पाठ्यक्रम/कार्यक्रम :	M & L Geology.
सेमेस्टर :	IV Sem.
वर्ष :	2022-2023

क्रम संख्या	पैरामीटर (मापक)	अति उत्तम	उत्तम	संतोषप्रद	असंतोषप्रद
1.	पाठ्यक्रम में विषयवस्तु की संरचना प्रोजेक्ट कार्य सहित (यदि कोई हो तो)		✓		
2.	पाठ्यक्रम कितना पूरा हुआ ?		✓		
3.	वास्तविक जीवन में पाठ्यक्रम कितना उपयोगी है।		✓		
4.	अधिगम मूल्य (ज्ञान संकल्पना, पुस्तकीय कौशल, विश्लेषण योग्यता दृष्टिकोण का विस्तार)		✓		
5.	पाठ्य-सामग्री की स्पष्टता और प्रासंगिकता		✓		
6.	अन्य स्रोत सामग्री की प्रासंगिकता (पुस्तकालय)		✓		
7.	छात्रों का वांछित प्रयास		✓		
8.	प्रतिपुष्टि के लिए पर्याप्त समय (Feedback) का प्रावधान		✓		
9.	समग्र आंकलन		✓		

*Heil*



**School of Studies in Geology and Water Resources Management  
Pt. Ravishankar Shukla University, Raipur 492 010**

**Student Feedback 2022-23**

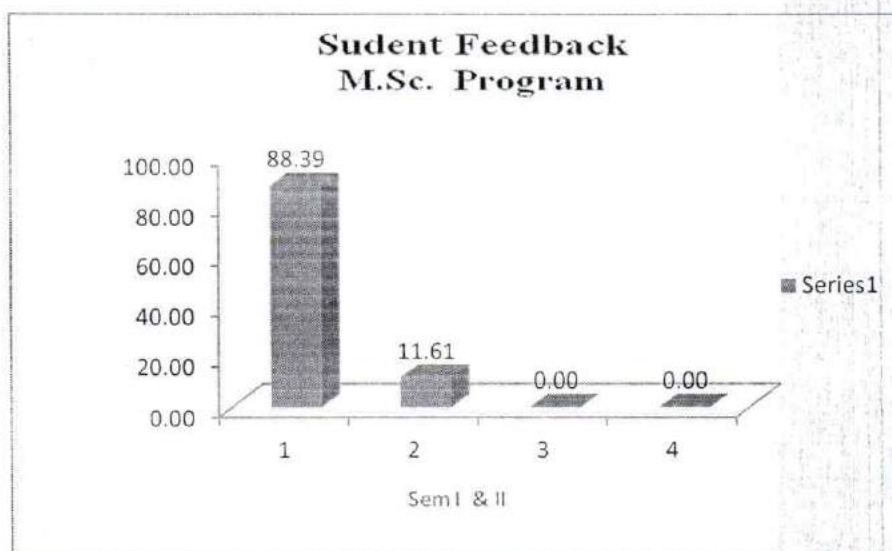
**NAMES OF FACULTY**

NAMES OF FACULTY	Abbreviations used
Dr. N. Bodhankar	A
Dr. K.R. Hari	B
Jyoti Chandrawanshi	C
Korma Munna	D
Sadiya Idris Khan	E

No. of students participating – M.Sc. Geology (34)

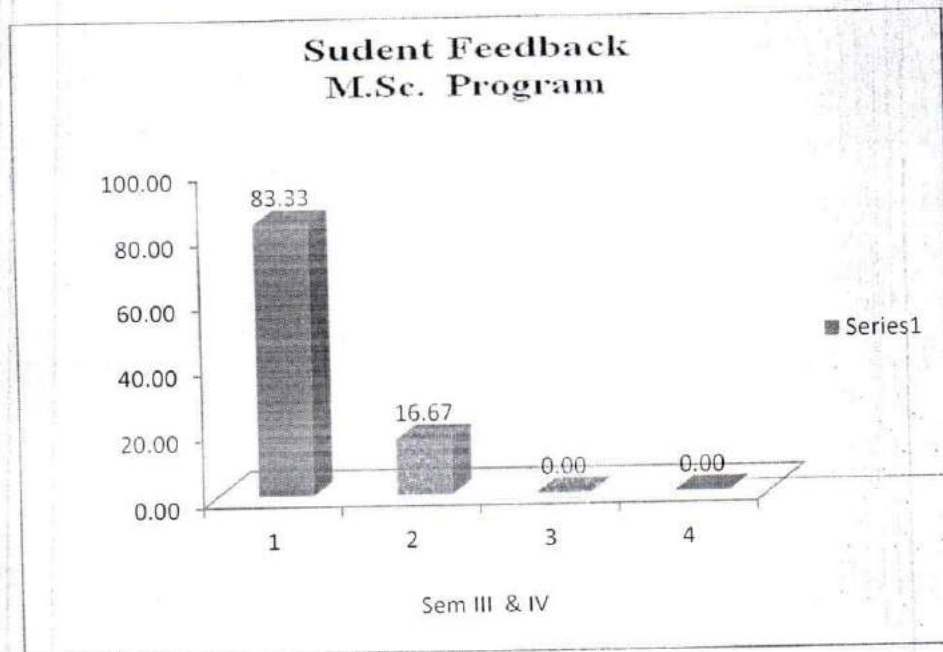
SCORING			
4	3	2	1
A	B	C	D
VERY GOOD	GOOD	SATISFACTORY	UNSATISFACTORY

**STUDENT FEEDBACK**

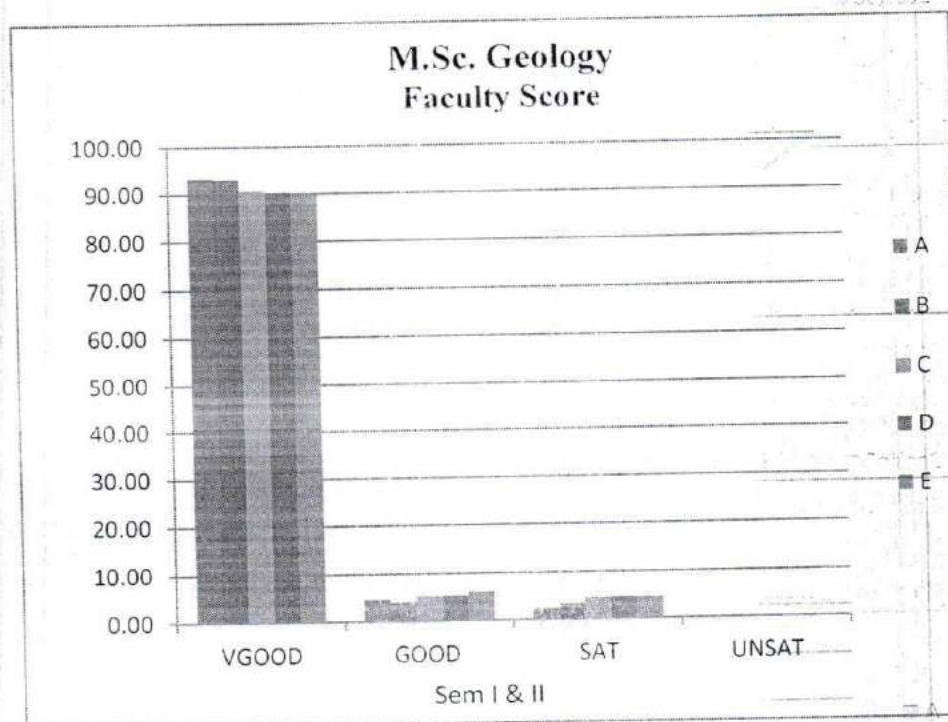


*Handwritten signature*

## STUDENT FEEDBACK

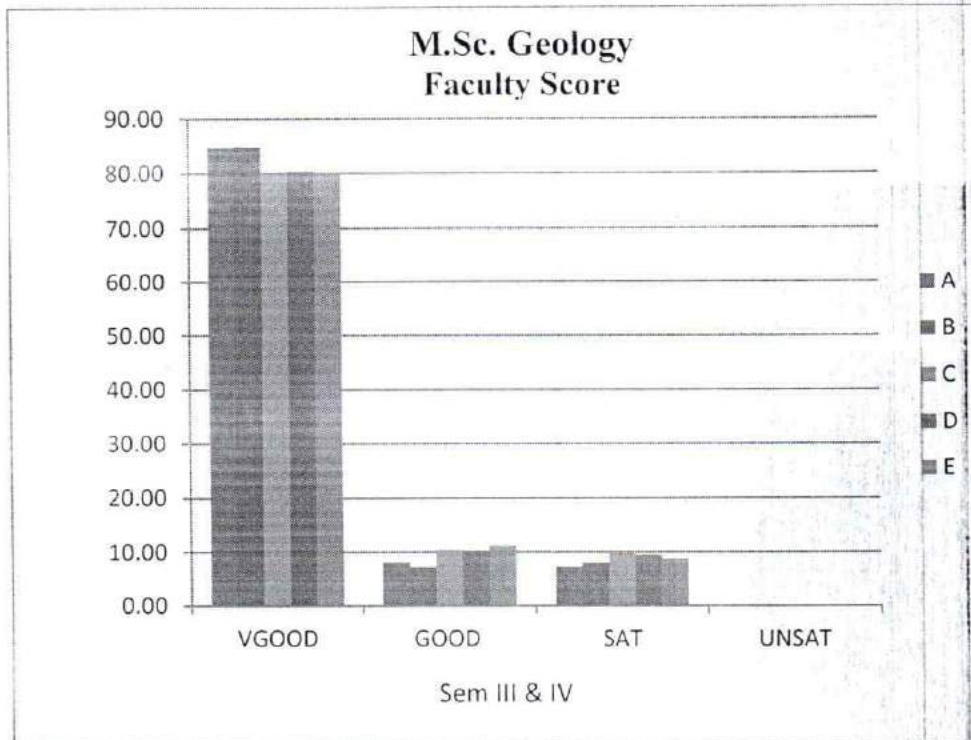


## SCORE OF A, B, C, D & E FACULTIES FOR M.Sc. Geology





SCORE OF A, B, C, D & E FACULTIES FOR M.Sc. Geology



*[Signature]*  
Head





## M.Sc. Geology

1 Depth of the course content including project work, if any

2 Extent of coverage of course

3 Applicability / relevance to real life situations

Learning value ( in terms of knowledge, concepts, manual  
4 skills, analytical abilities and broadening perspectives)  
Clarity and relevance of textual reading material

5

Relevance of additional source material (Library)

6

Extent of effort required by students

7

Overall rating

8

Geol1	Geol2	Geol3	Geol4	Geol5	Geol6	Geol7
4	4	4	4	4	4	4
4	4	4	4	4	4	3
4	4	4	4	4	4	4
4	3	3	3	3	4	4
3	4	4	4	4	4	4
4	4	4	4	4	4	4
4	4	4	4	4	4	3
4	4	4	4	4	4	4
3.88	3.88	3.88	3.88	3.75	4.00	3.75
3.875	3.875	3.875	3.875	3.75	4	3.75

Neel

Conversion - 5

1.4.1 and 1.4.2

②

[illegible]


QUESTIONS	VGOOD	GOOD	SAT	UNSAT	TOTAL
1	13	1	0	0	
2	11	3	0	0	
3	10	4	0	0	
4	12	2	0	0	
5	14	0	0	0	
6	12	2	0	0	
7	14	0	0	0	
8	13	1	0	0	
<b>Total</b>	<b>99</b>	<b>13</b>	<b>0</b>	<b>0</b>	<b>112</b>
<b>% Response</b>	<b>88.39</b>	<b>11.61</b>	<b>0.00</b>	<b>0.00</b>	<b>100</b>



Criterion-1


1.4.1 and 1.4.2

8



Nil





# M.Sc. Geology

- 1 Depth of the course content including project work, if any
- 2 Extent of coverage of course
- 3 Applicability / relevance to real life situations
- 4 Learning value ( in terms of knowledge, concepts, manual skills, analytical abilities and broadening perspectives)
- 5 Clarity and relevance of textual reading material
- 6 Relevance of additional source material (Library)
- 7 Extent of effort required by students
- 8 Overall rating

	Geol1	Geol2	Geol3	Geol4	Geol5	Geol6	Geol7
	4	4	4	4	4	4	4
	4	4	4	4	3	4	4
	4	4	4	4	4	4	4
	4	3	4	4	4	4	4
	4	4	4	4	4	3	4
	3	4	4	4	4	4	4
	4	4	3	4	4	4	4
	4	3	4	4	4	3	4
	3	4	4	4	4	4	3
	3.75	3.75	3.88	3.88	4.00	3.75	3.88
	3.75	3.75	3.875	3.875	4	3.75	3.875



Criterion -3

1.4.1 and 1.4.2 (3)

Geol8	Geol9	Geol10	Geol11	Geol12	Geol13	Geol14	Mean
4	3	4	4	3	4	4	
4	4	4	4	4	3	4	
3	4	3	4	4	4	4	
3	4	4	4	3	4	4	
4	4	4	4	4	4	3	
4	4	4	3	4	4	4	
4	3	4	4	4	4	4	
3.75	3.75	3.88	3.88	3.63	3.88	3.88	3.85
3.75	3.75	3.875	3.875	3.625	3.875	3.875	3.85

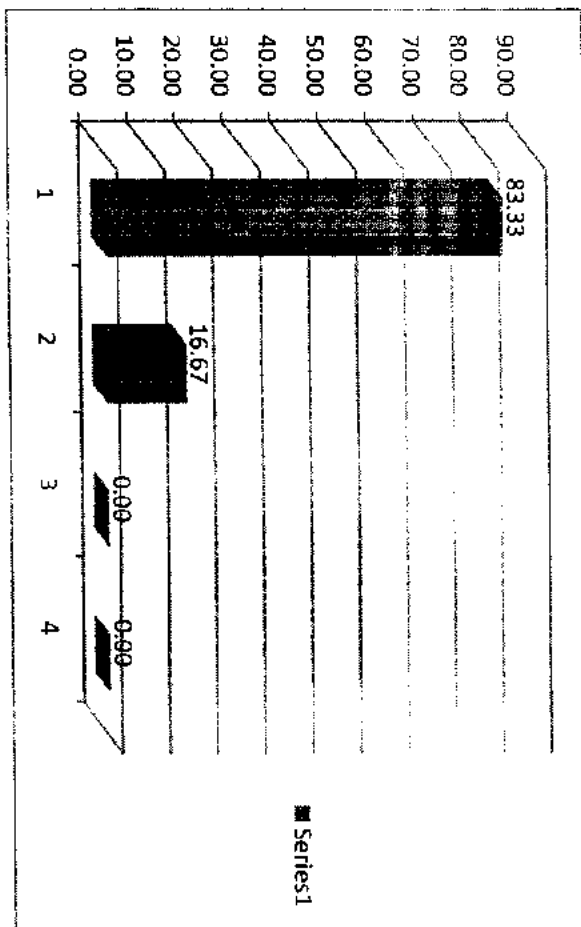
QUESTIONS	VGOOD	GOOD	SAT	UNSAT	TOTAL
1	11	1	0	0	
2	10	2	0	0	
3	10	2	0	0	
4	9	3	0	0	
5	10	2	0	0	
6	11	1	0	0	
7	10	2	0	0	
8	9	3	0	0	
Total	80	16	0	0	96
% Response	83.33	16.67	0.00	0.00	100

Min

Conference-1

1.4.1 and 1.4.2

②





A	Geol1	Geol2	Geol3	Geol4	Geol5	Geol6	Geol7	Geol8	Geol9	Geol10	Geol11	Geol12	Geol13
1 Knowledge base of the teacher (as perceived by student)	4	4	4	4	4	4	4	4	4	4	4	4	4
2 Communication Skills (in terms of articulation and comprehensibility)	4	3	4	4	4	4	4	4	4	4	4	4	4
3 Sincerity / Commitment of the teacher	4	4	4	3	4	4	4	4	4	4	4	4	4
4 Interest generated by the teacher	4	4	4	4	4	4	4	4	4	4	4	4	4
5 Ability to integrate course material with environment/other issues, to provide a broader perspective	4	4	4	4	4	3	4	4	4	4	4	4	4
6 Ability to integrate content with other courses	4	4	4	4	4	4	4	4	4	4	4	4	4
7 Accessibility of the teacher in and out of the class (includes availability of the teacher to motivate further study and discussion outside class)	4	4	4	4	4	4	4	4	4	3	4	4	4
8 Ability to design quizzes/Tests/ assignments/ examinations and projects to evaluate students understanding of the course	4	4	3	4	4	4	4	4	4	4	4	4	4
9 Overall rating	4.00	3.89	3.89	3.89	4.00	3.89	4.00	4.00	4.00	3.89	4.00	4.00	4.00

B	Geol1	Geol2	Geol3	Geol4	Geol5	Geol6	Geol7	Geol8	Geol9	Geol10	Geol11	Geol12	Geol13
1 Knowledge base of the teacher (as perceived by student)	4	4	4	4	4	4	4	4	4	4	4	4	4
2 Communication Skills (in terms of articulation and comprehensibility)	4	4	4	4	4	4	4	4	4	3	4	4	4
3 Sincerity / Commitment of the teacher	4	4	3	4	4	4	4	4	4	4	4	4	4
4 Interest generated by the teacher	4	4	4	4	4	4	4	4	4	4	4	4	4
5 Ability to integrate course material with environment/other issues, to provide a broader perspective	4	4	4	4	4	3	4	4	4	4	4	4	4



Ability to integrate content with other courses	1	2	3	4	5	6	7	8	9	10
Accessibility of the teacher in and out of the class (includes availability of the teacher to motivate further study and discussion outside class)	1	2	3	4	5	6	7	8	9	10
Ability to design quizzes/Tests/ assignments/ examinations and projects to evaluate students understanding of the course	1	2	3	4	5	6	7	8	9	10
Overall rating	1	2	3	4	5	6	7	8	9	10

[illegible]



D	Geol1	Geol2	Geol3	Geol4	Geol5	Geol6	Geol7	Geol8	Geol9	Geol10	Geol11	Geol12	Geol13
1 Knowledge base of the teacher (as perceived by student)	4	4	4	4	4	4	4	4	4	4	4	4	4
2 Communication Skills (in terms of articulation and comprehensibility)	3	4	4	4	4	4	4	4	4	4	4	4	4
3 Sincerity / Commitment of the teacher	4	4	4	4	4	4	4	4	4	4	4	4	4
4 Interest generated by the teacher	4	4	4	4	4	4	4	4	4	4	4	4	4
5 Ability to integrate course material with environment/other issues, to provide a broader perspective	4	4	4	4	3	4	4	4	4	4	4	4	4
6 Ability to integrate content with other courses	4	4	3	4	4	4	3	4	4	4	4	4	4
7 Accessibility of the teacher in and out of the class (includes availability of the teacher to motivate further study and discussion outside class)	4	4	4	4	4	4	4	4	4	3	4	4	4
8 Ability to design quizzes/Tests/ assignments/ examinations and projects to evaluate students understanding of the course	4	4	4	4	4	4	4	4	4	4	4	4	4
9 Overall rating	4	4	3	4	4	4	3	4	4	4	4	4	4
	3.8889	4	3.7778	4	3.8889	4	3.7778	4	4	3.8889	4	4	4

E	Geol1	Geol2	Geol3	Geol4	Geol5	Geol6	Geol7	Geol8	Geol9	Geol10	Geol11	Geol12	Geol13
1 Knowledge base of the teacher (as perceived by student)	4	4	4	4	4	4	4	4	4	4	4	4	4
2 Communication Skills (in terms of articulation and comprehensibility)	3	4	4	4	4	4	4	4	4	4	4	4	4
3 Sincerity / Commitment of the teacher	4	4	4	4	4	3	4	4	4	4	3	3	3
4 Interest generated by the teacher	4	4	4	4	4	4	4	4	4	4	4	4	4
5 Ability to integrate course material with environment/other issues, to provide a broader perspective	4	4	4	4	3	4	4	4	4	4	4	4	4

Alleg



[illegible]



[illegible]

4.00	4.00
------	------

4	4
4	4
4	4
4	4
4	4

Percent response to faculty

Category	VGOOD	GOOD	SAT	UNSAT
A	92.00	5.00	2.00	0.00
B	90.00	4.00	2.00	0.00
C	88.00	3.00	2.00	0.00
D	86.00	2.00	2.00	0.00
E	0.00	1.00	1.00	0.00



Criteria 51

1.4.1 and 1.4.2 (3)




3.89 4.00 3.96

6	14	0	0	0
7	12	1	1	0
8	13	0	1	0
9	13	1	0	0
Total	121	5	4	0
% Response	93.08	3.85	3.08	0.00

0

Geo14 Geo15



3.8889 4 3.9231

QUESTIONS	VGOOD	GOOD	SAT	UNSAT	TOTAL
1	13	1	0	0	
2	14	2	1	0	
3	13	0	1	0	
4	14	0	0	0	
5	14	0	0	0	
6	13	1	0	0	
7	13	0	1	0	
8	12	1	1	0	
9	11	1	1	0	
Total	107	6	5	0	118

6.4.1 und 1.4.2 B

Contestant I

Geol14 Geol15

4	4
4	4
4	4
4	4
4	4
4	4
4	4
4	4
4	4
4	4
4	4

4 3.9481

% Response	90.68	5.08	4.24	0.00	
QUESTIONS	VGOOD	GOOD	SAT	UNSAT	TOTAL
1	14	0	1	0	
2	14	1	0	0	
3	14	0	1	0	
4	13	2	0	0	
5	13	1	1	0	
6	15	0	0	0	
7	13	1	1	0	
8	14	1	0	0	
9	12	1	2	0	
Total	122	7	6	0	135
% Response	90.37	5.19	4.44	0	

Geol14 Geol15

4	4
4	4
4	4
4	4
4	4
4	4

1.4.2

QUESTIONS	VGOOD	GOOD	SAT	UNSAT	TOTAL
1	15	0	0	0	
2	14	0	1	0	
3	13	2	0	0	
4	14	1	2	0	
5	13	1	1	0	

Criterion-5

(1.4.1) and (1.4.2)

(18)

4	4
4	4
4	4
4	4

4 4 3.9407

6	14	1	0	0	
7	13	1	1	0	
8	14	1	0	0	
9	13	1	1	0	
Total	123	8	6	0	137
% Response	89.78	5.84	4.38	0	



A	Geol1	Geol2	Geol3	Geol4	Geol5	Geol6	Geol7	Geol8	Geol9	Geol10	Geol11	Geol12	Geol13
1 Knowledge base of the teacher (as perceived by student)	4	4	4	4	4	4	4	4	4	4	4	4	4
2 Communication Skills (in terms of articulation and comprehensibility)	4	4	4	4	4	4	4	4	4	4	4	4	4
3 Sincerity / Commitment of the teacher	4	4	4	4	4	4	4	4	4	4	4	4	4
4 Interest generated by the teacher	4	4	4	4	4	4	3	4	4	4	4	4	3
5 Ability to integrate course material with environment/other issues, to provide a broader perspective	3	4	4	4	4	4	4	4	3	4	4	4	4
6 Ability to integrate content with other courses	4	4	4	4	4	4	4	4	4	4	4	4	4
7 Accessibility of the teacher in and out of the class (includes availability of the teacher to motivate further study and discussion outside class)	4	4	4	4	4	3	4	4	4	4	4	4	4
8 Ability to design quizzes/Tests/ assignments/ examinations and projects to evaluate students understanding of the course	4	4	4	4	4	4	4	4	4	4	4	4	4
9 Overall rating	3.89	4.00	3.89	4.00	4.00	3.89	3.89	3.89	3.89	4.00	4.00	4.00	3.89

B	Geol1	Geol2	Geol3	Geol4	Geol5	Geol6	Geol7	Geol8	Geol9	Geol10	Geol11	Geol12	Geol13
1 Knowledge base of the teacher (as perceived by student)	4	4	4	4	4	4	4	4	4	4	4	4	4
2 Communication Skills (in terms of articulation and comprehensibility)	4	4	4	4	4	4	4	4	4	4	4	4	4
3 Sincerity / Commitment of the teacher	4	4	4	4	4	3	4	4	4	4	4	4	3
4 Interest generated by the teacher	4	4	4	4	4	4	4	3	4	4	4	4	4
5 Ability to integrate course material with environment/other issues, to provide a broader perspective	4	4	4	4	3	4	4	4	3	4	4	4	4







D	Geol1	Geol2	Geol3	Geol4	Geol5	Geol6	Geol7	Geol8	Geol9	Geol10	Geol11	Geol12	Geol13
1 Knowledge base of the teacher (as perceived by student)	4	4	4	4	4	4	4	4	4	4	4	4	4
2 Communication Skills (in terms of articulation and comprehensibility)	4	4	4	4	4	4	4	4	4	4	4	4	4
3 Sincerity / Commitment of the teacher	4	4	3	4	4	4	4	4	4	4	4	4	4
4 Interest generated by the teacher	4	4	4	4	4	4	4	4	4	4	4	4	3
5 Ability to integrate course material with environment/other issues, to provide a broader perspective	4	4	4	4	4	3	4	4	4	4	4	4	4
6 Ability to integrate content with other courses	4	4	4	4	4	4	4	4	4	4	4	4	4
7 Accessibility of the teacher in and out of the class (includes availability of the teacher to motivate further study and discussion outside class)	4	4	3	4	4	4	4	4	4	3	3	3	4
8 Ability to design quizzes/Tests/ assignments/ examinations and projects to evaluate students understanding of the course	4	4	4	4	3	4	4	4	4	4	4	4	4
9 Overall rating	4	4	4	4	4	4	4	4	4	4	4	4	4
	4	4	3.7778	4	3.8889	3.8889	4	4	4	3.8889	3.8889	3.8889	3.8889

E	Geol1	Geol2	Geol3	Geol4	Geol5	Geol6	Geol7	Geol8	Geol9	Geol10	Geol11	Geol12	Geol13
1 Knowledge base of the teacher (as perceived by student)	4	4	4	4	4	4	4	4	4	4	4	4	4
2 Communication Skills (in terms of articulation and comprehensibility)	4	4	4	4	4	4	4	4	4	4	4	4	4
3 Sincerity / Commitment of the teacher	4	4	3	4	4	4	4	3	4	4	4	4	4
4 Interest generated by the teacher	4	4	4	4	4	4	4	4	4	4	4	4	3
5 Ability to integrate course material with environment/other issues, to provide a broader perspective	4	4	4	4	4	3	4	4	4	4	4	4	4







Geol14 Mean

4
4
4
4
4
4
4
2
4
4

3.93


Geol14

4
4
4
4
4
4

QUESTIONS	VGOOD	GOOD	SAT	UNSAT	TOTAL
1	14	0	0	0	0
2	14	0	0	0	0
3	11	2	1	0	0
4	10	2	2	0	0
5	11	2	1	0	0
6	12	1	1	0	0
7	10	2	2	0	0
8	12	1	1	0	0
9	11	0	1	0	0
Total	105	10	9	0	124
% Response	84.68	8.06	7.26	0.00	#DIV/0!
QUESTIONS	VGOOD	GOOD	SAT	UNSAT	TOTAL
1	14	0	0	0	0
2	12	1	1	0	0
3	13	0	1	0	0
4	11	1	2	0	0
5	14	0	0	0	0

Percent response to faculty

FACULTY	VGOOD	GOOD	SAT	UNSAT
A	84.68	8.06	7.26	0
B	84.80	7.20	8.00	0.00
C	79.84	10.48	9.68	0.00
D	80.31	10.24	9.45	0.00
E	80.16	11.11	8.73	0.00





4
4
3

3.89

3.89

6	11	1	1	0	
7	10	2	2		
8	11	2	1	0	
9	10	2	2	0	
Total	106	9	10	0	125
% Response	84.80	7.20	8.00	0.00	100.00

0

Geo14

4
4
4
4
4
4
4
4
4
4

3.888889

QUESTIONS	VGOOD	GOOD	SAT	UNSAT	TOTAL
1	13	1	0	0	
2	11	2	1	0	
3	10	2	2	0	
4	11	0	1	0	
5	11	2	1	0	
6	11	1	2	0	
7	10	2	2	0	
8	10	2	2	0	
9	12	1	1	0	
Total	99	13	12	0	124

criticism - 1

1.4.1 and 1.4.2

Geol14

4
4
4
4
4
4
4
4
4
4

4 3.936508

Geol14

4
4
4
4
4
4

% Response	79.84	10.48	9.68	0.00
QUESTIONS	VGOOD	GOOD	SAT	UNSAT
1	13	1	0	0
2	13	0	1	0
3	11	1	2	0
4	11	2	2	0
5	10	2	2	0
6	11	2	1	0
7	10	2	2	0
8	11	2	1	0
9	12	1	1	0
Total	102	13	12	0
% Response	80.31	10.24	9.45	0.00
QUESTIONS	VGOOD	GOOD	SAT	UNSAT
1	14	0	0	0
2	12	2	0	0
3	10	2	2	0
4	11	1	2	0
5	11	2	1	0

Wendy



Criterion-5

1.4.1 and 1.4.2 ③

4	
4	
4	

4 3.912698

6	12	2	0	0	
7	10	2	2	0	
8	10	2	2	0	
9	11	1	2	0	
Total	101	14	11	0	126
% Response	80.16	11.11	8.73	0.00	

# Online Student FEEDBACK (2022-23) For Final Semester/ Year Students

3 responses

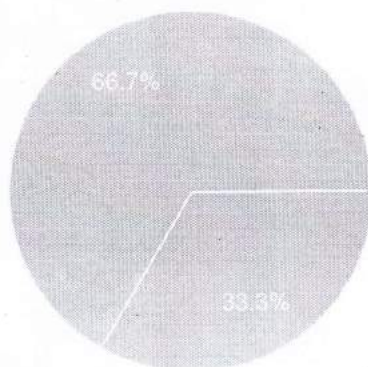
Dr. D.N. Khutle

Publish analytics

01. Your Beck grand for benefiting from the Course was

Copy

3 responses

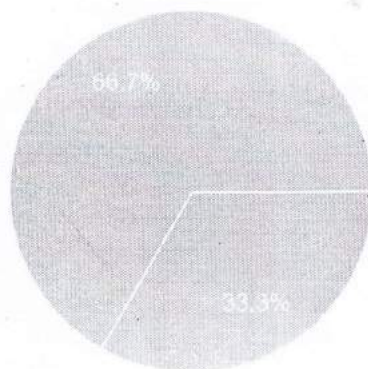


- More than adequate
- Just adequate
- Inadequate
- Cannot say

02. Was the Course Conceptually difficult to understand?

Copy

3 responses




- Easy
- Manageable
- difficult
- very difficult

03. Were you able to get the prescribed reading?

Copy

3 responses




- Easily
- With Difficulty
- Not at all
- With Great Difficulty




02. Was the course conceptually difficult to understand ?

2 responses




03. Were you able to get the prescribed reading ?

2 responses



04. How well did the teacher prepare for class ?


2 responses



05. How helpful was the teacher in advising ?

 Copy

2 responses




- ☒ Helpful
- ☐ Unhelpful
- ☐ Sometimes helpful
- ☐ Sometimes unhelpful

06. was the teacher ?


 Copy

2 responses




- ☒ Courteous
- ☐ Rude
- ☐ Indifferent
- ☐ Strict

07. was there any opportunity for personal interaction with teacher ?

 Copy

2 responses




- ☒ Yes
- ☒ To some external
- ☐ Nil
- ☐ Cannot say

08. was there any opportunity for small group work ?

 Copy

2 responses




- ☒ Yes
- ☒ To some extent
- ☐ Nil
- ☐ Cannot say

09. were outside experts invited to address you ?

 Copy

2 responses




- ☒ Yes, frequently
- ☒ Yes, sometimes
- ☐ Yes, rarely
- ☐ No

10. Did you visit industries, laboratories, banks located outside the university ?

 Copy

2 responses



- ☒ Yes, frequently
- ☒ Yes, sometimes
- ☐ Yes, rarely
- ☐ No

Name of the teacher: Dr. Uma, 2022

Course: M.A. English


Year: 2022



01. Your Background for benefiting from the Course was ?

Copy

2 responses




- More than adequate
- Just adequate
- Inadequate
- Cannot say

02. Was the Course conceptually difficult to understand ?

Copy

2 responses




- Easy
- Manageable
- Difficult
- Very difficult

03. Were you able to get the prescribed reading ?

Copy

2 responses




- Easily
- With difficulty
- Not at all
- With great difficulty

04. How well did the teacher prepare for class ?


 Copy

2 responses




- ☐ Thoroughly
- ☒ Satisfactorily
- ☐ Poorly
- ☐ Indifferently

05. How helpful was the teacher in advising ?

 Copy

2 responses




- ☒ Helpful
- ☐ Unhelpful
- ☐ Sometimes helpful
- ☐ Sometimes unhelpful

06. was the teacher ?

 Copy

2 responses




- ☒ Courteous
- ☐ Rude
- ☐ Indifferent
- ☐ Strict

07. was there any opportunity for personal interaction with teacher ?

 Copy

2 responses




- Yes
- To some external
- Nil
- Cannot say

08. was there any opportunity for small group work ?


 Copy

2 responses




- Yes
- To some extent
- Nil
- Cannot say

09. were outside experts invited to address you ?

 Copy

2 responses



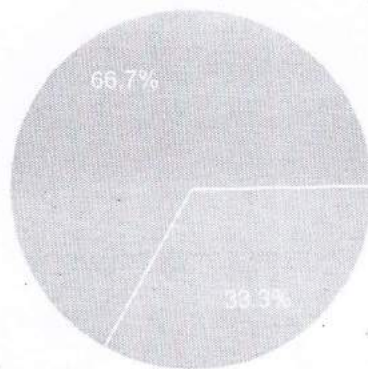
- Yes, frequently
- Yes, sometimes
- Yes, rarely
- No



10. Did you visit industries, laboratories, bank located outside the university ?

 Copy

3 responses



- Yes, frequently
- Yes, sometimes
- Yes, rarely
- No

Pt. Ravishankar Shukla University, Raipur

Student Overall Evaluation of Program

Master of Science in Information Technology

Course: M.Sc. Information Technology

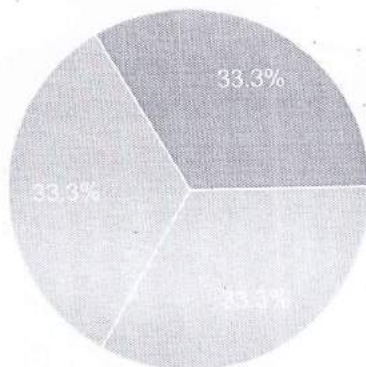
Year: 2023

Dr. B. Nushli

01. Your Beck grand for benefiting from the Course was

 Copy

3 responses




- More than adequate
- Just adequate
- Inadequate
- Cannot say
- Option 2

02. Was the course conceptually difficult to understand?

 Copy

3 responses




- Easy
- Manageable
- Difficult
- Very difficult



03. Were you able to get the prescribed reading?


3 responses



- Easily
- With difficult
- Not at all
- With great difficulty

04. How well did the teacher prepare for class?


2 responses



- Thoroughly
- Satisfactorily
- Poorly
- Indifferently

05. How helpful was the teacher in advising ?

2 responses




- Helpful
- Unhelpful
- Sometimes helpful
- Sometimes unhelpful





06. Was the teacher ?

2 responses



- Courteous
- Rude
- Indifferent
- Strict

07. Was there any opportunity for personal interaction with teacher ?



2 responses




- Yes
- To some external
- Nil
- Cannot say

08. Was there any opportunity for small group work ?



2 responses




- Yes
- To some external
- Nil
- Cannot say



09. Were outside experts invited to address you ?

 Copy

2 responses




- Yes, frequently
- Yes, sometimes
- Yes, rarely
- No

10. Did you visit industries, laboratories, bank located outside the university ?

 Copy

2 responses




- Yes, frequently
- Yes, sometimes
- Yes, rarely
- No

FL Ravisthambur, Chaitanya University, Raipur  
Student Overall Evaluation of Program  
Name of the teacher: Dr. Seema Pal  
Course: M.A. Final IV Sem  
Year: 2022

01. Your Beck grand for benefiting from the Course was ?

 Copy

2 responses




- More than adequate
- Just adequate
- Inadequate
- Cannot say

## 04. How well did the teacher prepare for class?

 Copy

3 responses




- Thoroughly
- Satisfactorily
- Poorly
- Indifferently

## 05. How Helpful was the teacher in advising?

 Copy

3 responses




- Helpful
- Unhelpful
- Sometimes helpful
- Sometimes Unhelpful

## 06. Was the Teacher ?

 Copy

3 responses




- Courteous
- Rude
- Indifferent
- Strict

07. Was there any Opportunity for personal interaction with teacher ?


 Copy

3 responses




- Yes
- To some external
- Nil
- Cannot say

08. Was there any Opportunity for small group work ?

 Copy

3 responses




- Yes
- To some extent
- Nil
- Cannot say

09. Were outside experts invited to address you ?

 Copy

3 responses




- Yes, frequently
- Yes, sometimes
- Yes, rarely
- No



10. Did you visit industries, laboratories, banks located outside the university ?

 Copy

2 responses



- Yes , frequently
- Yes, sometimes
- Yes, rarely
- No

This content is neither created nor endorsed by Google. [Report Abuse](#) - [Terms of Service](#) - [Privacy Policy](#)

Google Forms

# Online Student FEEDBACK On teacher ( Separate for each Teacher Pleade give Only for those Teacher Who have taught you in this Semester (2022-23)


18 responses

Publish analytics

01. Knowledge base of the teacher (as perceived) by you

 Copy

18 responses




- Very good
- Good
- Satisfactory
- Unsatisfactory

02. Communication skills (in terms of articulation and comprehensibility)

 Copy

17 responses

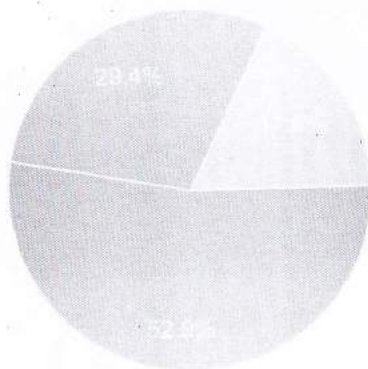


- Very good
- Good
- Satisfactory
- Unsatisfactory

## Sincerity/Commitment of the teacher

 Copy

responses




- Very good
- Good
- Satisfactory
- Unsatisfactory

## 04. Interest generated by the teacher

 Copy

17 responses




- Very good
- Good
- Satisfactory
- Unsatisfactory

## 05. Ability to integrate course material with environment/ other issues to provide a broader perspective

 Copy


17 responses




- Very good
- Good
- Satisfactory
- Unsatisfactory



## Ability to integrate content with other courses


 Copy

responses




- Very good
- Good
- Satisfactory
- Unsatisfactory

## 07. Accessibility of the teacher in and out of the class (include availability of the teacher to motivate further study and discussion outside class)

 Copy

17 responses




- Very good
- Good
- Satisfactory
- Unsatisfactory

## 08. Ability to design quizzes/ tests/ assignment/ examination and projects to evaluate students understanding of the course

 Copy

17 responses




- Very good
- Good
- Satisfactory
- Unsatisfactory

## Overall rating

 Copy

7 responses



- Very good
- Good
- Satisfactory
- Unsatisfactory

Online Student FEEDBACK On teacher ( Separate for each Teacher Pleade give Only for those Teacher Who have taught you in this Semester (2022-23)

 Copy


**Pt. Ravishankar Shukla University, Raipur**

**Name of The Teacher : Dr. Banso nuruti**

**Name of the Course Taught: M.A II Semester& IV Semester**

**Year: 2023**

9 responses




● Option 1

## 1. Knowledge base of the teacher (as perceived) by you

 Copy

13 responses

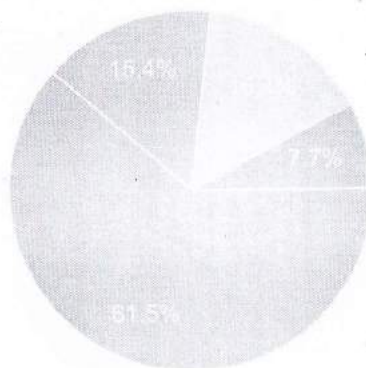


- Very good
- Good
- Satisfactory
- Unsatisfactory

## 02. Communication skills (in terms of articulation and comprehensibility)

 Copy

13 responses

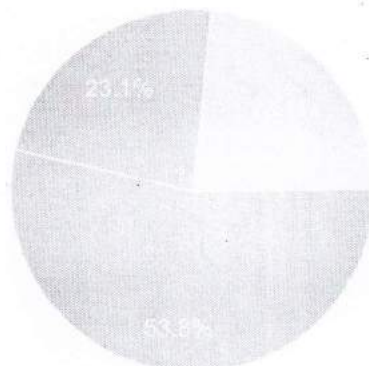


- Very good
- Good
- Satisfactory
- Unsatisfactory

## 03. Sincerity/Commitment of the teacher

 Copy

13 responses




- Very good
- Good
- Satisfactory
- Unsatisfactory



## 4. Interest generated by the teacher

Copy

13 responses




- Very good
- Good
- Satisfactory
- Unsatisfactory

## 05. Ability to integrate course material with environment/ other issues to provide a broader perspective

Copy

13 responses




- Very good
- Good
- Satisfactory
- Unsatisfactory

## 06. Ability to integrate content with other courses

Copy

13 responses




- Very good
- Good
- Satisfactory
- Unsatisfactory

7. Accessibility of the teacher in and out of the class (include availability of the teacher to motivate further study and discussion outside class)

 Copy

06. Ability to integrate content with other courses

12 responses

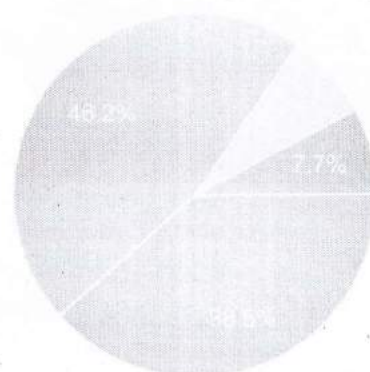


● Very good  
● Good  
● Satisfactory  
● Unsatisfactory

08. Ability to design quizzes/ tests/ assignment/ examination and projects to evaluate students understanding of the course

 Copy

13 responses




● Very good  
● Good  
● Satisfactory  
● Unsatisfactory

09. Overall rating

 Copy

13 responses



● Very good  
● Good  
● Satisfactory  
● Unsatisfactory

Online Student FEEDBACK On teacher ( Separate for each Teacher Pleade give Only for those Teacher Who have taught you in this Semester (2022-23)

Pt. Ravishankar Shukla University, Raipur

Name of The Teacher : Dr. Uday Adhau

Name of the Course Taught: M.A II Semester& IV Semester

Year: 2023

Online Student FEEDBACK On teacher ( Separate for each Teacher Pleade give Only for those Teacher Who have taught you in this Semester (2022-23)




Pt. Ravishankar Shukla University, Raipur

Name of The Teacher : Dr. Seema Pal

Name of the Course Taught: M.A II Semester& IV Semester

Year: 2023

6 responses






## 01. Knowledge base of the teacher (as perceived) by you

 Copy

15 responses




- Very good
- Good
- Satisfactory
- Unsatisfactory

## 02. Communication skills (in terms of articulation and comprehensibility)

 Copy

15 responses




- Very good
- Good
- Satisfactory
- Unsatisfactory

## 03. Sincerity/Commitment of the teacher

 Copy


15 responses



- Very good
- Good
- Satisfactory
- Unsatisfactory

## 04. Interest generated by the teacher


15 responses

 Copy

- Very good
- Good
- Satisfactory
- Unsatisfactory

## 05. Ability to integrate course material with environment/ other issues to provide a broader perspective


15 responses

 Copy

- Very good
- Good
- Satisfactory
- Unsatisfactory


## 06. Ability to integrate content with other courses

15 responses


 Copy

- Very good
- Good
- Satisfactory
- Unsatisfactory

07. Accessibility of the teacher in and out of the class (include availability of the teacher to motivate further study and discussion outside class)

 Copy

15 responses




- Very good
- Good
- Satisfactory
- Unsatisfactory

08. Ability to design quizzes/ tests/ assignment/ examination and projects to evaluate students understanding of the course

 Copy

15 responses




- Very good
- Good
- Satisfactory
- Unsatisfactory

09.Overall rating

 Copy

14 responses



- Very good
- Good
- Satisfactory
- Unsatisfactory

This content is neither created nor endorsed by Google. [Report Abuse](#) - [Terms of Service](#) - [Privacy Policy](#)

Google Forms



# Online Student FEEDBACK (2022-23)


7 responses

Public | 10/19/2023

1. Depth of the course content including project work, if any

 Copy

7 responses




- Very good
- Good
- Satisfactory
- Unsatisfactory

2. Extent of coverage of course\*

 Copy

7 responses




- Very good
- Good
- Satisfactory
- Unsatisfactory

3. Applicability / relevance to real life situations\* Extent of coverage of course\*

 Copy


7 responses



- Very good
- Good
- Satisfactory
- Unsatisfactory

4. Learning value (in terms of knowledge, concepts, analytical abilities and broadening perspectives)


7 responses



- Very good
- Good
- Satisfactory
- Unsatisfactory

5. Clarity and relevance of textual reading material\*

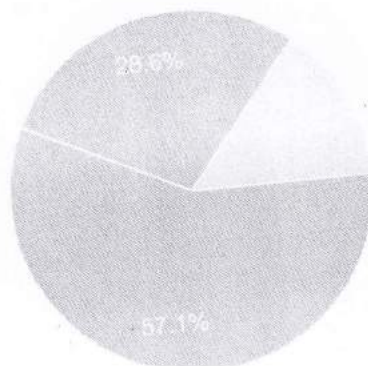
7 responses



- Very good
- Good
- Satisfactory
- Unsatisfactory

6. Relevance of additional source material (Library)\*


7 responses



- Very good
- Good
- Satisfactory
- Unsatisfactory

# 7. Extent of effort required by students

7 responses




- Very good
- Good
- Satisfactory
- Unsatisfactory

Copy

# 8. Provision of Sufficient time for feedback

7 responses




- Very good
- Good
- Satisfactory
- Unsatisfactory

Copy

# 9. Overall rating\*

7 responses



- Very good
- Good
- Satisfactory
- Unsatisfactory



# Overall rating\*

7 responses



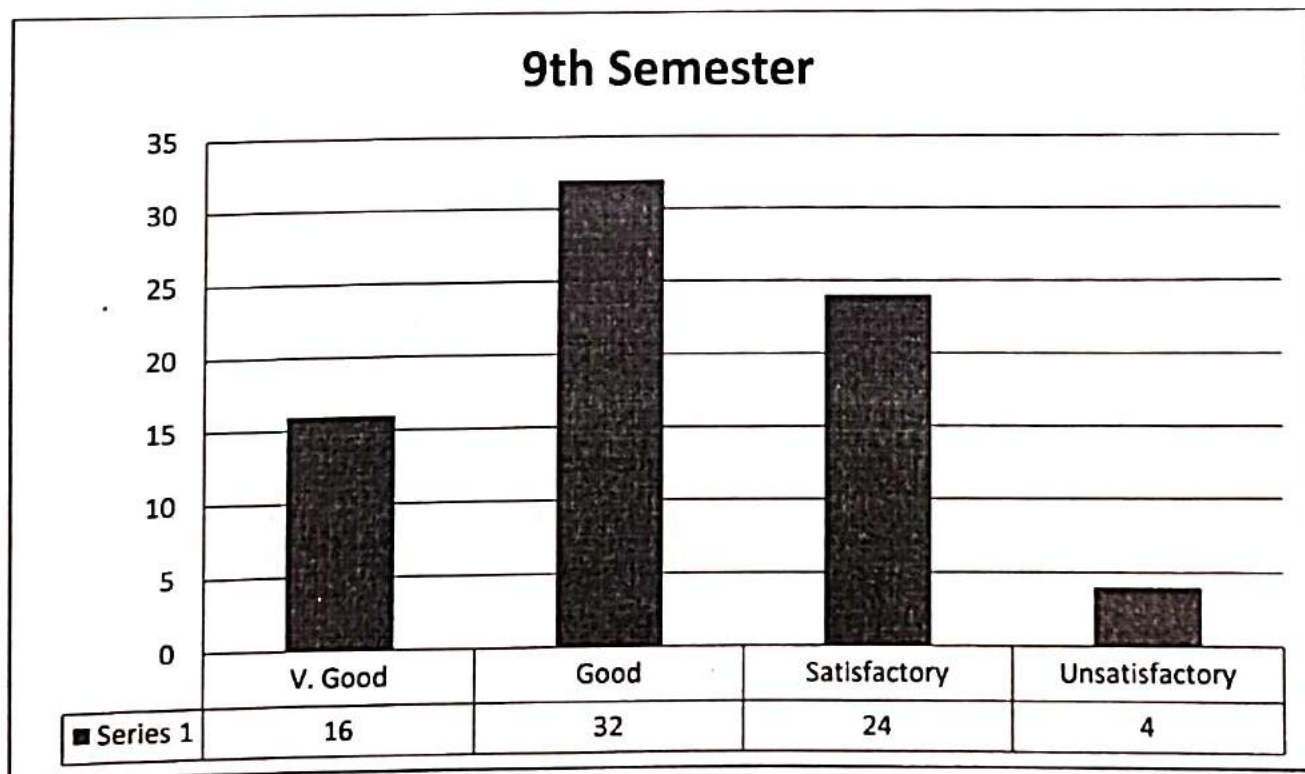
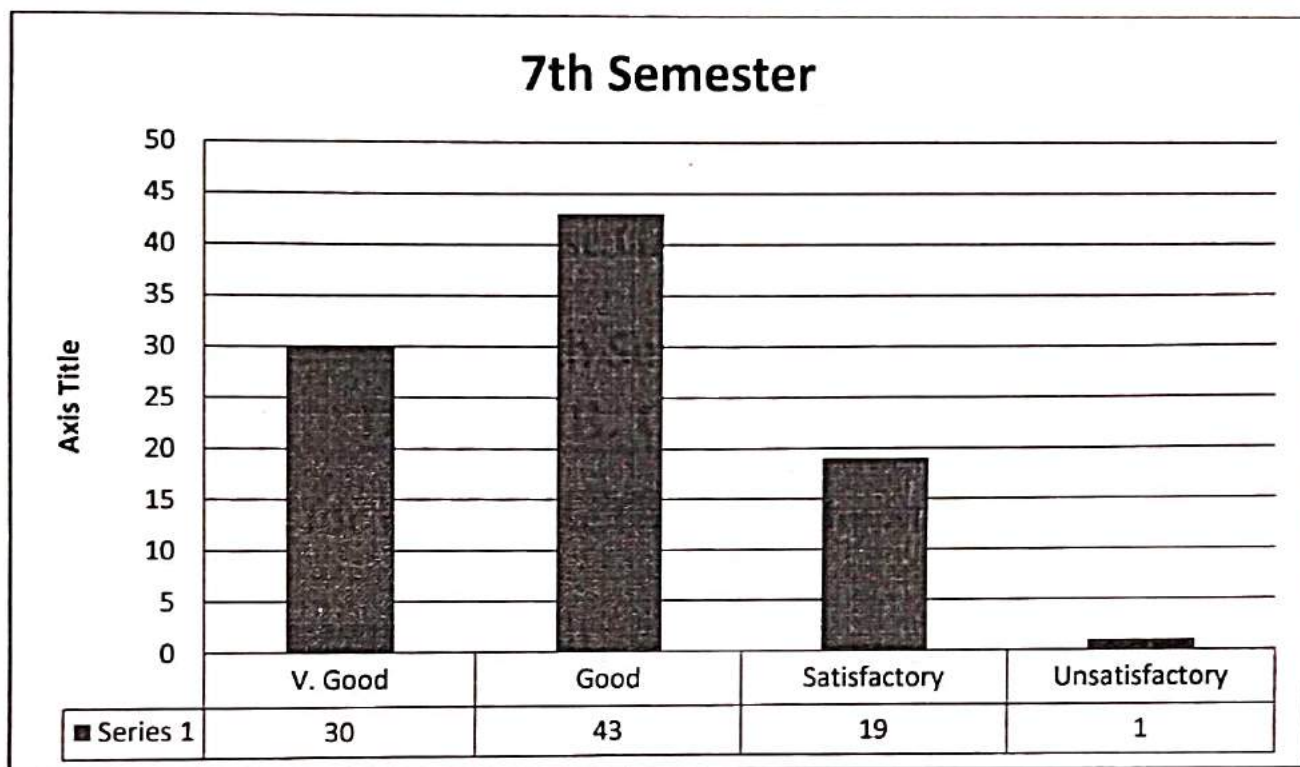
- Very good
- Good
- Satisfactory
- Unsatisfactory

This content is neither created nor endorsed by Google. [Report Abuse](#) - [Terms of Service](#) - [Privacy Policy](#)

Google Forms

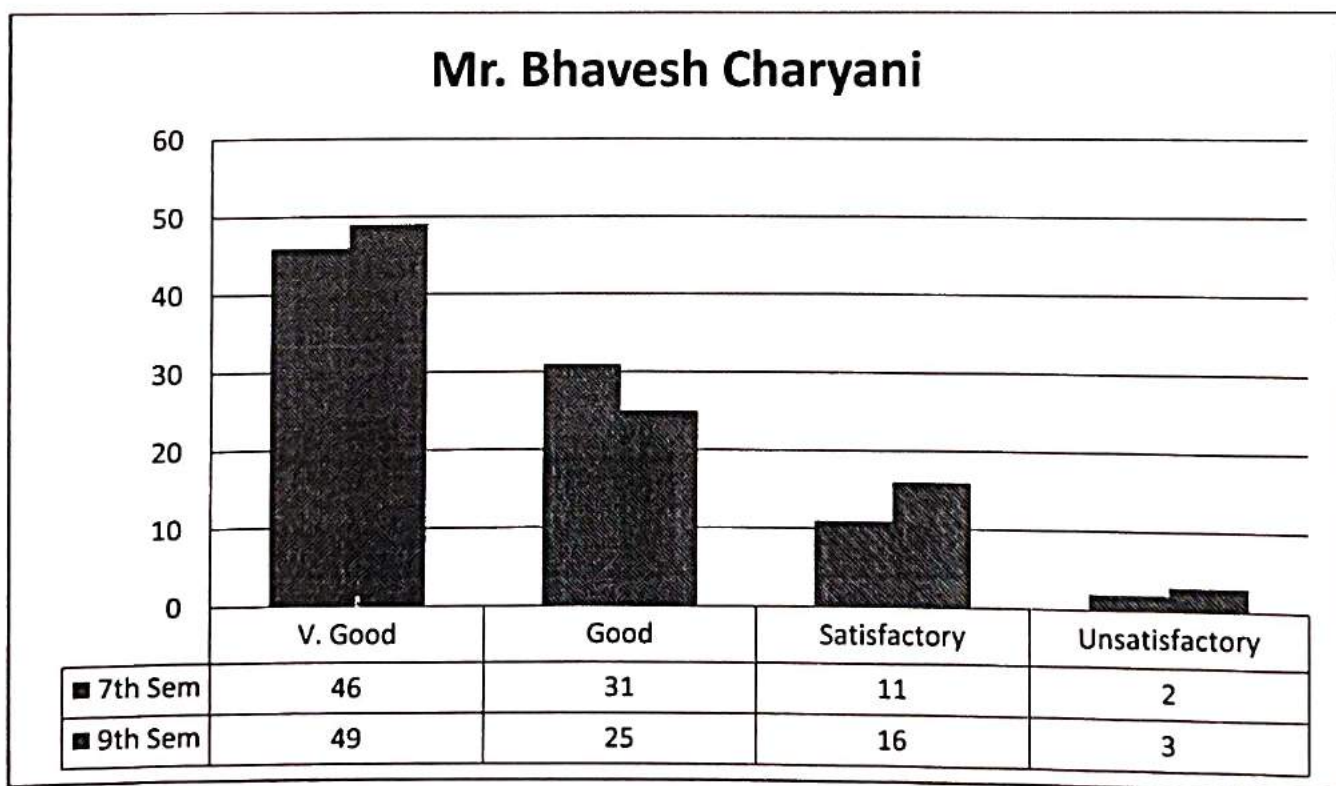
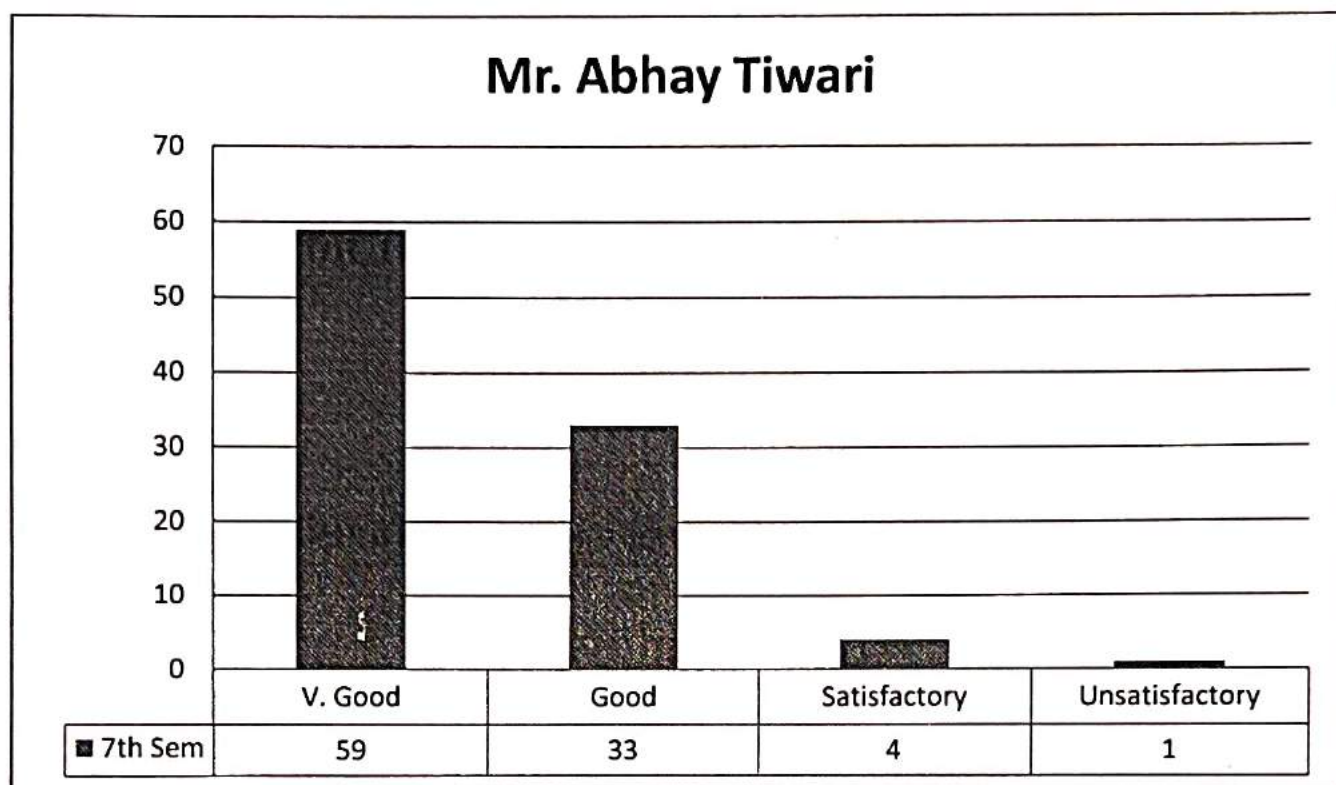
## B.A.LL.B. Course Score

### Feedback for the Course Given by the Students 2022-23



## Faculty Score

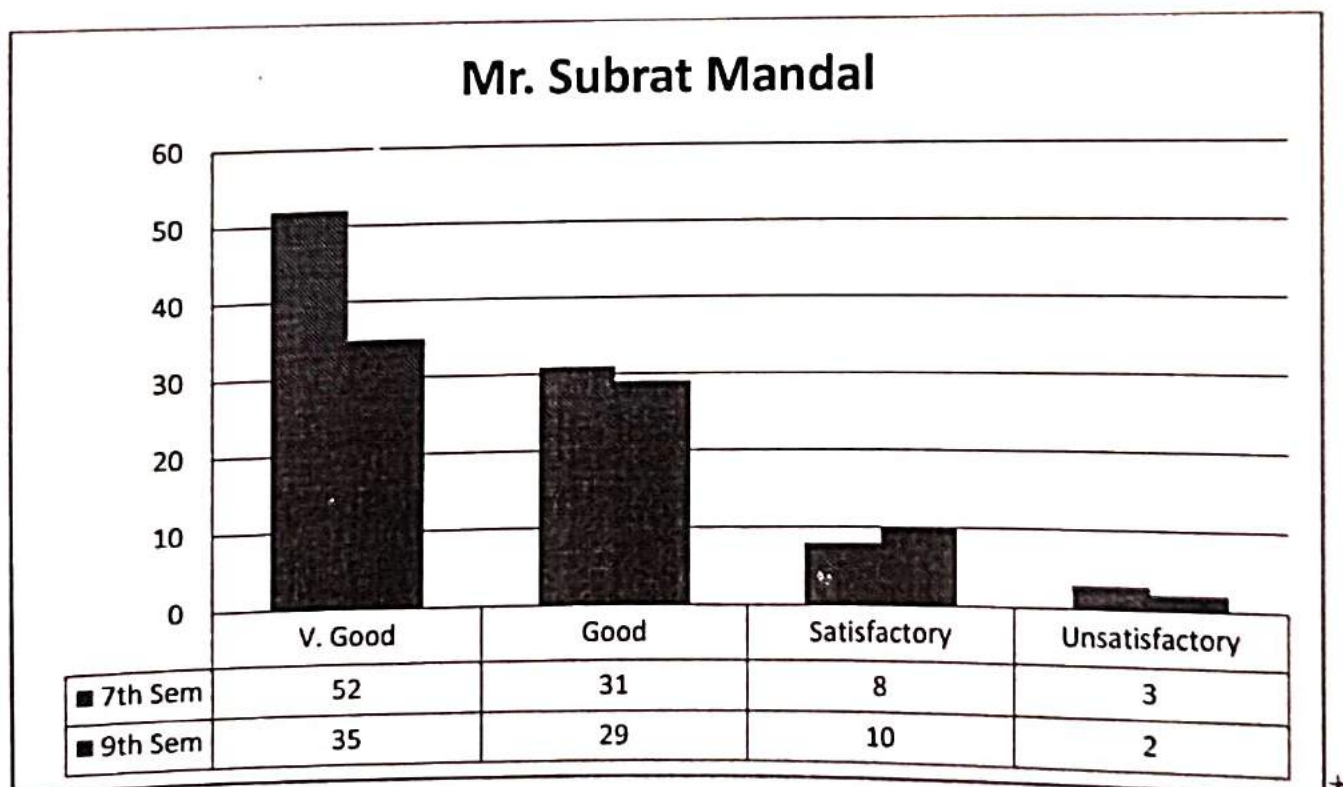
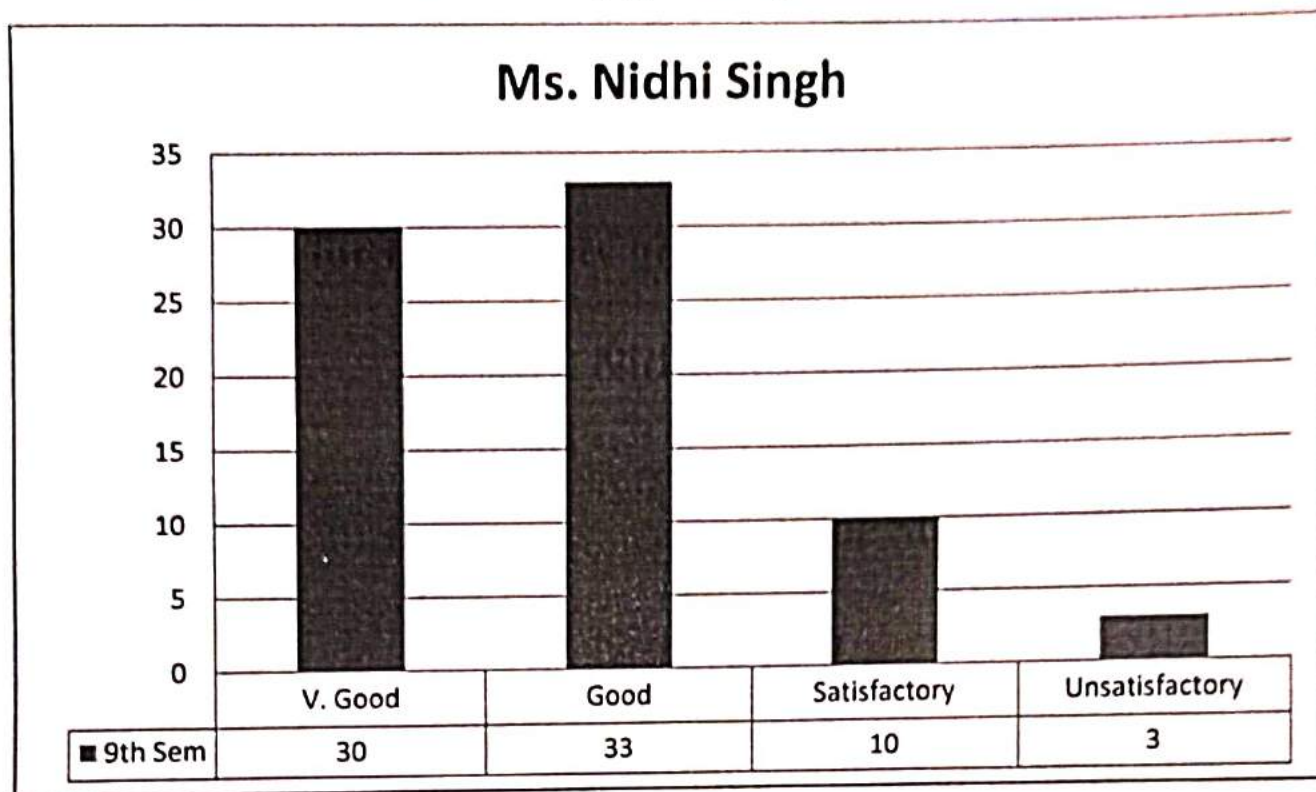
### Feedback for the Faculty given by the Students 2022-23





## Faculty Score

**Feedback for the Faculty given by the Students 2022-23**



## SoS in Library & Information Science

### शिक्षकों के लिए विद्यार्थियों द्वारा दी जाने वाली प्रतिक्रिया (फीडबैक)

पं. रविशंकर शुक्ल विश्वविद्यालय, रायपुर

2021-2022

कुल छात्र संख्या(फीडबैक) = 41

शिक्षक का नाम	1 शिक्षक का ज्ञान आधार (जैसा आपने देखा)	2 संचार कौशल (उच्चारण एवं बोधगम्यता के संदर्भ में)	3 शिक्षक की लगनशीलता प्रतियुद्धता	4 शिक्षक द्वारा छात्रों में अध्ययन के प्रति रुचि उत्पन्न करना।	5 विषयवस्तु को वातावरण एवं समाज के साथ जोड़ने की योग्यता	6 विषयवस्तु को अन्य पाठ्यक्रम से समन्वित करने की योग्यता।	7 कक्षा में तथा कक्षा के बाहर शिक्षक छात्रों की पहुँच (जिसके अंतर्गत शिक्षक छात्रों से बाहर अतिरिक्त अध्ययन तथा विचार विमर्श के लिए प्रेरित करने के लिए उपलब्ध रहता है।)	8 छात्र को विषयवस्तु की समझ कितनी है) का मूल्यांकन करने की दृष्टि से शिक्षक प्रश्नमंच/परिक्षण/कार्यावटन/परीक्षा प्राजेक्ट इत्यादि का आयोजन करता है।	9 विद्यार्थियों को प्रतिक्रिया देने के लिए या उनका प्रगति बताने हेतु शिक्षक के पास समय की उपलब्धता	10 कुल मूल्यांकन	कुल
प्रोफे. माया वर्मा	4.17	3.74	3.71	3.74	3.70	3.56	3.48	3.66	3.64	3.64	3.70
डॉ. संतुराम कश्यप	3.64	3.65	3.42	3.51	3.47	3.54	3.34	3.45	3.47	3.52	3.50
डॉ. हरीश कुमार साहू	3.93 3.91	3.85 3.74	3.63 3.58	3.65 3.63	3.61 3.59	3.62 3.57	3.51 3.44	3.62 3.57	3.62 3.57	3.60	3.66

4.00 – 3.00 = बहुत अच्छा, 3.00 – 2.00 = अच्छा, 2.00 – 1.50 = संतोषप्रद

*Signature*

सत्र 2021-2022 में शिक्षकों के लिए हात-हातों द्वारा दी जाने वाली प्रशिक्षण (फीडबैक) निम्नानुसार उल्लेखित है - जिसमें शोधकर्ता वर्ग का ज्ञान आधार, कक्षा में अध्ययन करने के लिए छात्रों के विचारों को प्रोत्साहित किया जाना को मूल्यांकित किया है।

जो-एड-आर-कथन का लेखन कौशल, विषय-वस्तु उत्पत्ति को मूल्यांकित किया है। जो-एड-आर-कथन का लेखन कौशल, विषय-वस्तु उत्पत्ति को मूल्यांकित किया है। जो-एड-आर-कथन का लेखन कौशल, विषय-वस्तु उत्पत्ति को मूल्यांकित किया है।

इस प्रकार सभी शिक्षकों के प्रयोगों के लक्ष्य हैं कि शिक्षकों द्वारा शिक्षण ज्ञान आधार व हात-हातों को प्रोत्साहित किया एवं विषय-वस्तु को मूल्यांकित किया गया है।

*Meena*



पाठ्यक्रम के लिए विद्यार्थियों द्वारा दी जाने वाली प्रतिक्रिया (फीडबैक)

पं. रविशंकर शुक्ल विश्वविद्यालय, रायपुर

Course/Program- B.Lib.I.Sc/M.Lib.I.Sc./M.Phil/Ph.D

2021-2022

कुल छात्र संख्या(फीडबैक) = 41

	1	2	3	4	5	6	7	8
PARAMETERS	पाठ्यक्रम विषयवस्तु की गहनता	पाठ्यक्रम कितना पूरा हुआ	वास्तविक जीवन परिस्थिति में पाठ्यक्रम कितना उपयोगी है।	अधिगम मूल्य (ज्ञान/सम्पत्त्य/हस्त/कौशल/विशेषण योग्यता इत्यादि)	पाठ्यनीय सामग्री की स्पष्टता एवं प्रासंगिकता	अतिरिक्त स्रोत सामग्री की प्रासंगिकता(पुस्तकालय)	छात्रों का वाछित प्रयास का स्तर	कुल मिला जुला कर सेटिंग
1	3.82	3.43	3.64	2.92	3.37	3.62	3.20	3.19

V Good = 4, Good = 3, Satisfactory = 2, Unsatisfactory = 1.5

*Signature*

सत्र 2021-22 में पाठ्यक्रम के लिए बिद्यार्थियों को दी जाने वाली जातिबिधा (फीडबैक) के यह जवाब हैं कि पाठ्यक्रम की बिनायबबु, पठनीयता, समझ में लक्ष्यता, समलिंगिकता इत्यादि की उपयोगिता को बढ़ा लोग उम्मेदवार किया है।

Menna

### ACTION TAKEN REPORT

The overall score given by students to the faculty was circulated among the faculty members including parttime members with the request for improvement in teaching.

Menna

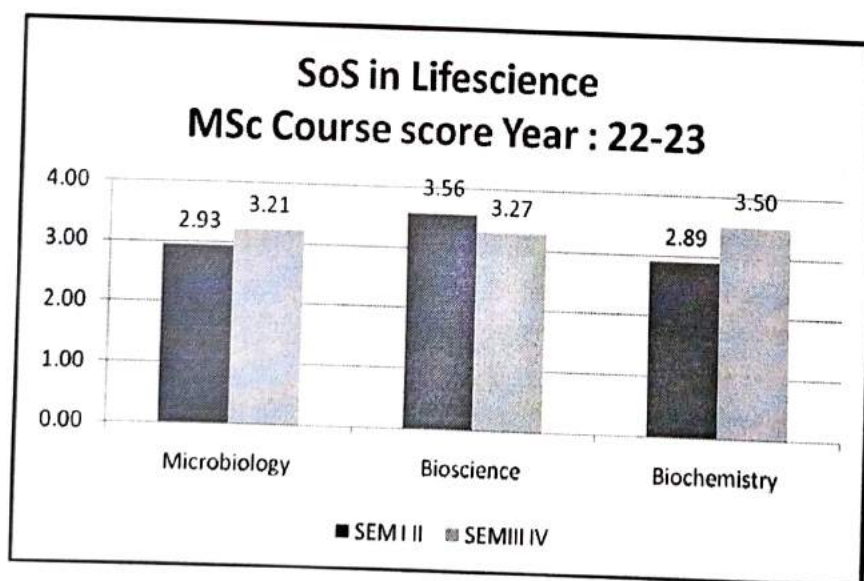
**SOS IN LIFESCIENCES**  
**STUDENT FEEDBACK (2022-23)**

**Abbreviations used**

NAMES OF FACULTY			
AKG	Prof. AK Gupta	MKP	Dr. Manoj Kr. Patel (AP)
SKP	Prof. SK Prasad	SSD	Dr. Shivendra S Dewhare(AP)
RKP	Prof. RK Pradhan	PAK	Dr. Pervez Ahmed Khan (Research Assistant)
AP	Prof. Aditi Poddar	AKS	Dr. Alok Kr Sahu (Guest faculty)
ARTI	Prof. Arti Parganiha	GCS	Dr. Gyan Chand Sahu (Guest faculty)
AE	Prof. Amia Ekka	SK	Ms Shobha Kshatriy (Guest faculty)
LP	Mr. Labya Prabhas (AP)	RK	Mr Ranjit Kumar (Guest faculty)

SCORING			
4	3	2	1
A	B	C	D
Very good	Good	Satisfactory	Unsatisfactory

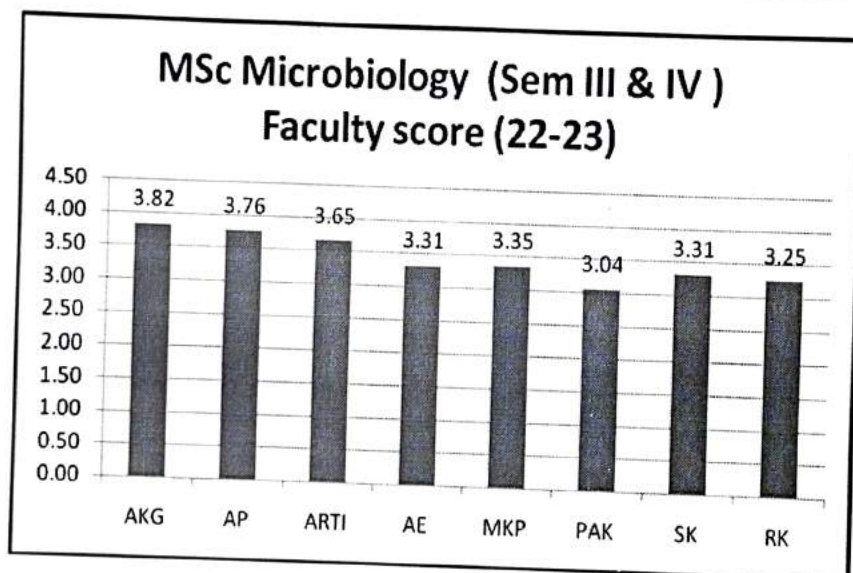
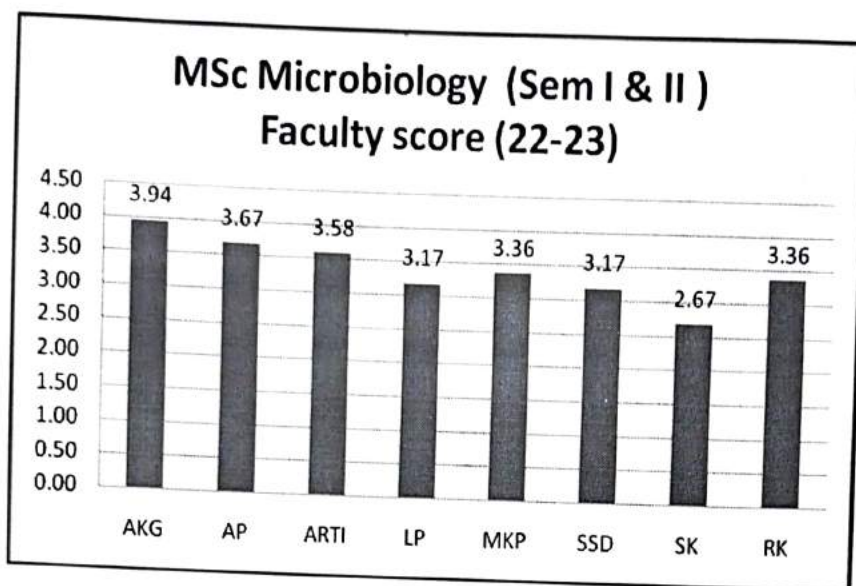
Feedback acquired through online mode by using Google forms



*ASH*  
15/04/24  
School of Studies in Life Sciences  
Pt. Ravishankar Shukla University  
Raipur (C.G.) 492010



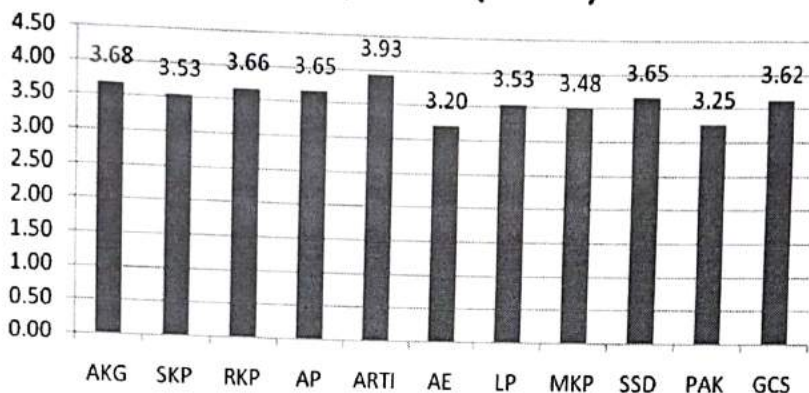
## MSC MICROBIOLOGY



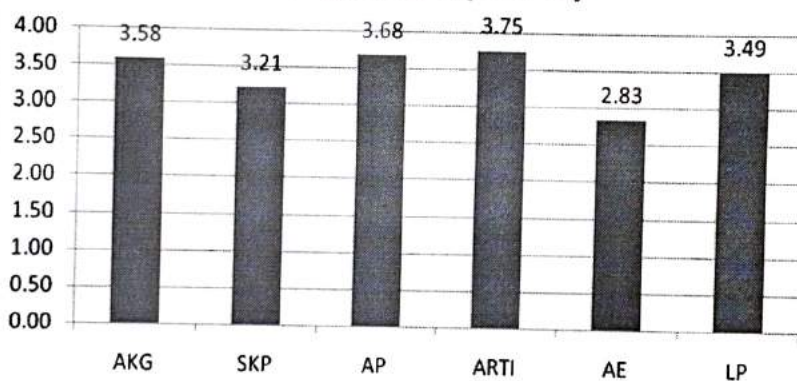
HEAD  
School of Studies in Life Science  
Pt. Ravishankar Shukla University  
Raipur (C.G.)-492010

## MSC BIOSCIENCES

### MSc Bioscience (Sem I & II) Faculty Score (22-23)

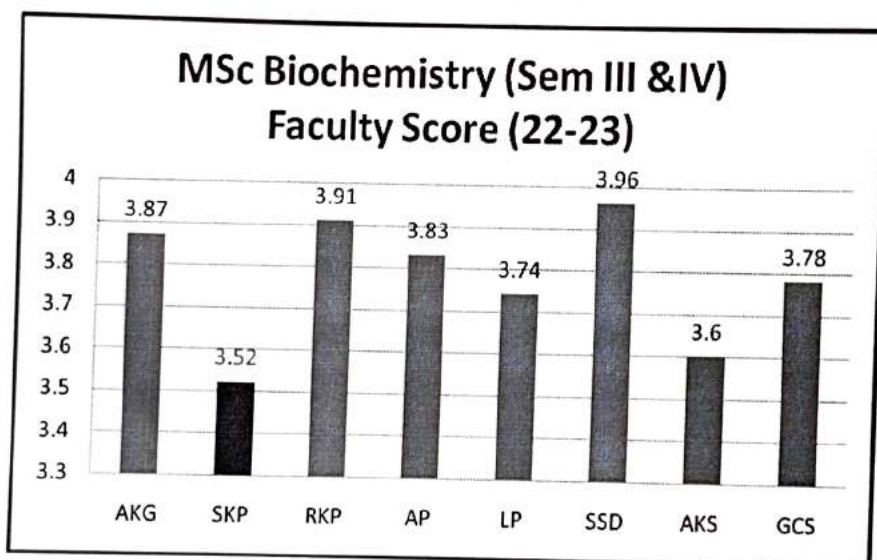
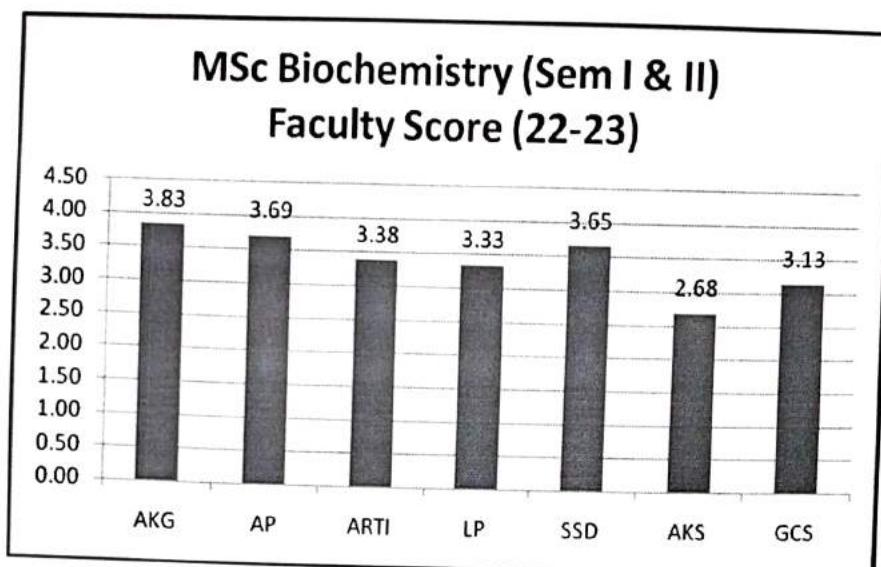


### MSc Bioscience (Sem III & IV) Faculty Score (22-23)



HEAD  
School of Studies in Life Science  
Pt. Ravishankar Shukla University  
Raipur (C.G.)-492010

## MSC BIOCHEMISTRY



## ACTION TAKEN REPORT

The grading given by students to the Courses and faculty was circulated among the faculty members for needful action.

Dr Aditi Poddar  
Professor and Head

**HEAD**

School of Studies in Life Science  
Pt. Ravishankar Shukla University,  
Raipur (C.G.)-492010



# Institute of Management

## Feedback of Batch 2021-2023

### 1. Student's overall Evaluation of program and teaching

Student's overall Evaluation of program and teaching	Count	Percentage
Cannot say	2	4.87%
Inadequate	3	7.32%
Just Adequate	26	63.41%
More than adequate	10	24.39%
<b>Total</b>	<b>41</b>	<b>100%</b>



The above table and chart shows that 41 students provided their response. Out of total responses 63.41% responded "Student's overall Evaluation of program and teaching" as "just adequate", followed by "more than adequate" is (24.39%), "inadequate" (7.32%), and "cannot say" (4.87%) respectively.

### 2. Your background for benefiting from the course was

Your background for benefiting from the course was	Count	Percentage
Cannot say	2	5%
Just Adequate	27	67.5%
More than adequate	11	27.5%
<b>Total</b>	<b>40</b>	<b>100%</b>



The above table and chart shows that 40 students provided their response. Out of total responses 67.5% responded "Your background for benefiting from the course was" as "just adequate", followed by "more than adequate" is (27.5%), and "cannot say" (5%), respectively.

## Feedback of Batch 2021-2023

### 3. Was the course conceptually difficult to understand?

Was the course conceptually difficult to understand	Count	Percentage
Manageable	35	85.37%
Easy	6	14.63%
<b>Total</b>	<b>41</b>	<b>100%</b>



The above table and chart shows that 41 the students provided their response. Out of total responses 85.37% responded "Was the course conceptually difficult to understand" as "manageable" and 14.63% as "easy" respectively.

### 4. Were you able to get the prescribed reading?

Were you able to get the prescribed reading	Count	Percentage
Not at all	1	2.44%
With difficulty	11	26.83%
Easily	29	70.73%
<b>Total</b>	<b>41</b>	<b>100%</b>



The above table and chart shows that 41 students provided their response. Out of total responses responded 70.73% responded "Were you able to get the prescribed reading" as "Easily", followed by "With difficulty" is (26.83%) and "Not at all" (2.44%) respectively.

## Feedback of Batch 2021-2023

### 5. How well did the teacher prepare for class?

How well did the teacher prepare for class	Count	Percentage
Thoroughly	9	21.95%
Satisfactory	32	78.05%
Total	41	100%



The above table and chart shows that 41 the students provided their response. Out of total responses 78.05% responded "How well did the teacher prepare for class" as "satisfactory" followed by "thoroughly" 21.95% respectively.

### 6. How helpful was he teacher in advising?

How helpful was he teacher in advising	Count	Percentage
helpful	33	80.5%
Satisfactory	8	19.5%
Total	41	100%



The above table and chart shows that 41 the students provided their response. Out of total responses 80.5% responded "How helpful was he teacher in advising" as "helpful" followed by "satisfactory", (19.5%) respectively.



## Feedback of Batch 2021-2023

### 7. Was the teacher?

Was the teacher	Count	Percentage
Courteous	27	67.5%
Strict	10	25%
Indifferent	2	5%
Rude	1	2.5%
<b>Total</b>	<b>40</b>	<b>100%</b>



The above table and chart shows that 41 students provided their response. Out of total responses 67.5% responded "Was the teacher as "Courteous", followed by "strict" is (25%), "indifferent" (5%), and "Rude" (2.5%) respectively.

### 8. Was there any opportunity for personal interaction with teacher?

Was there any opportunity for personal interaction with teacher	Count	Percentage
yes	29	70.74%
To some extent	8	19.5%
Nil	1	2.44%
Cannot say	3	7.32%
<b>Total</b>	<b>41</b>	<b>100%</b>



The above table and chart shows that 41 students provided their response. Out of total responses 70.74% responded "Was there any opportunity for personal interaction with teacher" as "yes", followed by "To some extent" is (19.5%), "cannot say" (7.32%) and "Nil" (2.44%), and respectively.

## Feedback of Batch 2021-2023

### 9. Was there any opportunity for small group work ?

Was there any opportunity for small group work	Count	Percentage
yes	29	70.74%
To some extent	8	19.5%
Nil	1	2.44%
Cannot say	3	7.32%
<b>Total</b>	<b>41</b>	<b>100%</b>



The above table and chart shows that 41 students provided their response. Out of total responses 70.74% responded "Was there any opportunity for small group work" as "yes", followed by "To some extent" is (19.5%), "cannot say" (7.32%) and "Nil" (2.44%), and respectively.

### 10. Were outsider experts invited to address you?

Were outsider experts invited to address you	Count	Percentage
yes	26	63.42%
Frequently	5	12.2%
None	1	2.44%
Rarely	9	21.94%
<b>Total</b>	<b>41</b>	<b>100%</b>



The above table and chart shows that 41 students provided their response. Out of total responses 63.42% responded "Were outsider experts invited to address you" as "yes", followed by "Rarely" (21.94%), "frequently" is (12.2%), and "None" (2.44%), and respectively.

## Feedback of Batch 2021-2023

### 11. Did you visit industries, laboratories, banks and outside universities?

Did you visit industries, laboratories, banks and outside universities	Count	Percentage
No	27	65.85%
Yes, Frequently	6	14.63%
Some times	7	17.08%
Yes, Rarely	1	2.44%
<b>Total</b>	<b>41</b>	<b>100%</b>

Chart Title



The above table and chart shows that 41 students provided their response. Out of total responses 65.85% responded "Did you visit industries, laboratories, banks and outside universities" as "No", followed by "Sometimes" (17.08%), "yes, frequently" is (14.63%), and "yes, Rarely" (2.44%) respectively.



It was decided in the staff meeting that following measures will be taken in line of feedback by students

- ① The teachers need to inform students regarding the importance of a particular subject specifically with respect to its importance in competitive exams, interviews and external exam
- ② Subject based class quiz will be organised for preparation of objective based questions
- ③ Invited experts should be called in the department more
- ④ Industrial tour will be organised.

## SoS in Mathematics

Pt. Ravishankar Shukla University, Raipur (C.C.)

Semester I/II

	Very Good	Good	Satisfactory	Unsatisfactory
Dr. Dipti Thakur	100	0	0	0
Dr.M.R. Yadav	80.95	19.47	0	0
Ms. Ekta Tamrakar	47.6	47.61	4.76	0
Mr. Indra Kumar	38.09	33.33	23.8	4.76

Semester III/IV

	Very Good	Good	Satisfactory	Unsatisfactory
Dr. B.S. Thakur	72.72	22.72	4.56	0
Dr. Dipti Thakur	72.72	22.72	4.56	0
Dr.M.R. Yadav	59.09	36.36	4.56	0
Ms. Ekta Tamrakar	63.64	31.82	4.56	0
Mr. Indra Kumar	54.54	40.4	4.56	0

Action Taken Report:-

Remark:- The over all score given by students to the faculty was circulated among the faculty members with ~~report~~ request for improvement in teaching.

  
HEAD

School Of Studies in Mathematics  
Pt. Ravishankar Shukla University  
RAIPUR (C.G.) 492010

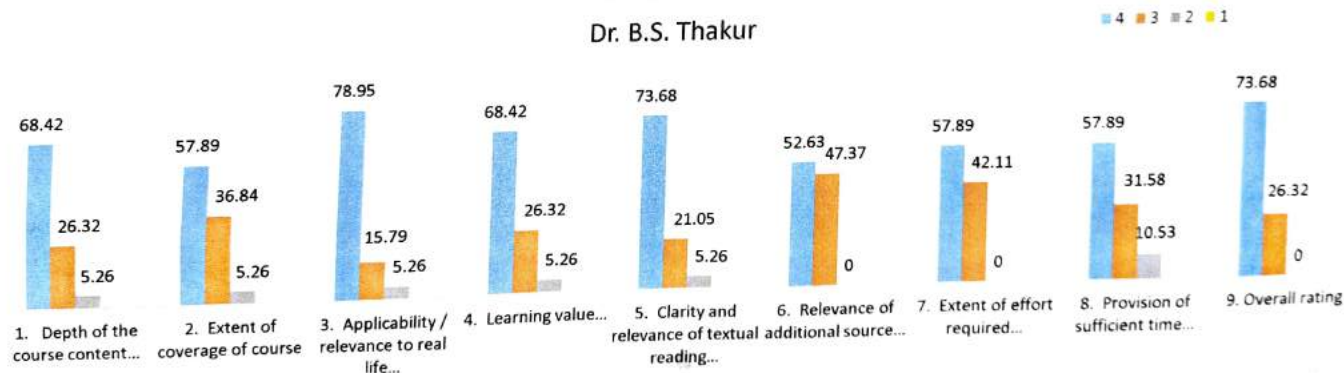
**SoS in Mathematics**  
Pt. Ravishankar Shukla University, Raipur (C.G.)

**Questionnaire-01**

SCALE USES			
Very good	Good	Satisfactory	Unsatisfactory
4	3	2	1

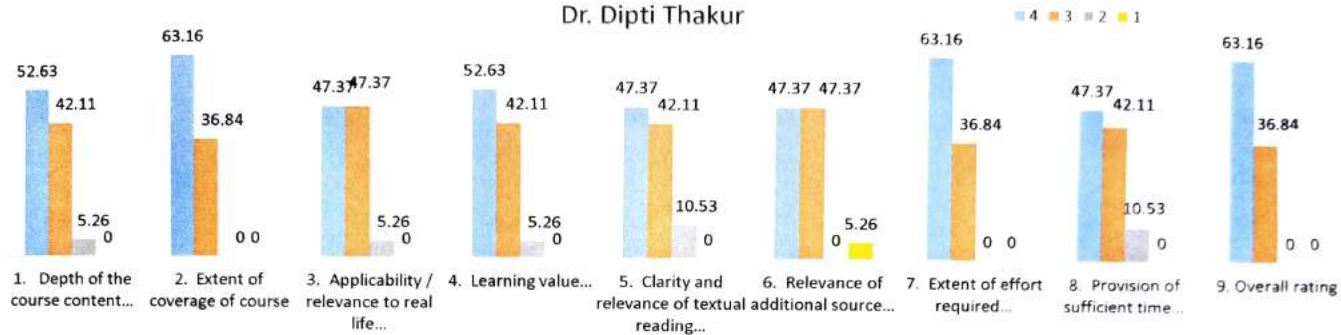
**Semester III/IV**

Dr. B.S. Thakur

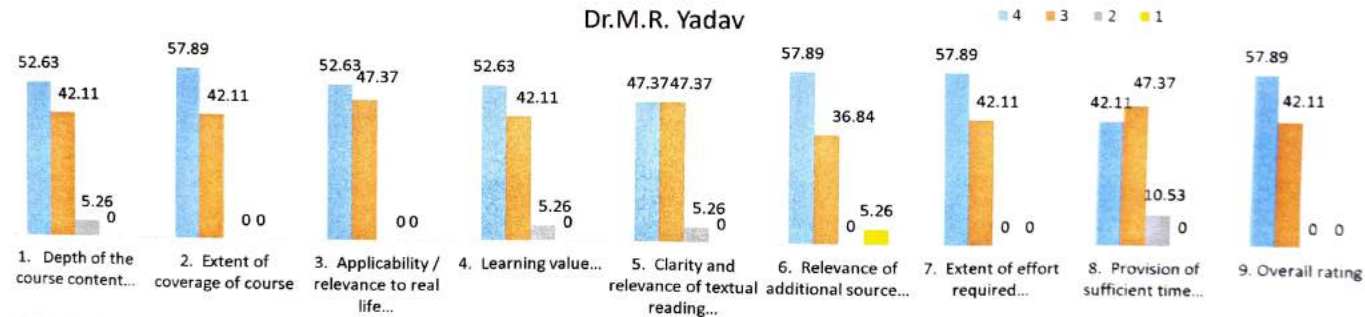




### Dr. Dipti Thakur

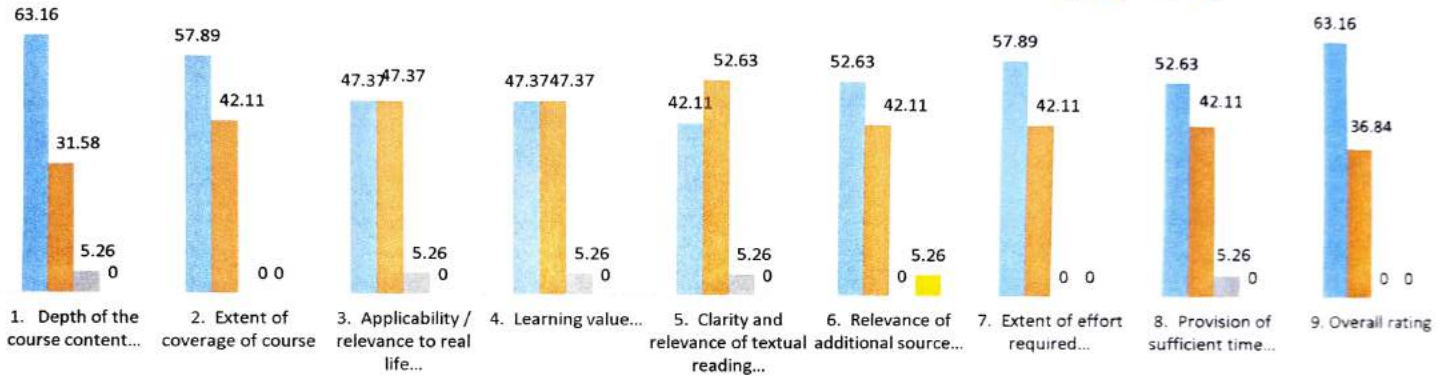


### Dr.M.R. Yadav



# Ms. Nirmala Rai

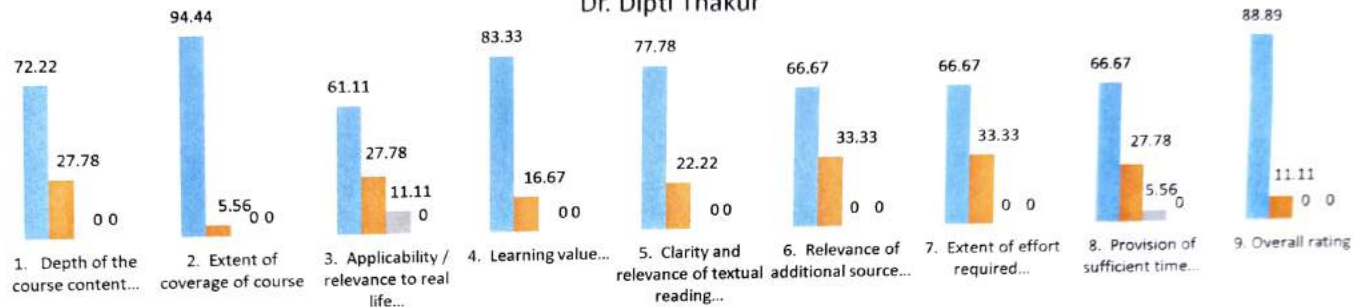
4 3 2 1



## Semester I/II

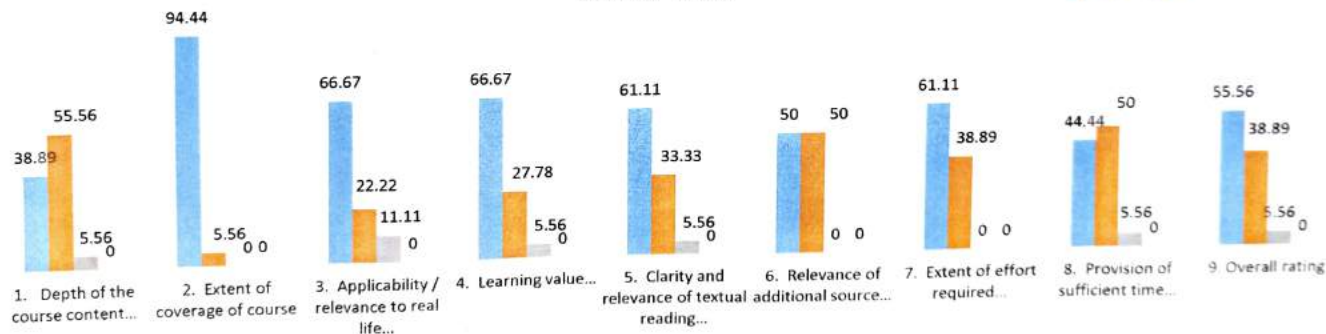
Dr. Dipti Thakur

4 3 2 1



Dr.M.R. Yadav

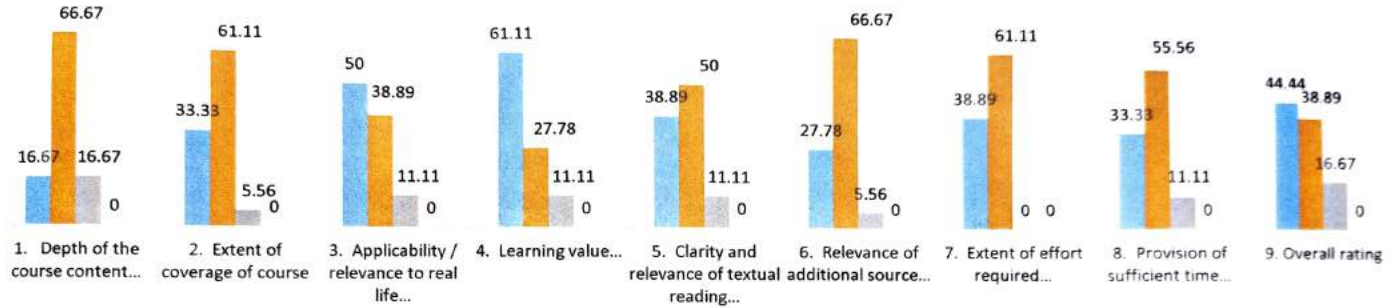
4 3 2 1





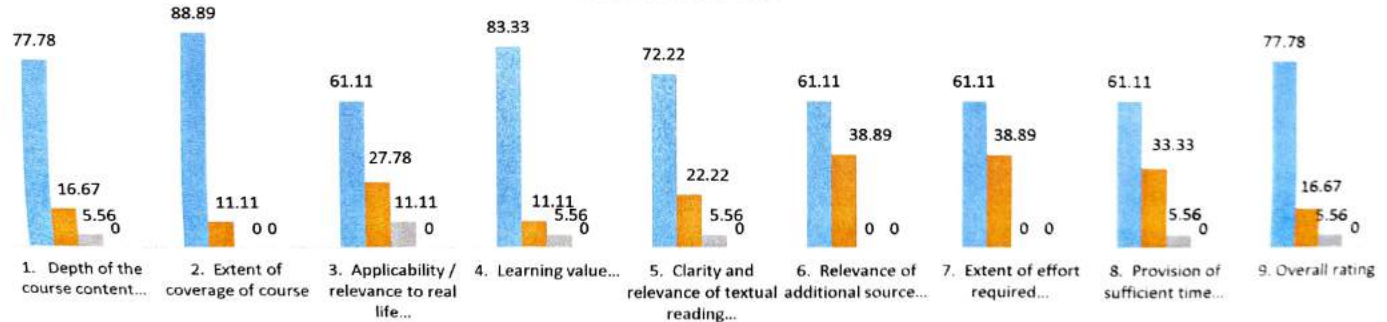
### Mr. Ajay Kumar

4 3 2 1



### Ms. Nirmala Rai

4 3 2 1

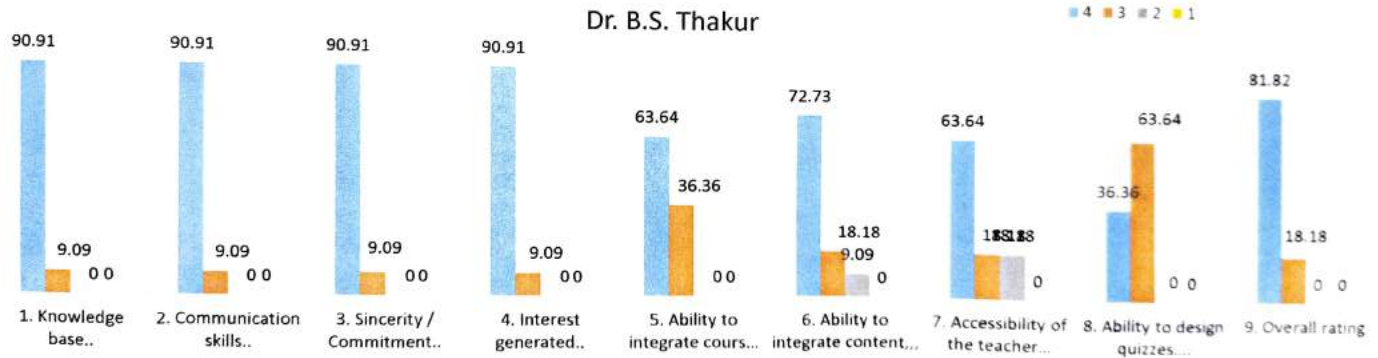


## Questionnaire-02

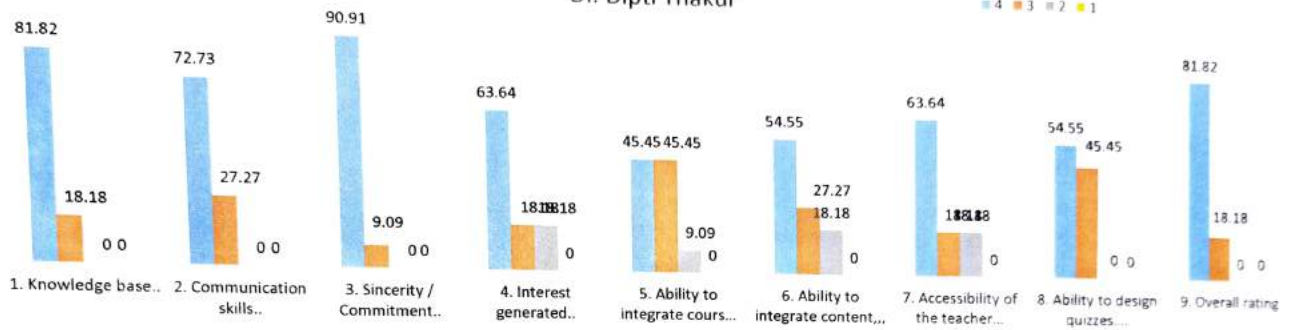
SCALE USES			
Very good	Good	Satisfactory	Unsatisfactory
4	3	2	1

## Semester III/IV

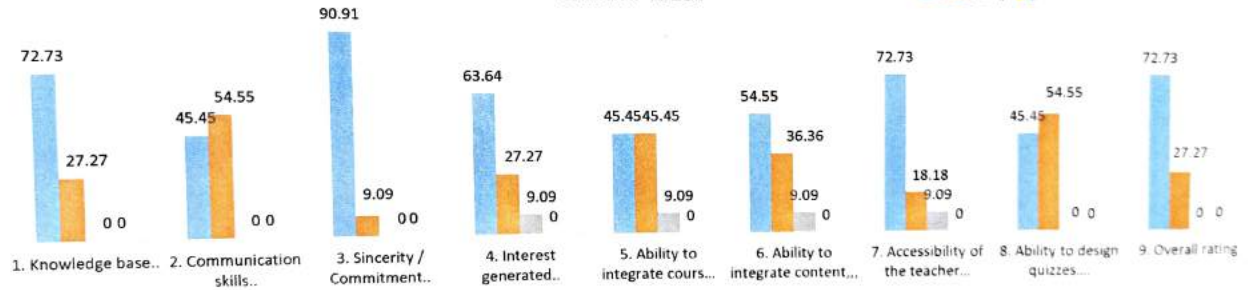
Dr. B.S. Thakur



### Dr. Dipti Thakur



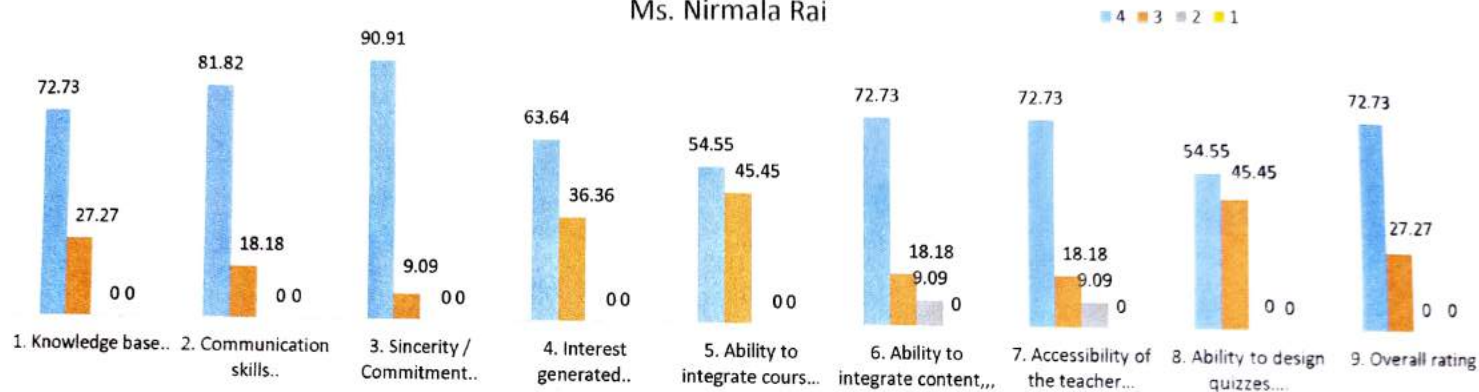
### Dr.M.R. Yadav



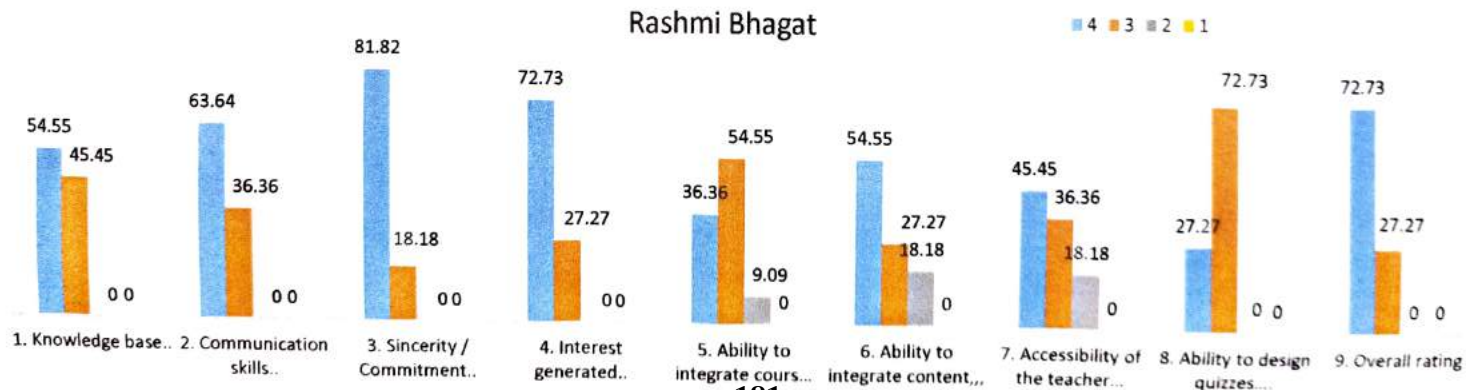


## Semester I/II

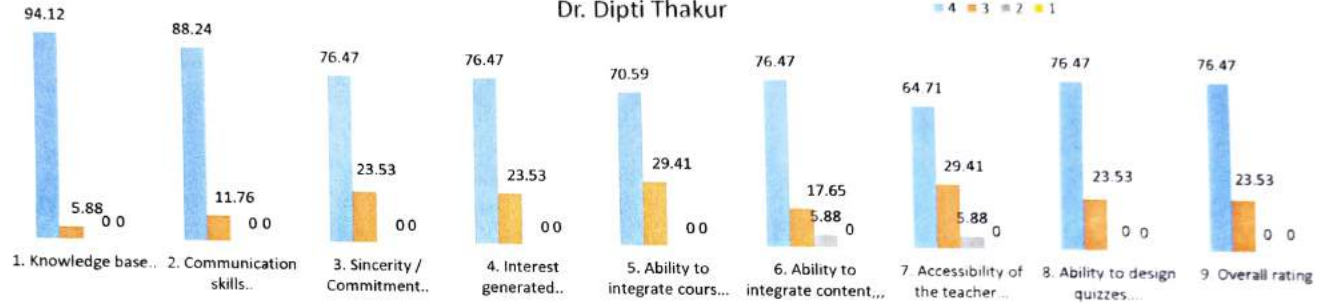
Ms. Nirmala Rai



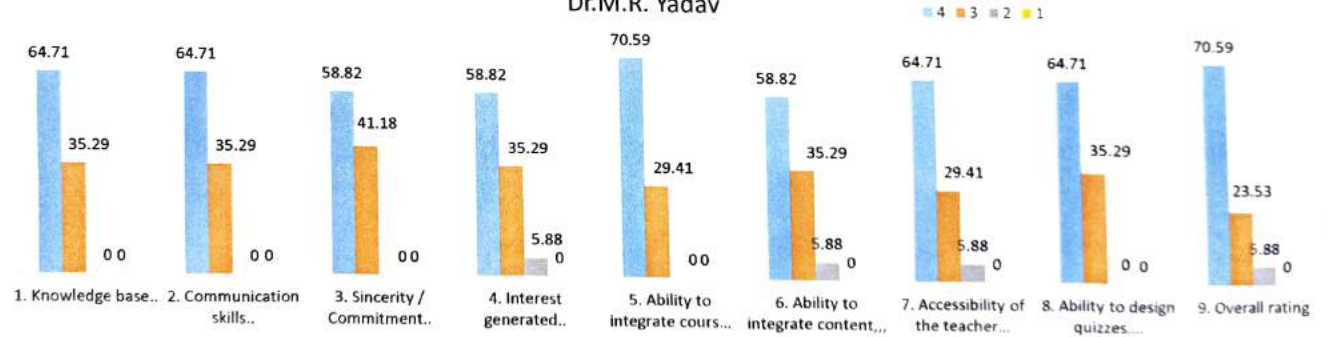
Rashmi Bhagat



Dr. Dipti Thakur



Dr.M.R. Yadav



# University Institute of Pharmacy

## Feedback Analysis (M.pharm)


1.Depth of the course content including project work, if any

1 response



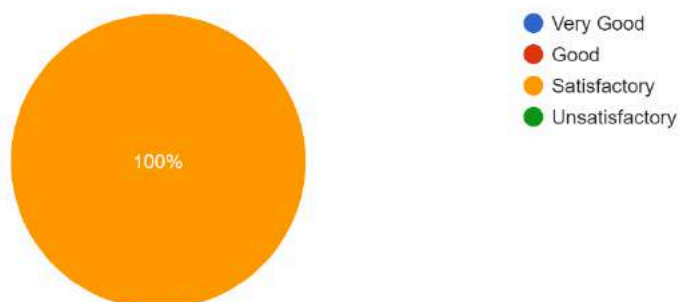
2. Extent of coverage of course

1 response



3. Applicability / relevance to real life situations

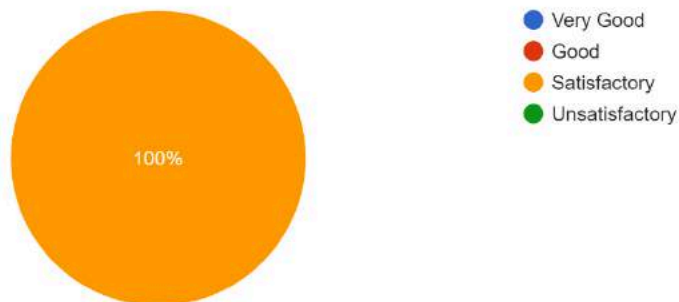
1 response





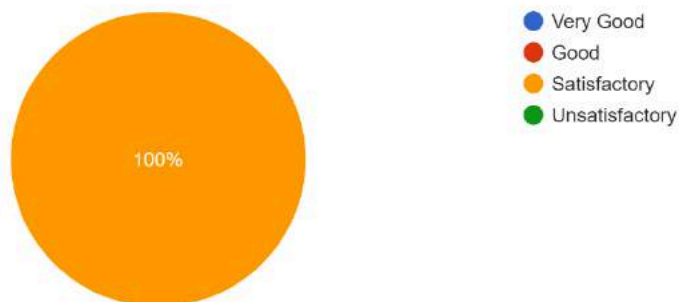
4. Learning value ( in terms of knowledge, concepts, manual skills, analytical abilities and broadening perspectives)

1 response



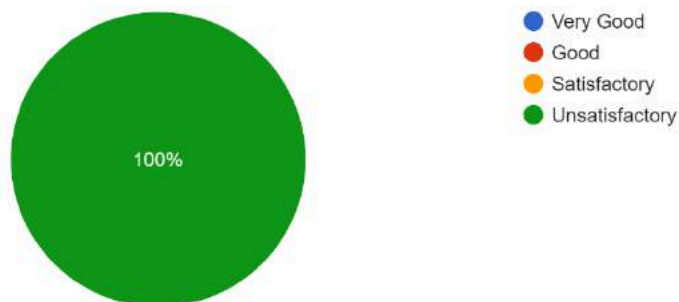
5. Clarity and relevance of textual reading material

1 response



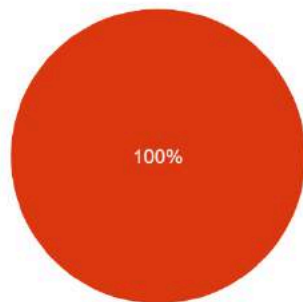
6. Relevance of additional source material (Library)

1 response



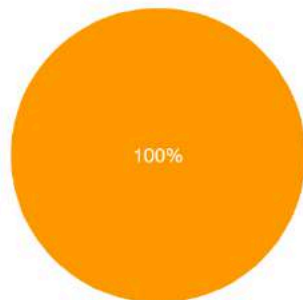
### 7. Extent of effort required by students

1 response



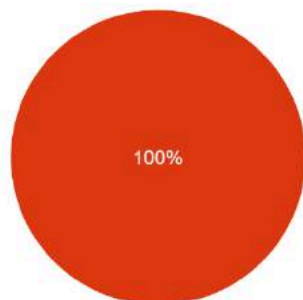
### 8. Provision of sufficient time for feedback

1 response



### 9. Overall rating

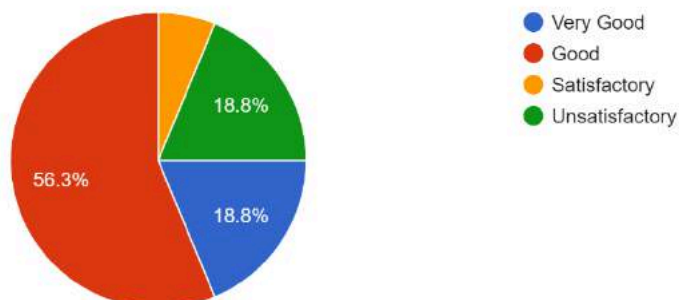
1 response



## Feedback analysis (B.Pharm Student)

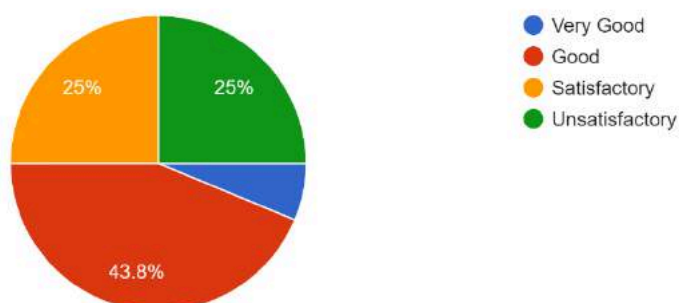
### 1.Depth of the course content including project work, if any

16 responses



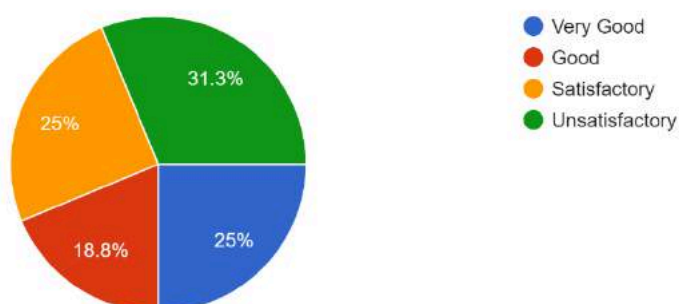
### 2.Extent of coverage of course

16 responses



### 3. Applicability / relevance to real life situations

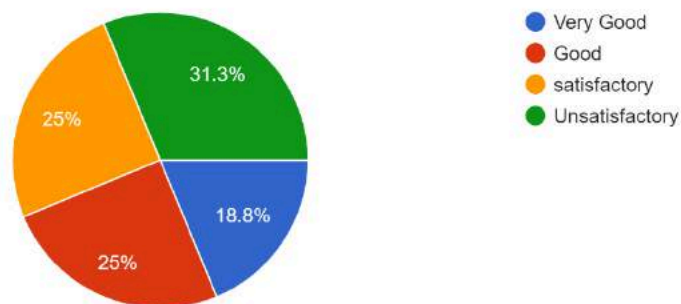
16 responses





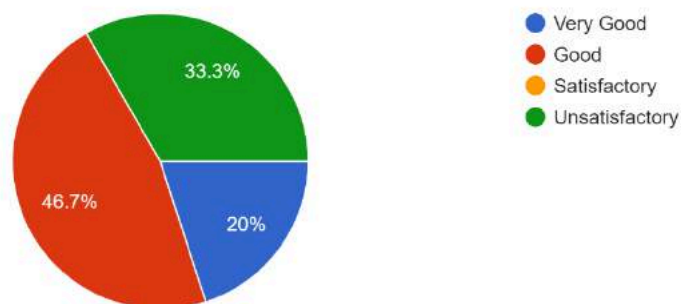
4. Learning value ( in terms of knowledge, concepts, manual skills, analytical abilities and broadening perspectives)

16 responses



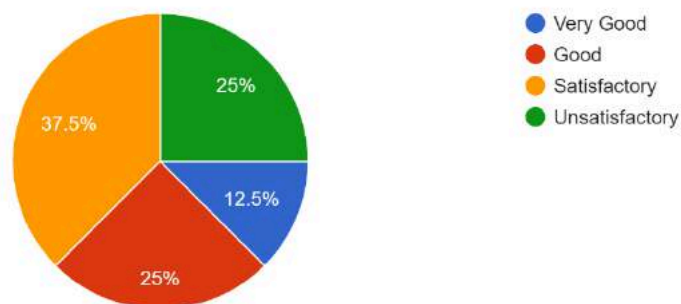
5. Clarity and relevance of textual reading material

15 responses



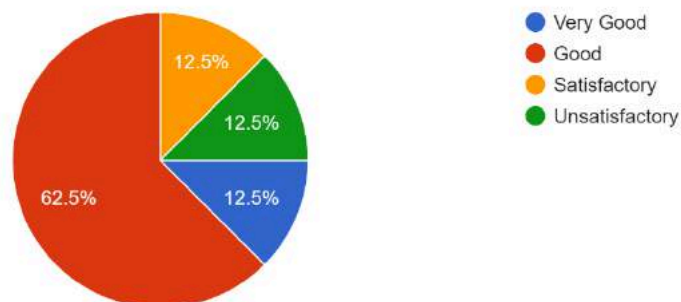
6. Relevance of additional source material (Library)

16 responses



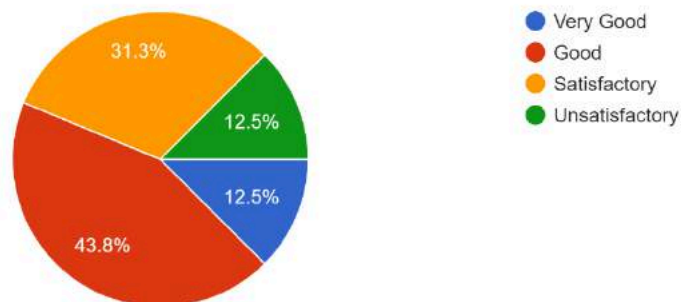
### 7. Extent of effort required by students

16 responses



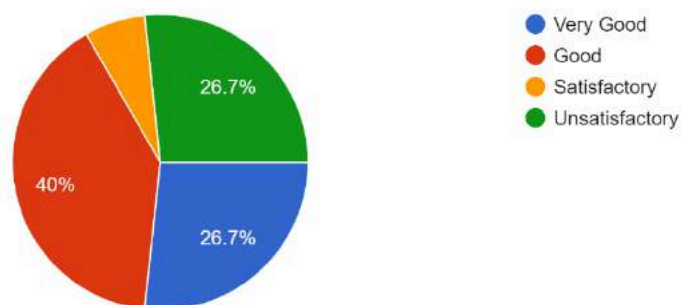
### 8. Provision of sufficient time for feedback

16 responses



### 9. Overall rating

15 responses



## STUDENT FEEDBACK SUMMARY REPORT (2022-23)

The feedback forms were collected from the students of both B.Pharm and M.Pharm at the end of even semester.

The feedback received was discussed in details in the staff Council meeting. It was unanimously decided to find out the weak points from the feedback and resolve them for improvement. The suggestions made by the staff may be also taken into consideration. It was resolved to include the senior teachers in the B.Pharm course and all strongly agreed about the new time table with inclusion of senior teachers in B.Pharm level.

Overall, there was more positive feedback on departmental talks.

The thorough analysis of feedback forms stands from very good to satisfactory. Overall good performance of the institute was observed.

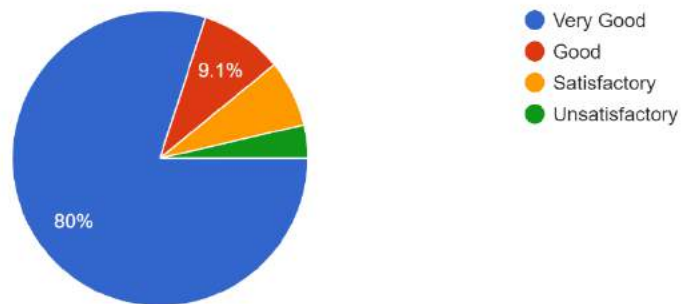
**In/charge Feedback Cell**



### Feedback Analysis (Alumni's)

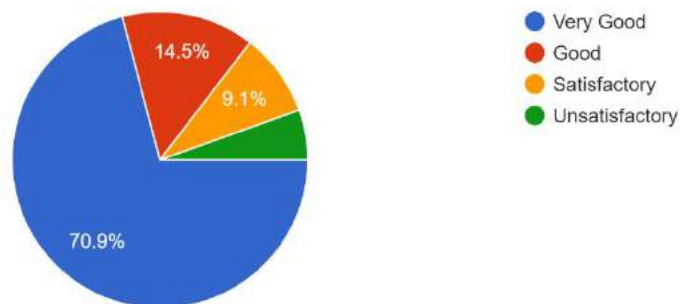
1. I feel proud to be the student of Pt. Ravishankar Shukla University, Raipur

55 responses



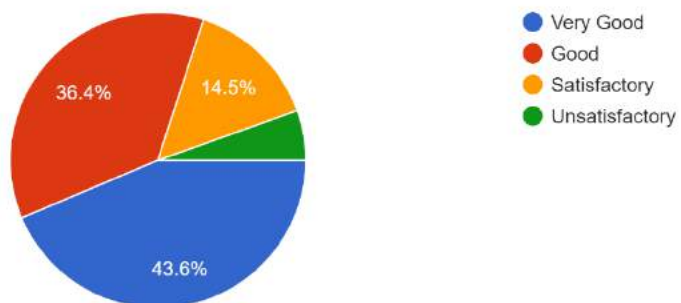
2. The learning I had in the University is useful in my career.

55 responses



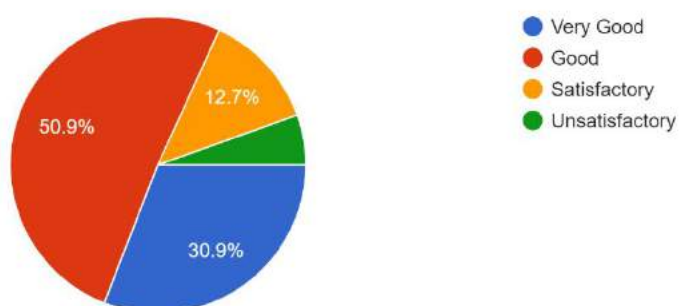
3. The developments in the University in recent years are laudable.

55 responses



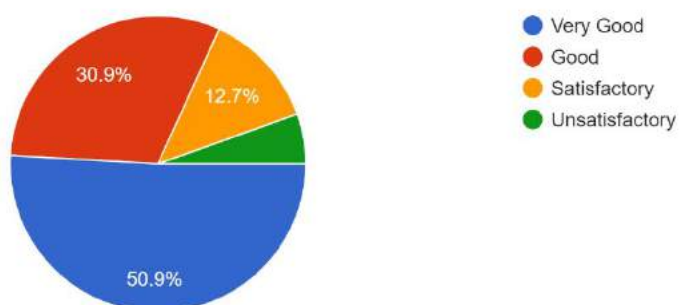
4. The new courses introduced meet contemporary requirements.

55 responses



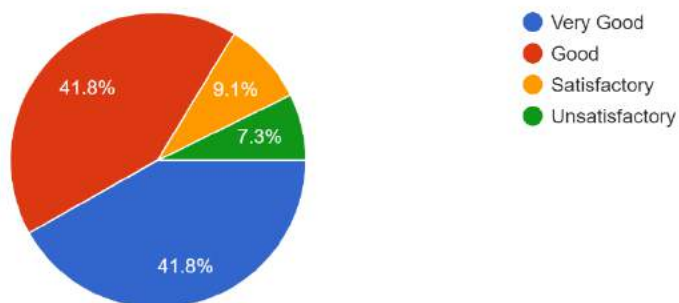
5. PRSU is involving alumni in its activities.

55 responses



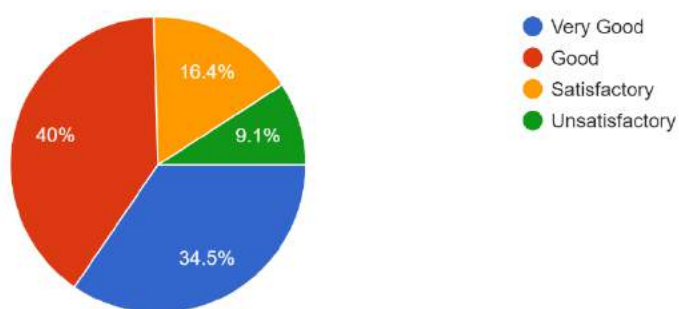
6. The alumni have a role to play in academically strengthening the University further.

55 responses



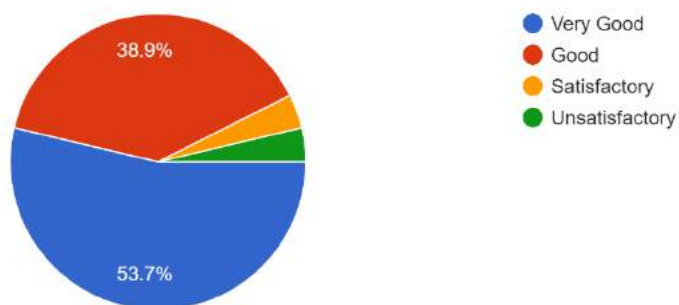
7. The alumni have a role to play in financially strengthening the University.

55 responses



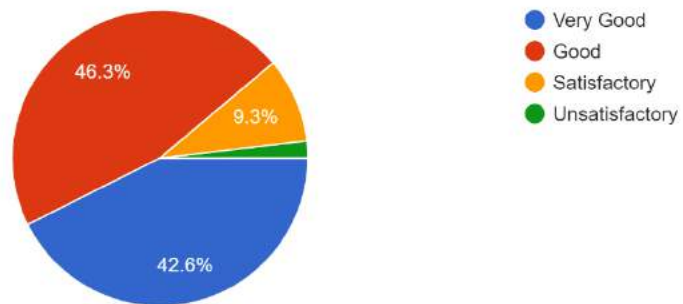
8. Formation of department wise alumni associations is a step in the right direction.

54 responses



9. The department administration should take initiative to efficiently enroll and strengthen the alumni association.

54 responses





## **ALUMNI'S FEEDBACK SUMMARY REPORT (2022-23)**

The feedback forms were collected from the alumni's at the end of every semester.

The feedback received from the alumni's was discussed in details in the staff Council meeting. It was unanimously decided to find out the weak points from the feedback and resolve them for improvement. The suggestions made by the supporting staff may be also taken into consideration. It was resolved to prepare the action taken report for the feedback.

Most of the alumni's strongly agreed about the formation of department wise alumni associations is a step in the right direction.

Overall, there was more positive feedback on departmental talks.

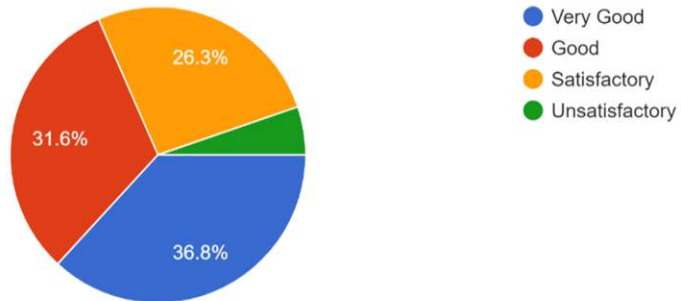
The thorough analysis of feedback forms stands from very good to satisfactory. Overall good performance of the institute was observed.

**In/charge Feedback Cell**

## Feedback Analysis (Parents) 2022-2023

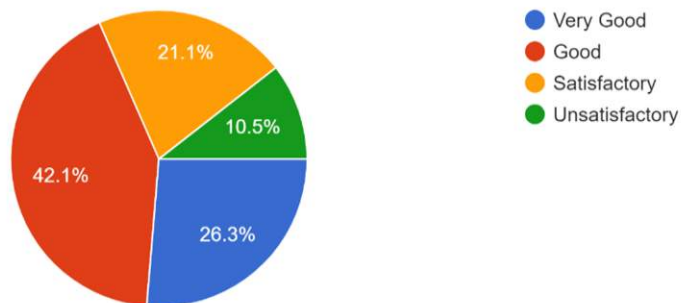
1. Getting admission in the PRSU for my ward is a matter of pride for me.

19 responses



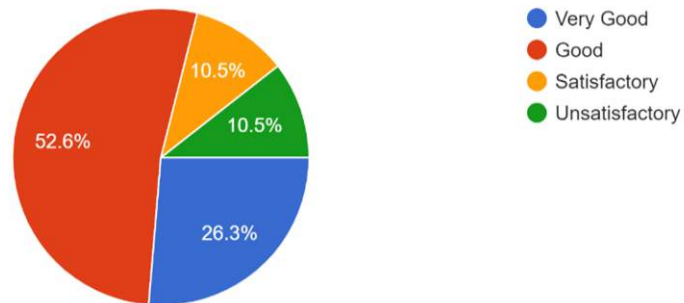
2. The admission process in the University is fair and accurate.

19 responses



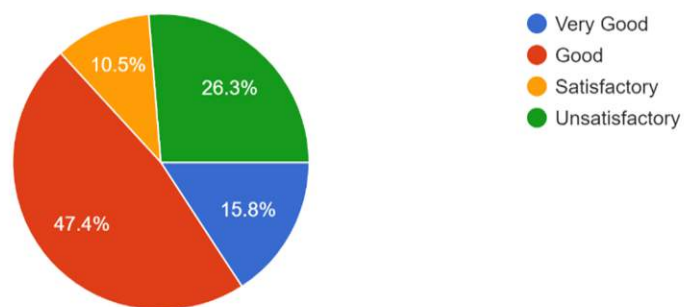
3. My wards is improving his knowledge-base through interaction with professors of the University.

19 responses



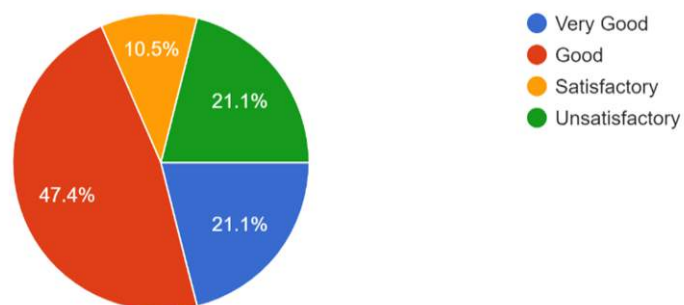
4. The discipline in the University is good.

19 responses



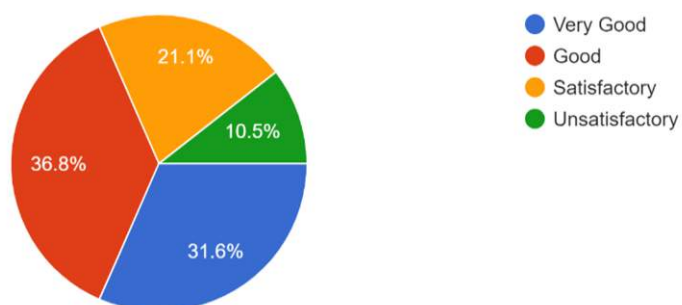
5.The atmosphere in the University is conducive for learning.

19 responses



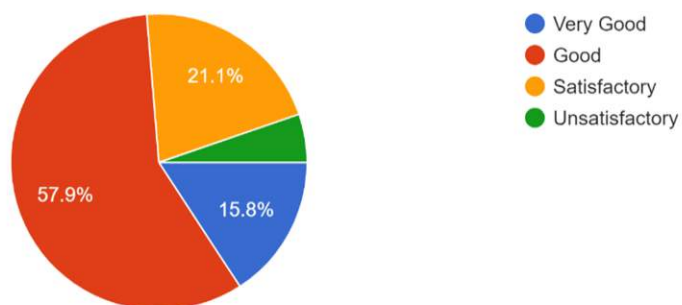
6. There is a positive change in the behavior of my ward after joining the university.

19 responses



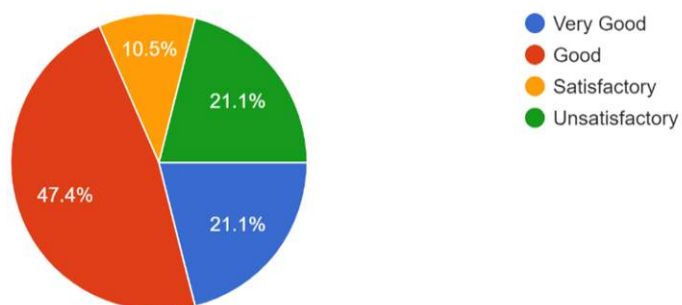
7. I have great respect to the Pt. Ravishankar Shukla University.

19 responses



8. Pt. Ravishankar Shukla University is one of the best Universities of the state.

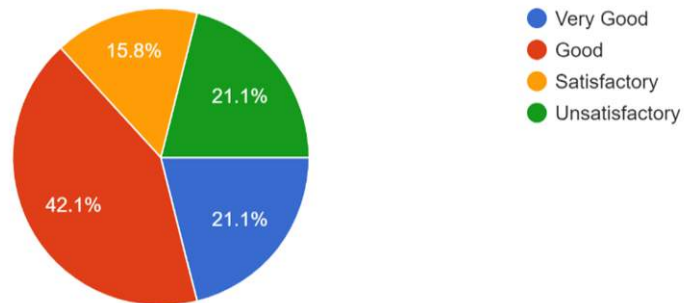
19 responses





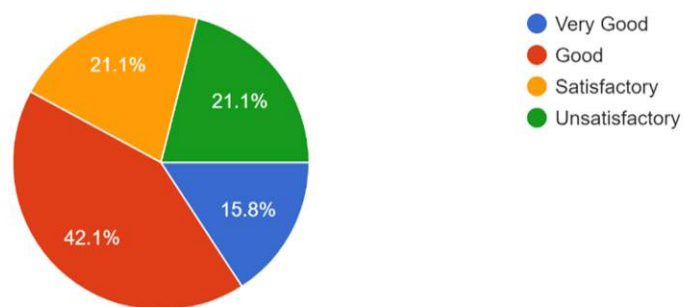
9.The University information is accessible to all.

19 responses



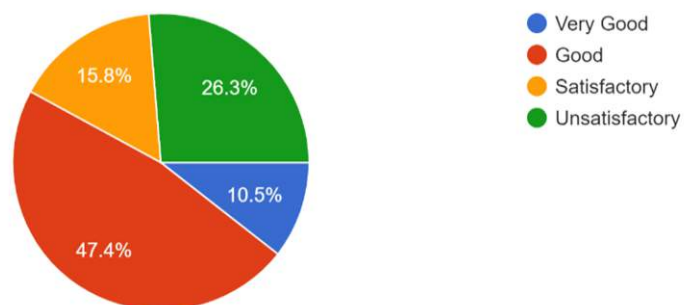
10.The Curriculum of the course is well designed and promotes learning experience of the students.

19 responses



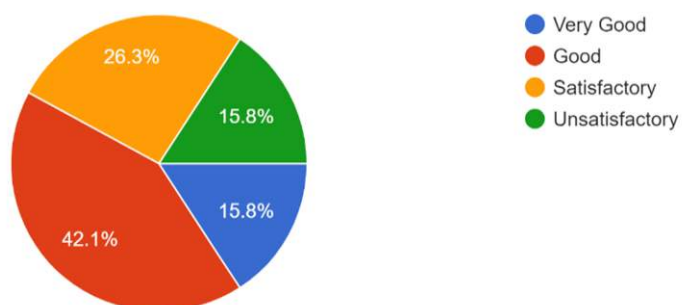
11.Employability is given focus in the curriculum design.

19 responses



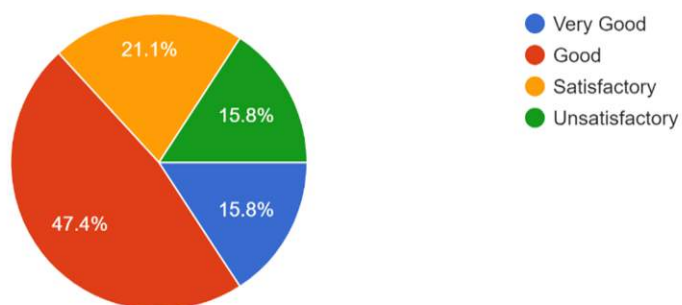
12.The curriculum incorporates recent changes in the area.

19 responses



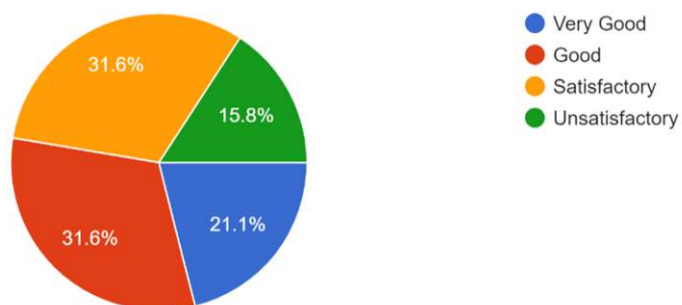
13.The University employees are co-operative

19 responses



14.The changes introduced in the University in recent years are progressive.

19 responses



## **PARENTS FEEDBACK SUMMARY REPORT (2022-23)**

The feedback forms were collected from the parents at the end of every even semester.

The feedback received from the parents was discussed in details in the staff Council meeting. It was unanimously decided to find out the weak points from the feedback and resolve them for improvement. It was resolved to meet the parents in person by parents meeting annually to prepare the action taken report for their feedback.

Overall, there was more positive feedback on departmental talks.

The thorough analysis of feedback forms stands from very good to satisfactory. Overall good performance of the institute was observed.

**In/charge Feedback Cell**

## Feedback analysis ( Supporting Staff) 2022-2023

1. The procedures followed in the University are effective.

1 response



2. The Work distribution is fair.

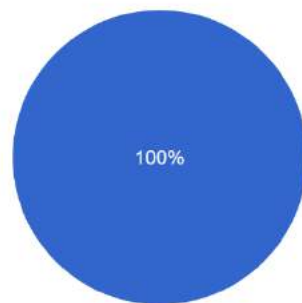
1 response





3. The work load is reasonable.

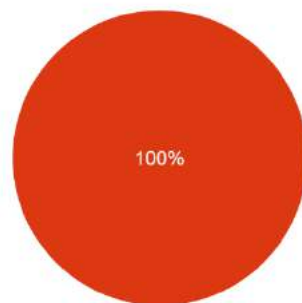
1 response



Very Good  
Good  
Satisfactory  
Unsatisfactory

4. The placement of the employees is as per the job requirements.

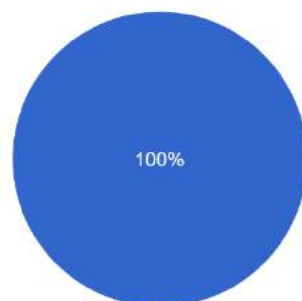
1 response



Very Good  
Good  
Satisfactory  
Unsatisfactory

5. The training programs organized at the Human Resource Development Center of the University are helpful.


1 response



Very Good  
Good  
Satisfactory  
Unsatisfactory


6. The promotion policies of the University are encouraging.

1 response



7. The infrastructure facilities are supporting the work environment.

1 response



8. The employees are having clear understanding of their roles and responsibilities.

1 response



## **SUPPORTING STAFF FEEDBACK SUMMARY REPORT (2022-23)**

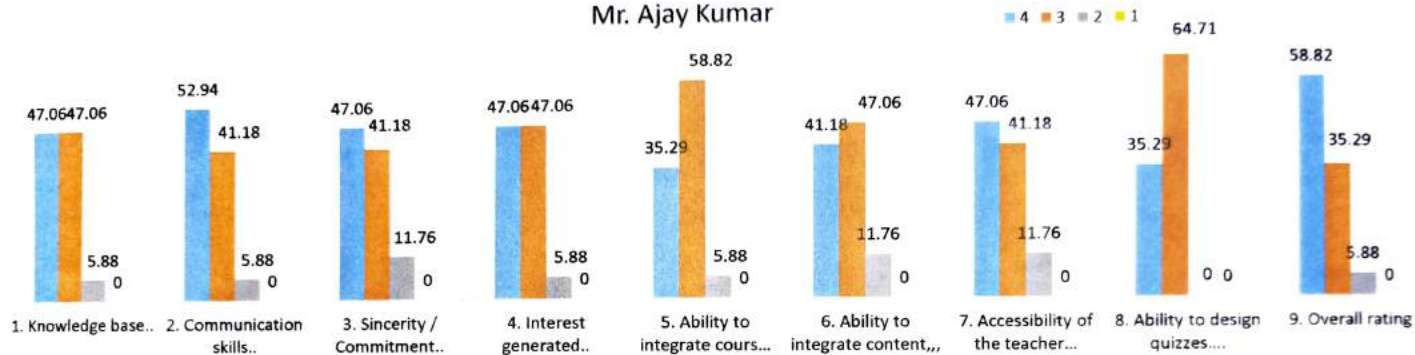
The feedback forms were collected from the supporting staff at the end of even semester.

The feedback received was discussed in details in the staff Council meeting. It was unanimously decided to find out the weak points and resolve them for improvement. The suggestions made by the supporting staff may be also taken into consideration. It was resolved to prepare the action taken report for the feedback.

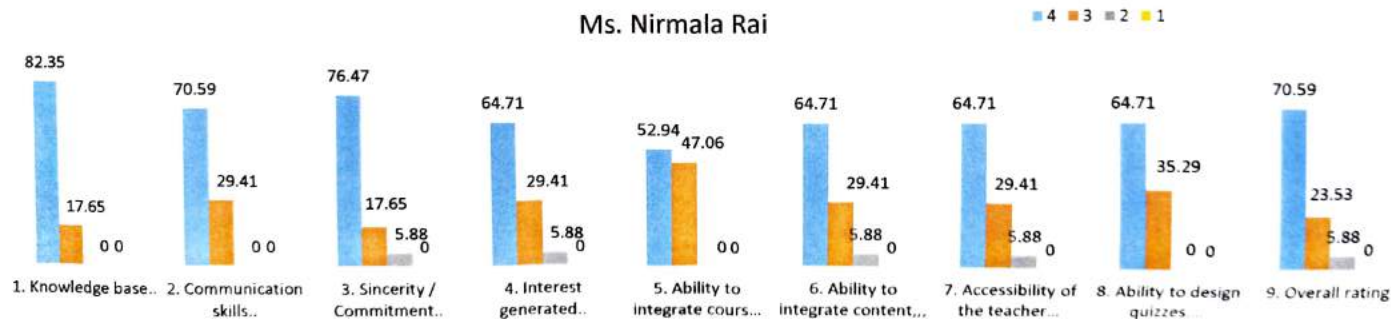
Most of the staff strongly agreed on positive feedback on departmental talks. The thorough analysis of feedback forms stands from very good to satisfactory. Overall good performance of the institute was observed.

**In/charge Feedback Cell**

### Mr. Ajay Kumar



### Ms. Nirmala Rai





# School of Studies in Physical Education

**Class: B.P.Ed. 1<sup>st</sup> Semester 2022-23**

**Total No. of Students- 35**

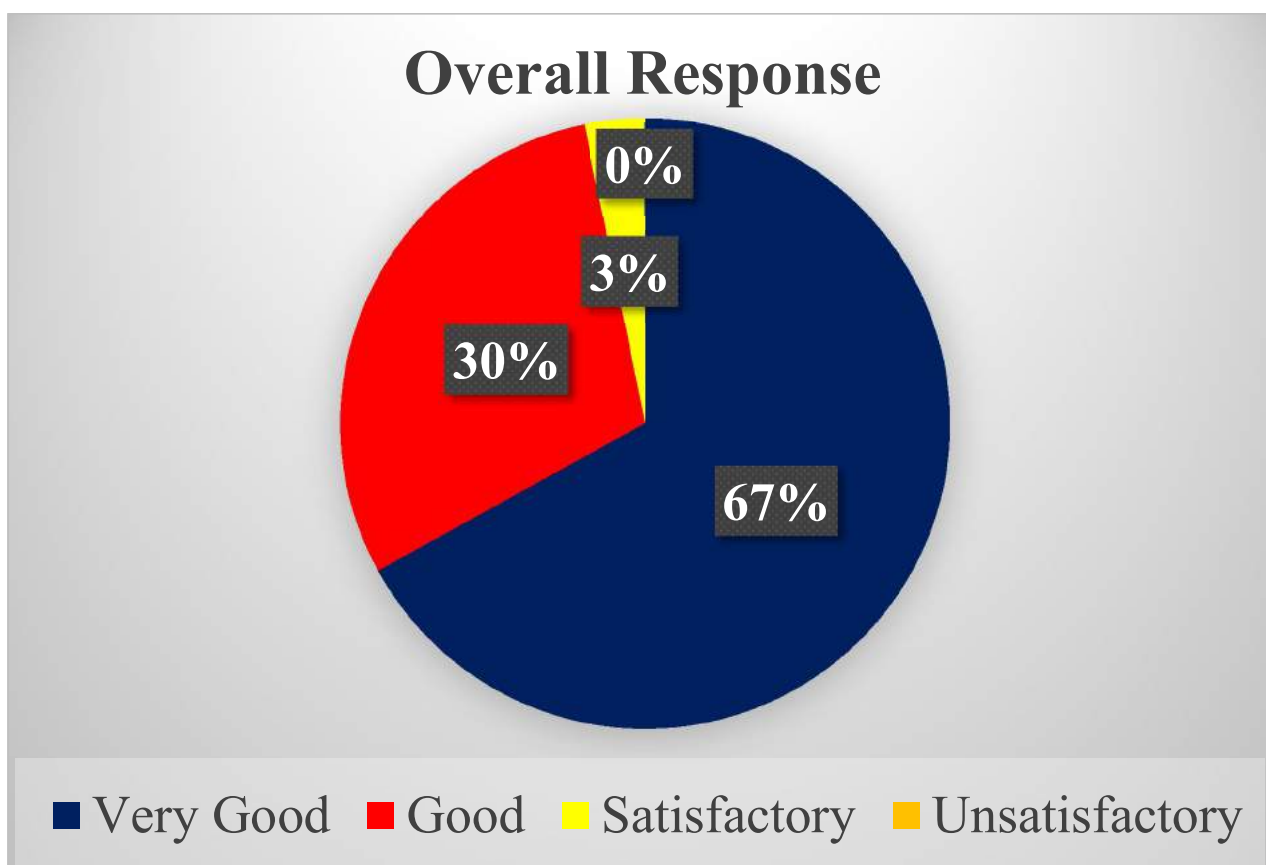
**Questions for Feedback: Questionnaire-1**

<b>S. No.</b>	<b>Question</b>
<b>1.</b>	<b>Depth of the course content including project work, if any.</b>
<b>2.</b>	<b>Extent of coverage of course.</b>
<b>3.</b>	<b>Application /relevance to real life situation.</b>
<b>4.</b>	<b>Learning value (in term of knowledge, concepts, manual skills, analytical abilities and broadening perspectives).</b>
<b>5.</b>	<b>Clarity and relevance of textual reading material.</b>
<b>6.</b>	<b>Relevance of additional source of material (Library).</b>
<b>7.</b>	<b>Extent of effort required by students (You) to cope with the course/program.</b>
<b>8.</b>	<b>Provision of sufficient time for feedback.</b>
<b>9.</b>	<b>Overall rating.</b>

**Categories of responses for feedback from students**

<b>S. No.</b>	<b>Category for response</b>
<b>1.</b>	<b>Very Good</b>
<b>2.</b>	<b>Good</b>
<b>3.</b>	<b>Satisfactory</b>
<b>4.</b>	<b>Unsatisfactory</b>

S. No.	Question	Response			
		Very Good	Good	Satisfactory	Unsatisfactory
1.	A	24	10	1	0
2.	B	19	13	3	0
3.	C	20	13	2	0
4.	D	29	6	0	0
5.	E	20	14	1	0
6.	F	23	10	2	0
7.	G	24	11	0	0
8.	H	23	11	1	0
9.	I	29	6	0	0
TOTAL		211	94	10	0



**Class: B.P.Ed 2<sup>nd</sup> Semester 2022-23**

**Total No. of Students- 35**

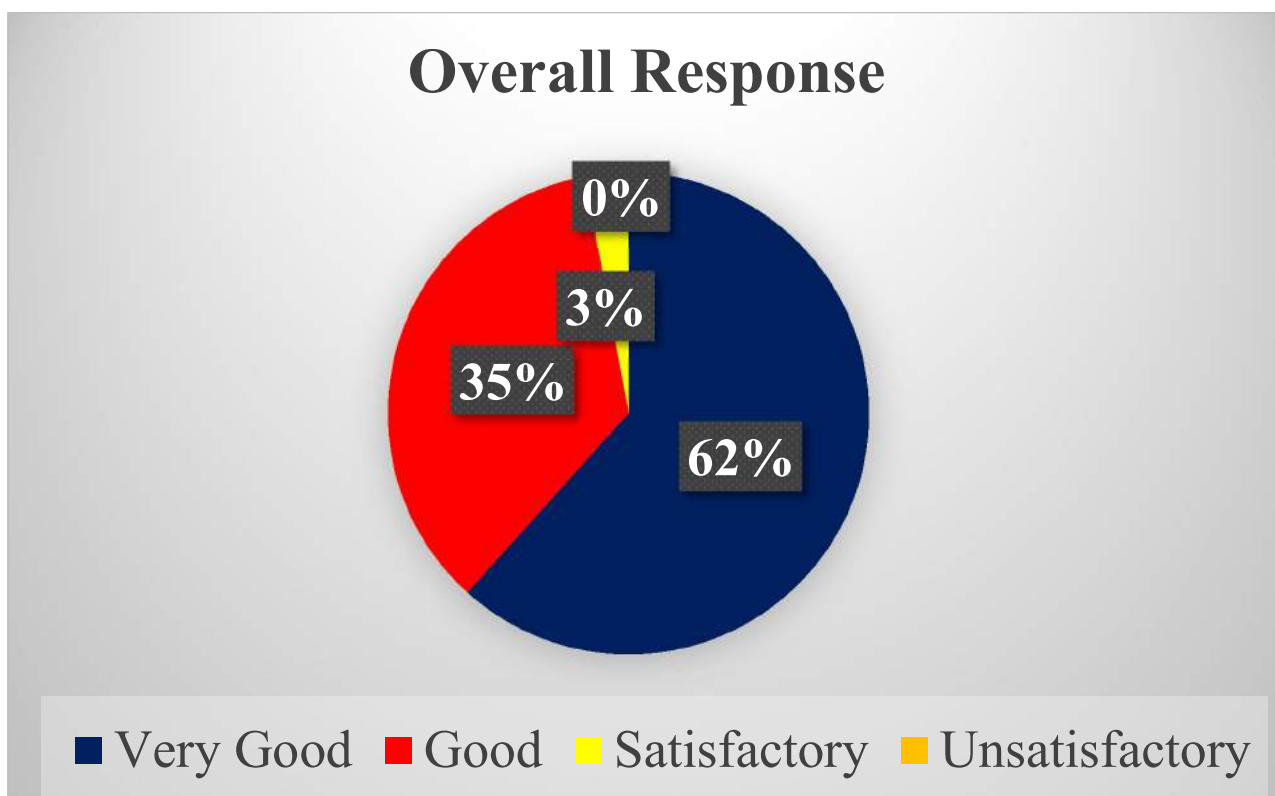
**Questions for Feedback: Questionnaire-1**

<b>S. No.</b>	<b>Question</b>
<b>1.</b>	<b>Depth of the course content including project work, if any.</b>
<b>2.</b>	<b>Extent of coverage of course.</b>
<b>3.</b>	<b>Application /relevance to real life situation.</b>
<b>4.</b>	<b>Learning value (in term of knowledge, concepts, manual skills, analytical abilities and broadening perspectives).</b>
<b>5.</b>	<b>Clarity and relevance of textual reading material.</b>
<b>6.</b>	<b>Relevance of additional source of material (Library).</b>
<b>7.</b>	<b>Extent of effort required by students (You) to cope with the course/program.</b>
<b>8.</b>	<b>Provision of sufficient time for feedback.</b>
<b>9.</b>	<b>Overall rating.</b>

**Categories of responses for feedback from students**

<b>S. No.</b>	<b>Category for response</b>
<b>1.</b>	<b>Very Good</b>
<b>2.</b>	<b>Good</b>
<b>3.</b>	<b>Satisfactory</b>
<b>4.</b>	<b>Unsatisfactory</b>

S. No.	Question	Response			
		Very Good	Good	Satisfactory	Unsatisfactory
1.	A	23	11	1	0
2.	B	23	11	1	0
3.	C	23	10	2	0
4.	D	26	9	0	0
5.	E	22	12	1	0
6.	F	23	10	2	0
7.	G	21	13	1	0
8.	H	25	10	0	0
9.	I	9	25	1	0
TOTAL		193	111	9	0





**Class: B.P.Ed. 3rd Semester 2022-23**

**Total No. of Students- 12**

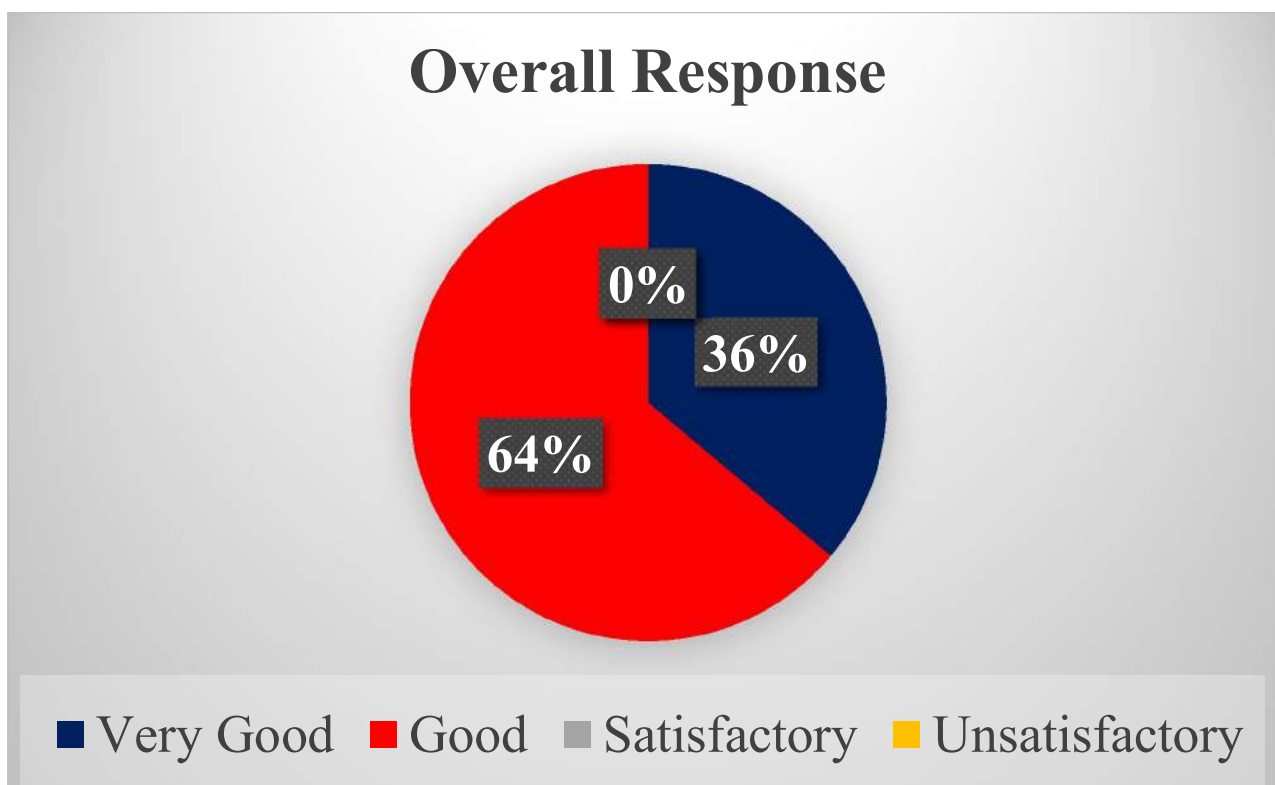
**Questions for Feedback: Questionnaire-1**

<b>S. No.</b>	<b>Question</b>
<b>1.</b>	<b>Depth of the course content including project work, if any.</b>
<b>2.</b>	<b>Extent of coverage of course.</b>
<b>3.</b>	<b>Application /relevance to real life situation.</b>
<b>4.</b>	<b>Learning value (in term of knowledge, concepts, manual skills, analytical abilities and broadening perspectives).</b>
<b>5.</b>	<b>Clarity and relevance of textual reading material.</b>
<b>6.</b>	<b>Relevance of additional source of material (Library).</b>
<b>7.</b>	<b>Extent of effort required by students (You) to cope with the course/program.</b>
<b>8.</b>	<b>Provision of sufficient time for feedback.</b>
<b>9.</b>	<b>Overall rating.</b>

**Categories of responses for feedback from students**

<b>S. No.</b>	<b>Category for response</b>
<b>1.</b>	<b>Very Good</b>
<b>2.</b>	<b>Good</b>
<b>3.</b>	<b>Satisfactory</b>
<b>4.</b>	<b>Unsatisfactory</b>

S. No.	Question	Response			
		Very Good	Good	Satisfactory	Unsatisfactory
1.	A	5	7	0	0
2.	B	3	9	0	0
3.	C	4	8	0	0
4.	D	7	5	0	0
5.	E	5	7	0	0
6.	F	2	10	0	0
7.	G	5	7	0	0
8.	H	3	9	0	0
9.	I	5	7	0	0
TOTAL		39	69	0	0



**Class: B.P.Ed. 4<sup>th</sup> Semester 2022-23**

**Total No. of Students- 12**

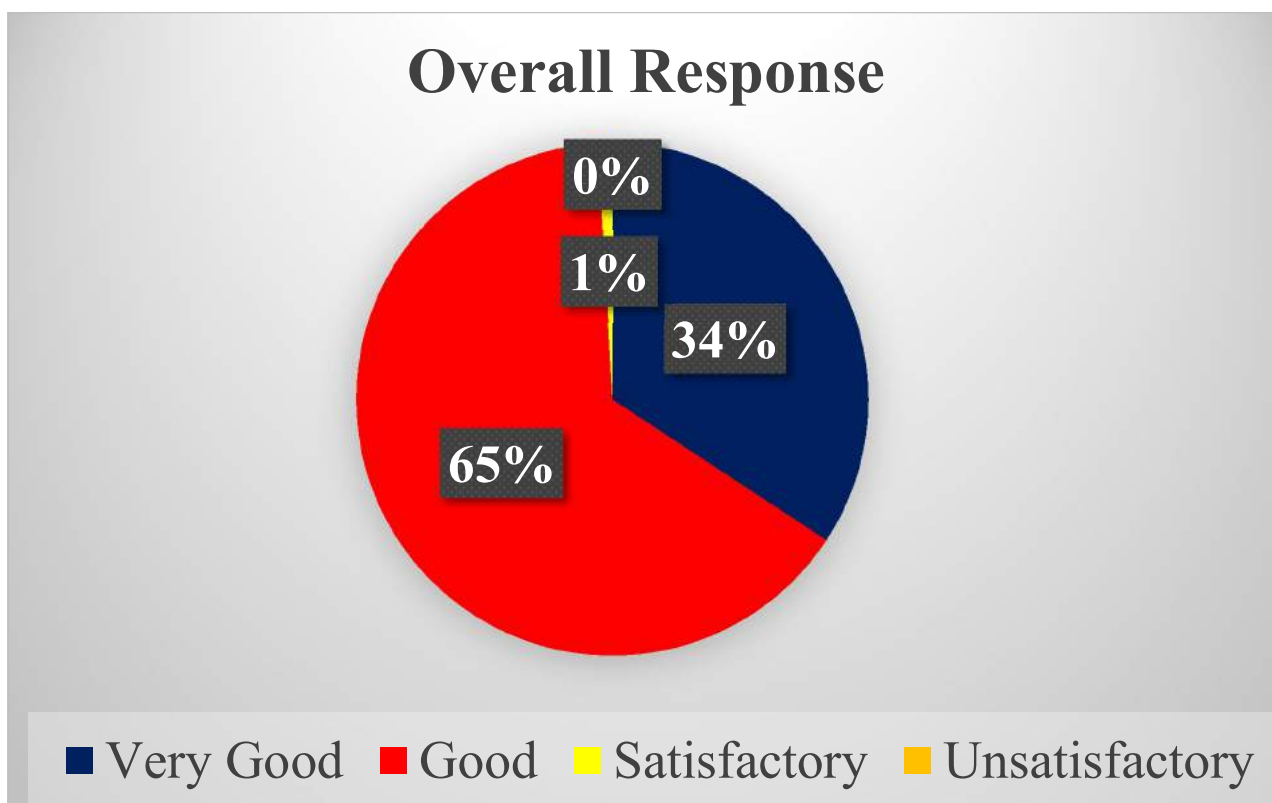
**Questions for Feedback: Questionnaire-1**

<b>S. No.</b>	<b>Question</b>
<b>1.</b>	<b>Depth of the course content including project work, if any.</b>
<b>2.</b>	<b>Extent of coverage of course.</b>
<b>3.</b>	<b>Application /relevance to real life situation.</b>
<b>4.</b>	<b>Learning value (in term of knowledge, concepts, manual skills, analytical abilities and broadening perspectives).</b>
<b>5.</b>	<b>Clarity and relevance of textual reading material.</b>
<b>6.</b>	<b>Relevance of additional source of material (Library).</b>
<b>7.</b>	<b>Extent of effort required by students (You) to cope with the course/program.</b>
<b>8.</b>	<b>Provision of sufficient time for feedback.</b>
<b>9.</b>	<b>Overall rating.</b>

**Categories of responses for feedback from students**

<b>S. No.</b>	<b>Category for response</b>
<b>1.</b>	<b>Very Good</b>
<b>2.</b>	<b>Good</b>
<b>3.</b>	<b>Satisfactory</b>
<b>4.</b>	<b>Unsatisfactory</b>

S. No.	Question	Response			
		Very Good	Good	Satisfactory	Unsatisfactory
1.	A	4	8	0	0
2.	B	4	7	1	0
3.	C	3	9	0	0
4.	D	6	6	0	0
5.	E	3	9	0	0
6.	F	4	8	0	0
7.	G	4	8	0	0
8.	H	5	7	0	0
9.	I	4	8	0	0
TOTAL		37	70	1	0





**Class: M.P.Ed. 1<sup>st</sup> Semester 2022-23**

**Total No. of Students: 18**

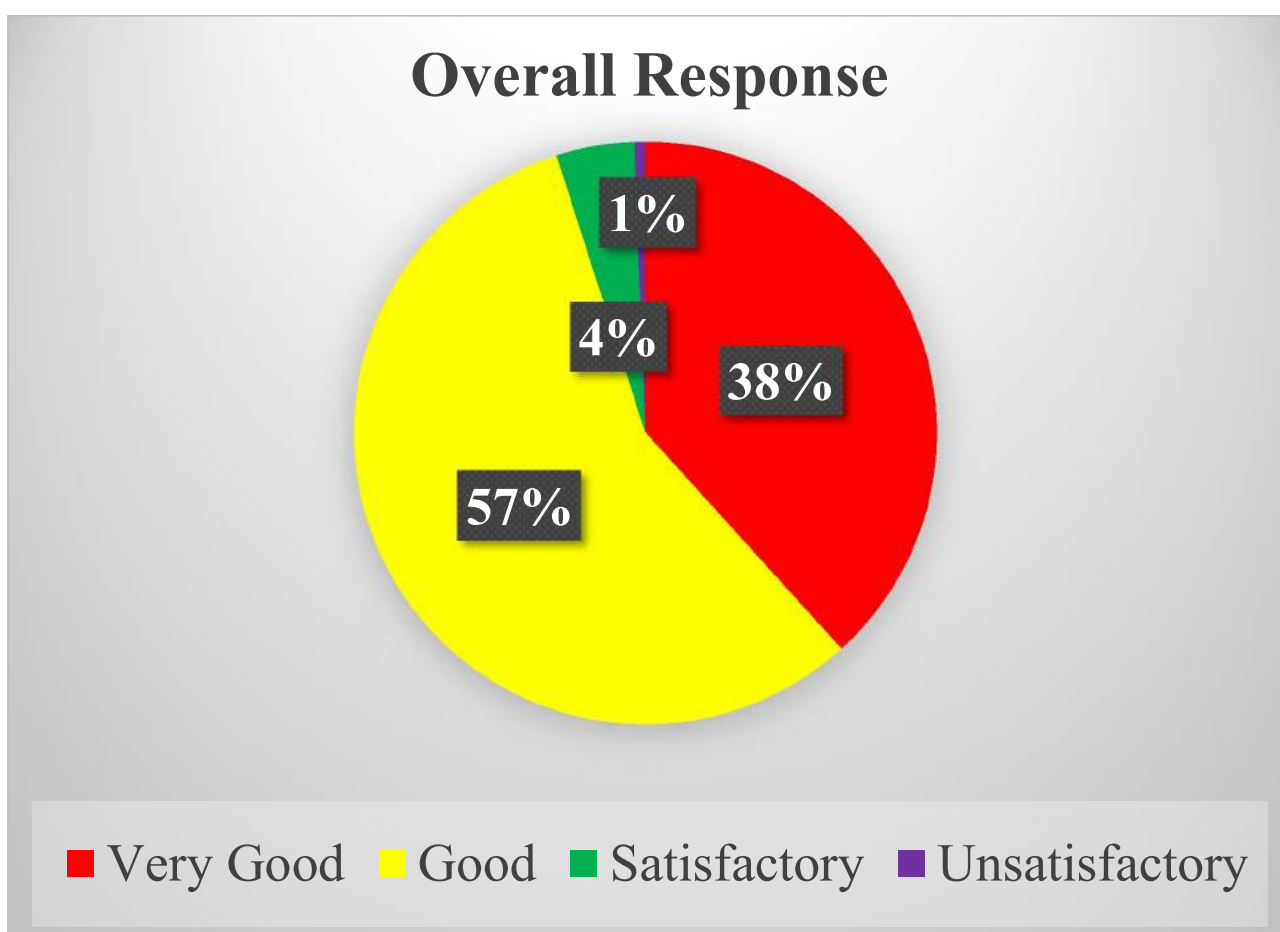
**Questions for Feedback: Questionnaire-1**

<b>S. No.</b>	<b>Question</b>
<b>1.</b>	<b>Depth of the course content including project work, if any.</b>
<b>2.</b>	<b>Extent of coverage of course.</b>
<b>3.</b>	<b>Application /relevance to real life situation.</b>
<b>4.</b>	<b>Learning value (in term of knowledge, concepts, manual skills, analytical abilities and broadening perspectives).</b>
<b>5.</b>	<b>Clarity and relevance of textual reading material.</b>
<b>6.</b>	<b>Relevance of additional source of material (Library).</b>
<b>7.</b>	<b>Extent of effort required by students (You) to cope with the course/program.</b>
<b>8.</b>	<b>Provision of sufficient time for feedback.</b>
<b>9.</b>	<b>Overall rating.</b>

**Categories of responses for feedback from students**

<b>S. No.</b>	<b>Category for response</b>
<b>1.</b>	<b>Very Good</b>
<b>2.</b>	<b>Good</b>
<b>3.</b>	<b>Satisfactory</b>
<b>4.</b>	<b>Unsatisfactory</b>

S. No.	Question	Response			
		Very Good	Good	Satisfactory	Unsatisfactory
1.	A	18	0	0	0
2.	B	18	0	0	0
3.	C	8	10	0	0
4.	D	7	11	0	0
5.	E	0	15	2	1
6.	F	1	14	3	0
7.	G	7	11	0	0
8.	H	1	15	2	0
9.	I	2	16	0	0
TOTAL		62	92	7	1



**Class: M.P.Ed. 2<sup>nd</sup> Semester 2022-23**

**Total No. of Students- 18**

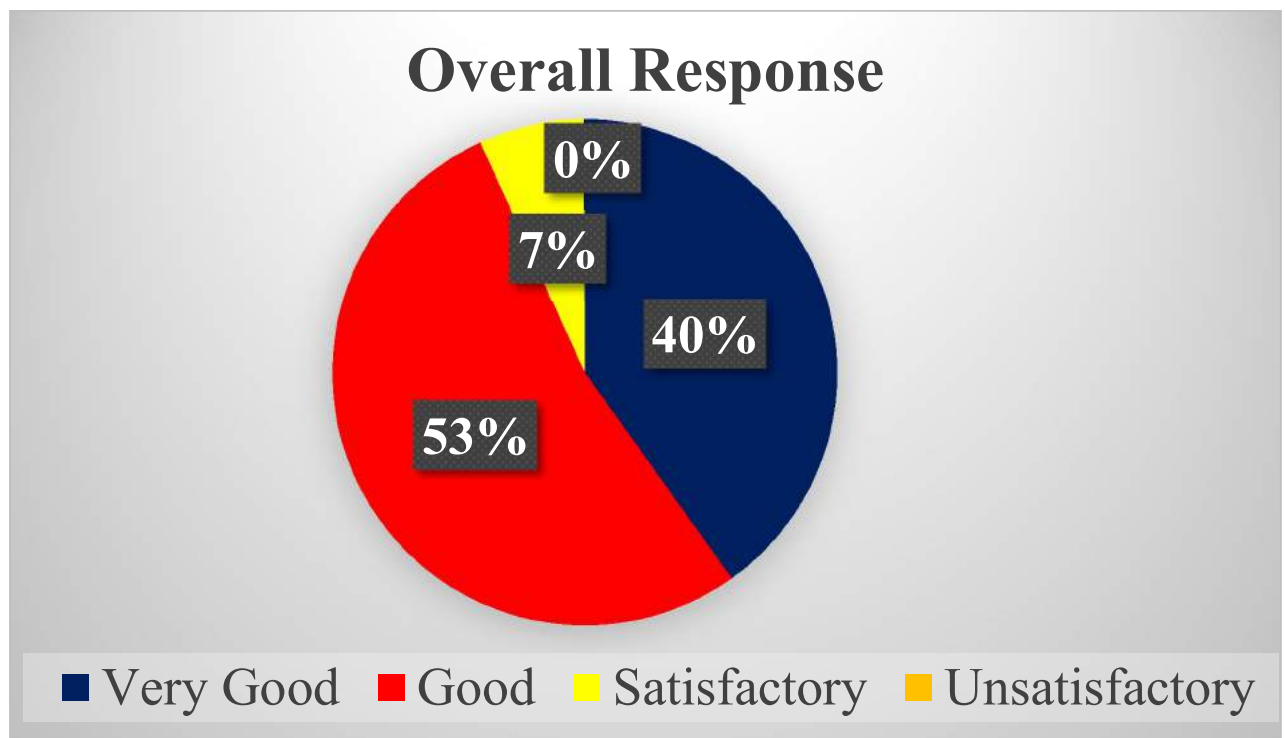
**Questions for Feedback: Questionnaire-1**

<b>S. No.</b>	<b>Question</b>
<b>1.</b>	<b>Depth of the course content including project work, if any.</b>
<b>2.</b>	<b>Extent of coverage of course.</b>
<b>3.</b>	<b>Application /relevance to real life situation.</b>
<b>4.</b>	<b>Learning value (in term of knowledge, concepts, manual skills, analytical abilities and broadening perspectives).</b>
<b>5.</b>	<b>Clarity and relevance of textual reading material.</b>
<b>6.</b>	<b>Relevance of additional source of material (Library).</b>
<b>7.</b>	<b>Extent of effort required by students (You) to cope with the course/program.</b>
<b>8.</b>	<b>Provision of sufficient time for feedback.</b>
<b>9.</b>	<b>Overall rating.</b>

**Categories of responses for feedback from students**

<b>S. No.</b>	<b>Category for response</b>
<b>1.</b>	<b>Very Good</b>
<b>2.</b>	<b>Good</b>
<b>3.</b>	<b>Satisfactory</b>
<b>4.</b>	<b>Unsatisfactory</b>

S. No.	Question	Response			
		Very Good	Good	Satisfactory	Unsatisfactory
1.	A	18	0	0	0
2.	B	18	0	0	0
3.	C	10	8	0	0
4.	D	8	10	0	0
5.	E	0	15	3	0
6.	F	1	11	6	0
7.	G	6	12	0	0
8.	H	2	14	2	0
9.	I	2	16	0	0
TOTAL		65	86	11	0





**Class: M.P.Ed. 3rd Semester 2022-23**

**Total No. of Students- 17**

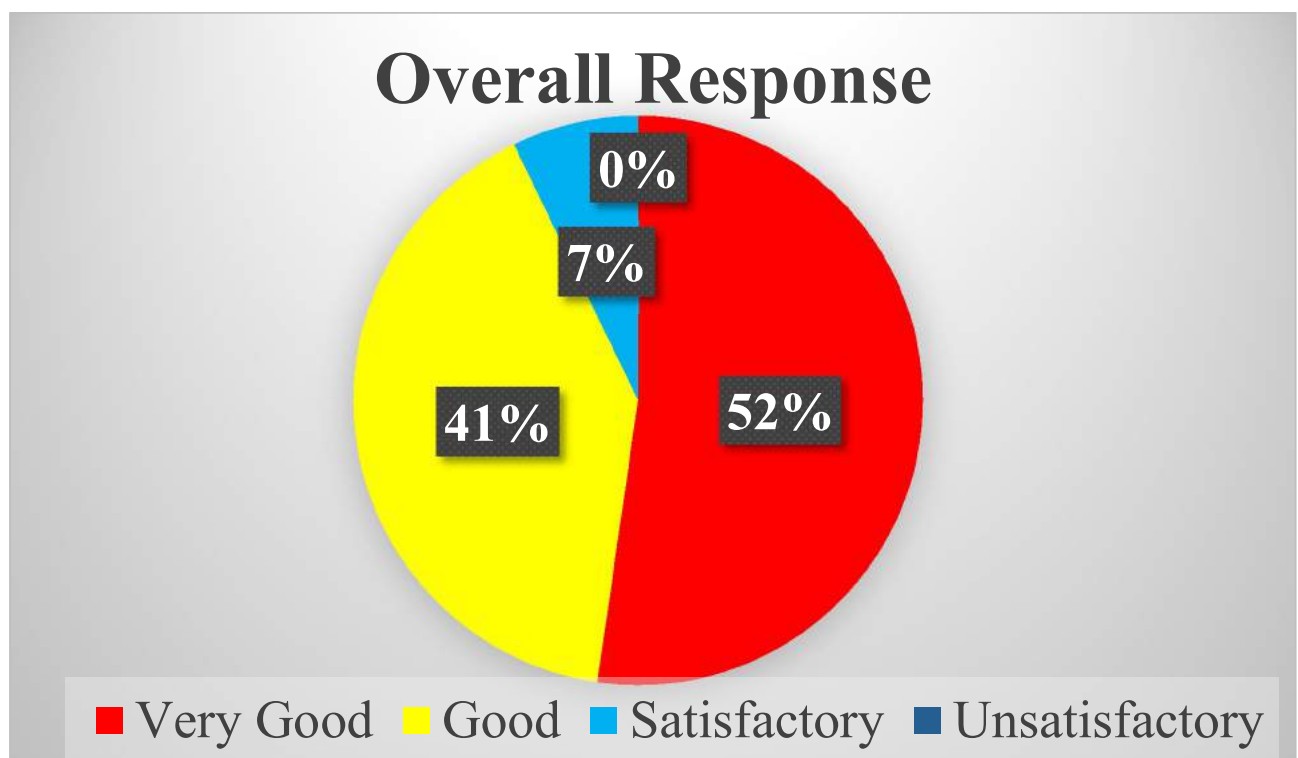
**Questions for Feedback: Questionnaire-1**

<b>S. No.</b>	<b>Question</b>
<b>1.</b>	<b>Depth of the course content including project work, if any.</b>
<b>2.</b>	<b>Extent of coverage of course.</b>
<b>3.</b>	<b>Application /relevance to real life situation.</b>
<b>4.</b>	<b>Learning value (in term of knowledge, concepts, manual skills, analytical abilities and broadening perspectives).</b>
<b>5.</b>	<b>Clarity and relevance of textual reading material.</b>
<b>6.</b>	<b>Relevance of additional source of material (Library).</b>
<b>7.</b>	<b>Extent of effort required by students (You) to cope with the course/program.</b>
<b>8.</b>	<b>Provision of sufficient time for feedback.</b>
<b>9.</b>	<b>Overall rating.</b>

**Categories of responses for feedback from students**

<b>S. No.</b>	<b>Category for response</b>
<b>1.</b>	<b>Very Good</b>
<b>2.</b>	<b>Good</b>
<b>3.</b>	<b>Satisfactory</b>
<b>4.</b>	<b>Unsatisfactory</b>

S. No.	Question	Response			
		Very Good	Good	Satisfactory	Unsatisfactory
1.	A	9	8	0	0
2.	B	8	5	4	0
3.	C	10	7	0	0
4.	D	12	5	0	0
5.	E	9	6	2	0
6.	F	7	5	5	0
7.	G	7	10	0	0
8.	H	9	8	0	0
9.	I	9	8	0	0
TOTAL		80	62	11	0



**Class: M.P.Ed. 4th Semester 2022-23**

**Total No. of Students: 18**

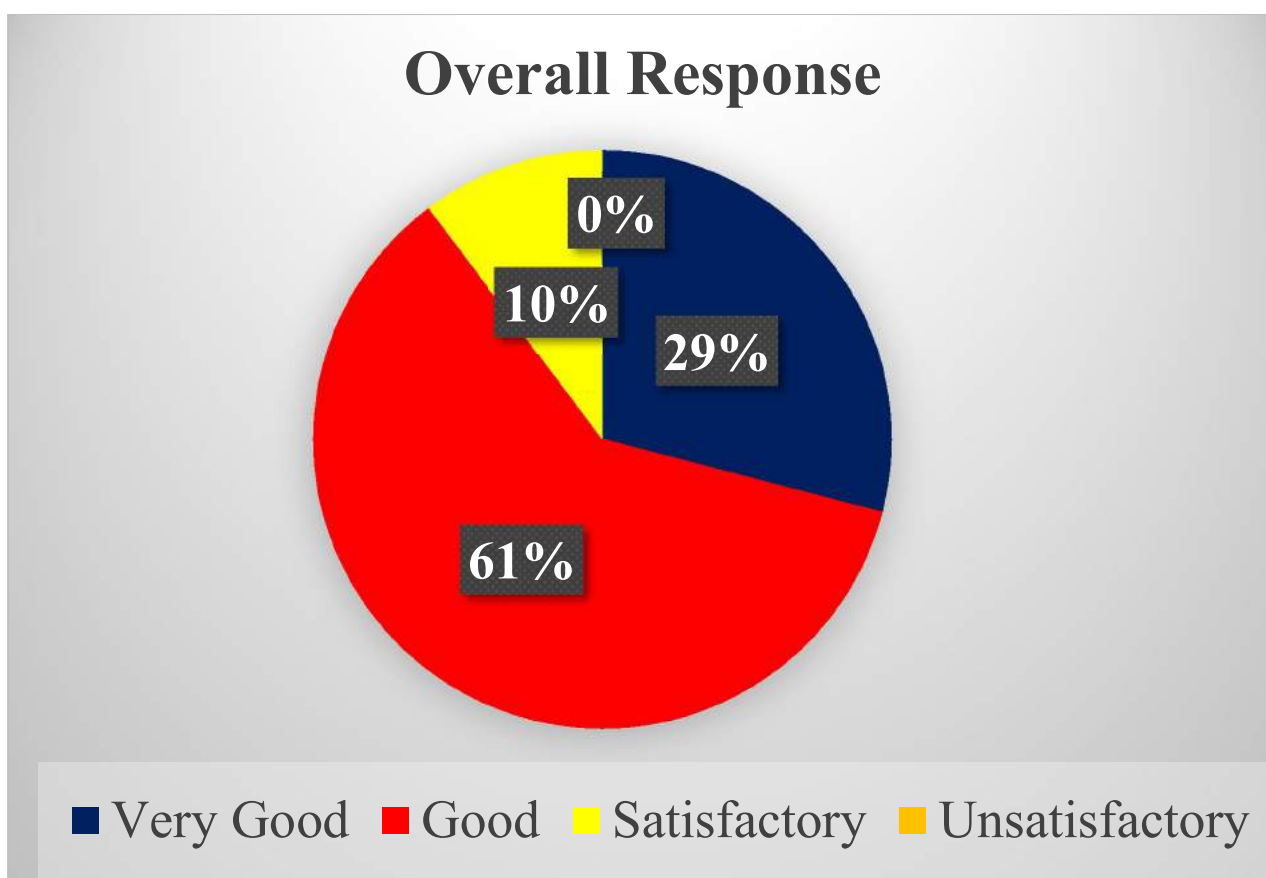
**Questions for Feedback: Questionnaire-1**

<b>S. No.</b>	<b>Question</b>
<b>1.</b>	<b>Depth of the course content including project work, if any.</b>
<b>2.</b>	<b>Extent of coverage of course.</b>
<b>3.</b>	<b>Application /relevance to real life situation.</b>
<b>4.</b>	<b>Learning value (in term of knowledge, concepts, manual skills, analytical abilities and broadening perspectives).</b>
<b>5.</b>	<b>Clarity and relevance of textual reading material.</b>
<b>6.</b>	<b>Relevance of additional source of material (Library).</b>
<b>7.</b>	<b>Extent of effort required by students (You) to cope with the course/program.</b>
<b>8.</b>	<b>Provision of sufficient time for feedback.</b>
<b>9.</b>	<b>Overall rating.</b>

**Categories of responses for feedback from students**

<b>S. No.</b>	<b>Category for response</b>
<b>1.</b>	<b>Very Good</b>
<b>2.</b>	<b>Good</b>
<b>3.</b>	<b>Satisfactory</b>
<b>4.</b>	<b>Unsatisfactory</b>

S. No.	Question	Response			
		Very Good	Good	Satisfactory	Unsatisfactory
1.	A	3	10	0	0
2.	B	3	5	5	0
3.	C	5	8	0	0
4.	D	7	6	0	0
5.	E	3	9	1	0
6.	F	3	5	5	0
7.	G	3	10	0	0
8.	H	2	10	1	0
9.	I	5	8	0	0
TOTAL		34	71	12	0





**CLASS: B.P.Ed 1<sup>st</sup> Semester 2022-23**

<b>S. No.</b>	<b>Subjects</b>	<b>Name of Teacher</b>
1.	Health Education and Environmental Studies	Prof. Reeta venugopal
2.	Anatomy and Physiology	Dr. N.M Ghosh
3.	Officiating and Coaching	Mr.Anupam Kumar Singh
4.	History Principle Foundation of Physical Education	Mr.Rahul Kumar Paswan

**Questions for Feedback: Questionnaire-2**

<b>S. No</b>	<b>Question</b>
1.	Knowledge base of the teacher (as perceived by you)
2.	Communication skills (in terms of articulation & comprehensibility)
3.	Sincerity/ Commitment of the teacher
4.	Interest generated by the teacher
5.	Ability to integrate course material with others environment / other issues, to provide a broader perspective
6.	Ability to integrate content with other courses
7.	Accessibility of the teacher in & out of the class (include availability of the teacher to motivate further study & discussion outside class)
8.	Ability to design quizzes /tests/assignment/ examination & projects to evaluate students understanding of the course
9.	Overall rating

**Categories of responses for feedback from students**

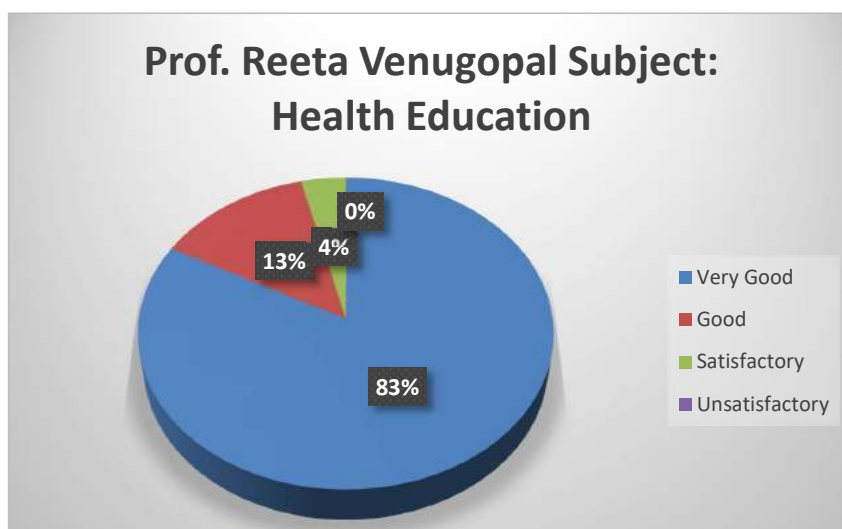
<b>S. No.</b>	<b>Category for response</b>
1.	Very Good
2.	Good
3.	Satisfactory
4.	Unsatisfactory

**Prof. Reeta Venugopal**

**Subject: Health Education and Environmental Studies**

**Total No. of Students: - 35**

S.No.	Question	Response			
		Very good	Good	Satisfactory	Unsatisfactory
1.	A	32	3	0	0
2.	B	27	7	1	0
3.	C	30	4	1	0
4.	D	30	4	1	0
5.	E	26	7	2	0
6.	F	29	4	2	0
7.	G	24	10	1	0
8.	H	30	3	2	0
9.	I	33	0	2	0
Total		261	42	12	0



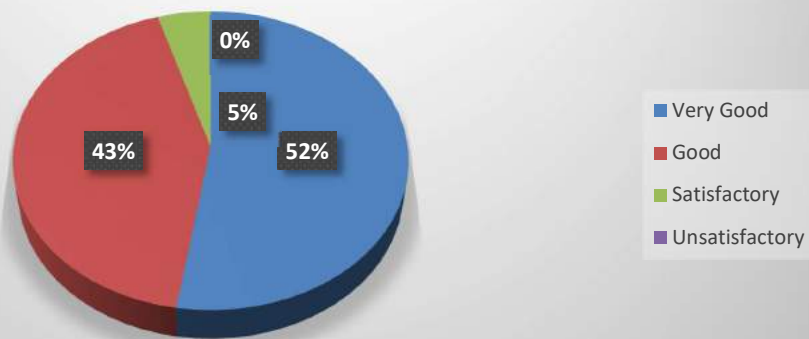
**Mr.Rahul Kumar Paswan**

**Subject: History Principle Foundation of Physical Education**

**Total No. of Students: - 35**

S.N	Question	Response			
		Very good	Good	Satisfactory	Unsatisfactory
1.	A	14	19	2	0
2.	B	20	13	2	0
3.	C	18	16	1	0
4.	D	18	15	2	0
5.	E	17	17	1	0
6.	F	18	13	4	0
7.	G	19	15	1	0
8.	H	20	14	1	0
9.	I	22	13	1	0
Total		166	135	15	0

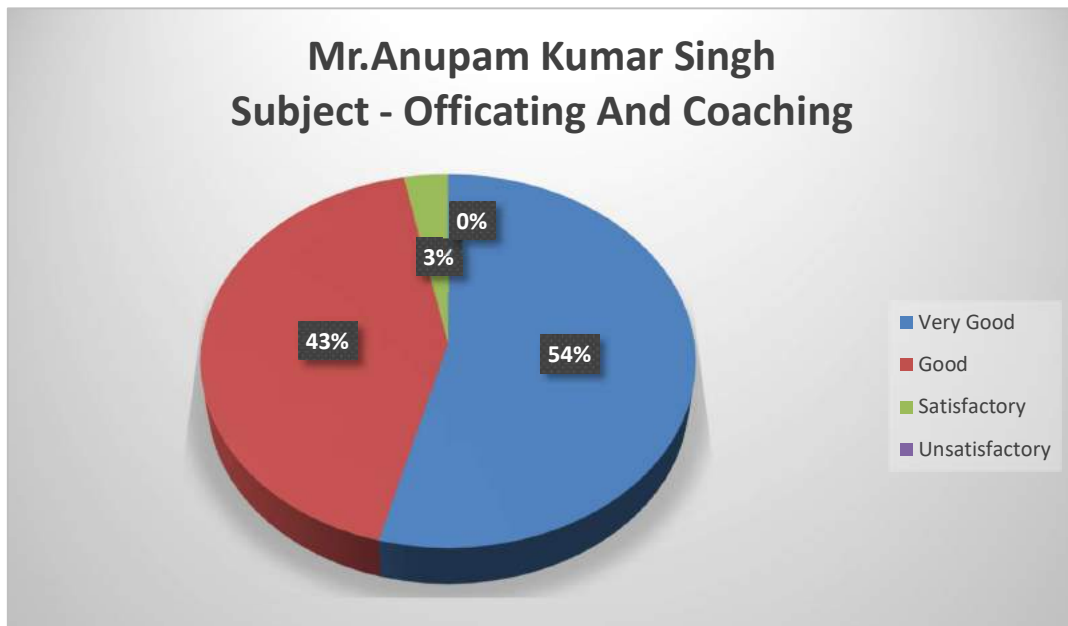
**Mr.Rahul Kumar Paswan**  
**Subject - History Principle and Fundamental**  
**in Physical Education**



**Mr.Anupam Kumar Singh**  
**Subject: Officiating and Coaching**

**Total No. of Students: - 35**

S.N	Question	Response			
		Very good	Good	Satisfactory	Unsatisfactory
1.	A	14	17	4	0
2.	B	20	14	1	0
3.	C	21	13	1	0
4.	D	20	15	0	0
5.	E	22	14	0	0
6.	F	12	19	4	0
7.	G	20	15	0	0
8.	H	20	15	0	0
9.	I	22	13	0	0
Total		171	135	10	0



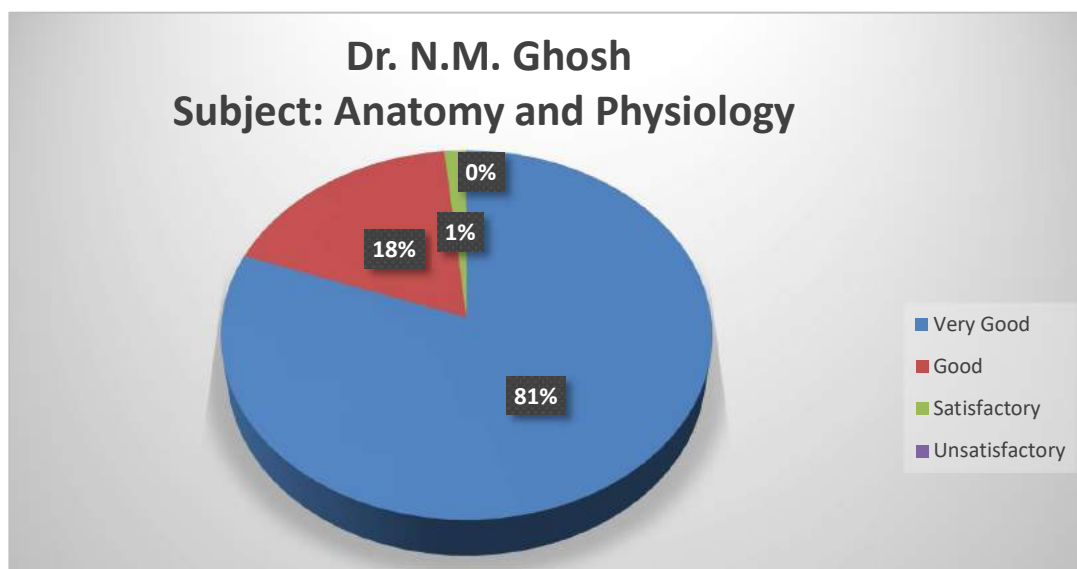


**Dr. N.M Ghosh**

**Subject: Anatomy and Physiology**

**Total No. of Students: - 35**

S. No	Question	Response			
		Very Good	Good	Satisfactory	Unsatisfactory
1.	A	35	0	0	0
2.	B	26	8	1	0
3.	C	20	15	0	0
4.	D	30	4	1	0
5.	E	25	9	1	0
6.	F	29	5	1	0
7.	G	29	5	1	0
8.	H	29	6	0	0
9.	I	31	4	0	0
Total		254	56	5	0





**Class: B.P.Ed 2<sup>nd</sup> Semester 2022-23**

S. No.	Subjects	Name of Teacher
1.	Sports Nutrition and Weight Management	Prof. Reeta venugopal
2.	Yoga Education	Prof. Rajeev Choudhary
3.	Organization & Administration	Mr.Anupam Kumar Singh
4.	Education Technology and Methods of Teaching in physical Education	Mr.Rahul Kumar Paswan

**Questions for Feedback: Questionnaire-2**

S. No	Question
1.	Knowledge base of the teacher (as perceived by you)
2.	Communication skills (in terms of articulation & comprehensibility)
3.	Sincerity/ Commitment of the teacher
4.	Interest generated by the teacher
5.	Ability to integrate course material with others environment / other issues, to provide a broader perspective
6.	Ability to integrate content with other courses
7.	Accessibility of the teacher in & out of the class (include availability of the teacher to motivate further study & discussion outside class)
8.	Ability to design quizzes /tests/assignment/ examination & projects to evaluate students understanding of the course
9.	Overall rating

**Categories of responses for feedback from students**

S. No.	Category for response
1.	Very Good
2.	Good
3.	Satisfactory
4.	Unsatisfactory

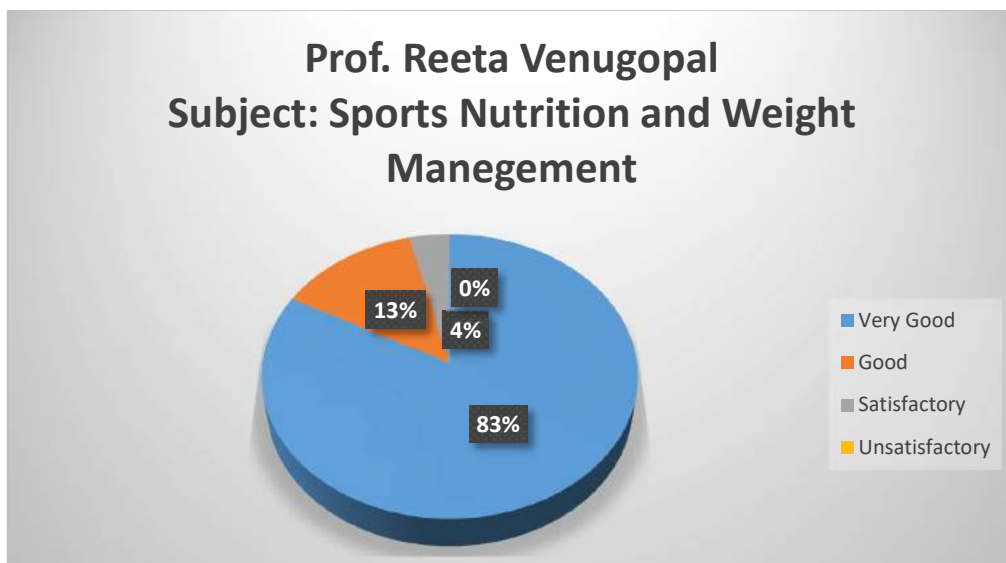
## Feedback

**Prof. Reeta Venugopal**

**Subject: Sports Nutrition and Weight Management**

**Total No. of Students: - 35**

S.No.	Question	Response			
		Very good	Good	Satisfactory	Unsatisfactory
1.	A	31	4	0	0
2.	B	28	7	0	0
3.	C	28	6	1	0
4.	D	26	8	1	0
5.	E	30	5	0	0
6.	F	27	8	0	0
7.	G	27	7	1	0
8.	H	28	6	1	0
9.	I	31	4	0	0
Total		256	55	4	0





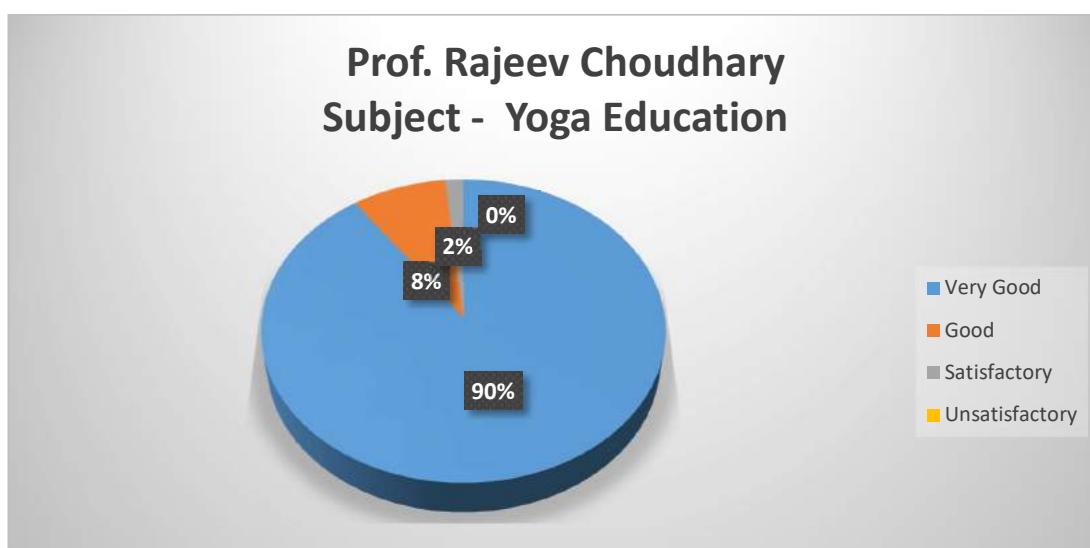
## Feedback

**Prof. Rajeev Choudhary**

**Subject:Yoga Education**

**Total No. of Students: - 35**

S.N.	Question	Response			
		Very Good	Good	Satisfactory	Unsatisfactory
1	A	33	2	0	0
2	B	33	2	0	0
3	C	33	2	0	0
4	D	32	3	0	0
5	E	30	3	2	0
6	F	30	4	1	0
7	G	33	2	0	0
8	H	27	7	1	0
9	I	33	1	1	0
Total		284	26	5	0



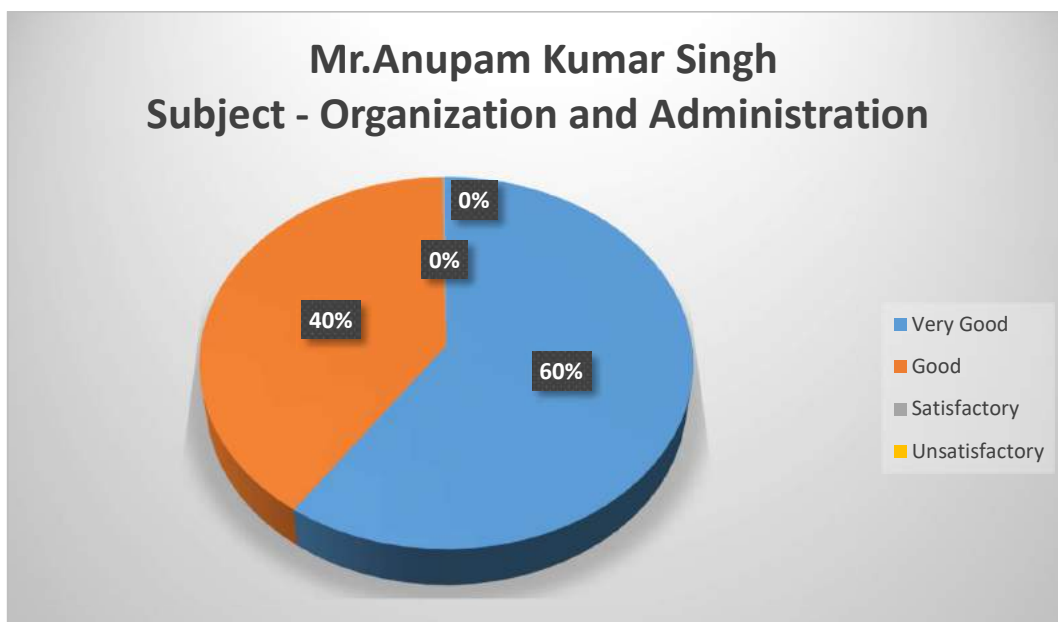
## Feedback

**Mr.Anupam Kumar Singh**

**Subject:Organization & Administration**

**Total No. of Students: - 35**

S.N	Question	Response			
		Very good	Good	Satisfactory	Unsatisfactory
1.	A	24	11	0	0
2.	B	21	14	0	0
3.	C	20	15	0	0
4.	D	20	15	0	0
5.	E	18	17	0	0
6.	F	16	19	0	0
7.	G	21	14	0	0
8.	H	24	10	1	0
9.	I	24	11	0	0
Total		188	126	1	0



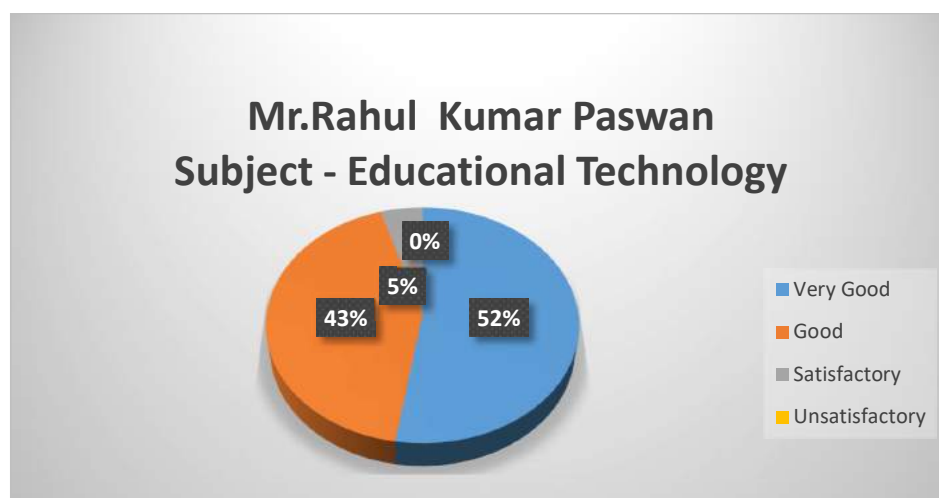
## Feedback

**Mr.Rahul Kumar Paswan**

**Subject: Education Technology and Methods of Teaching in Physical Education**

**Total No. of Students: - 35**

S.N	Question	Response			
		Very good	Good	Satisfactory	Unsatisfactory
1.	A	14	19	2	0
2.	B	20	13	2	0
3.	C	18	16	1	0
4.	D	18	15	2	0
5.	E	17	17	1	0
6.	F	18	13	4	0
7.	G	19	15	1	0
8.	H	20	14	1	0
9.	I	22	13	1	0
Total		166	135	15	0







## Feedback

**Class: B.P.Ed 4th Semester 2022-23**

S. No.	Subjects	Name of Teacher
1.	Test Measurement and Evaluation	Prof. C.D Agashe
2.	Research and Statistics in Physical Education	Prof. Rajeew Choudhary
3.	Kinesiology & Biomechanics	Dr. N.M Ghosh
4.	Sports Management	Mr. Rahul Kumar Paswan

### Questions for Feedback: Questionnaire-2

S. No	Question
1.	Knowledge base of the teacher (as perceived by you)
2.	Communication skills (in terms of articulation & comprehensibility)
3.	Sincerity/ Commitment of the teacher
4.	Interest generated by the teacher
5.	Ability to integrate course material with others environment / other issues, to provide a broader perspective
6.	Ability to integrate content with other courses
7.	Accessibility of the teacher in & out of the class (include availability of the teacher to motivate further study & discussion outside class)
8.	Ability to design quizzes /tests/assignment/ examination & projects to evaluate students understanding of the course
9.	Overall rating

### Categories of responses for feedback from students

S. No.	Category for response
1.	Very Good
2.	Good
3.	Satisfactory
4.	Unsatisfactory

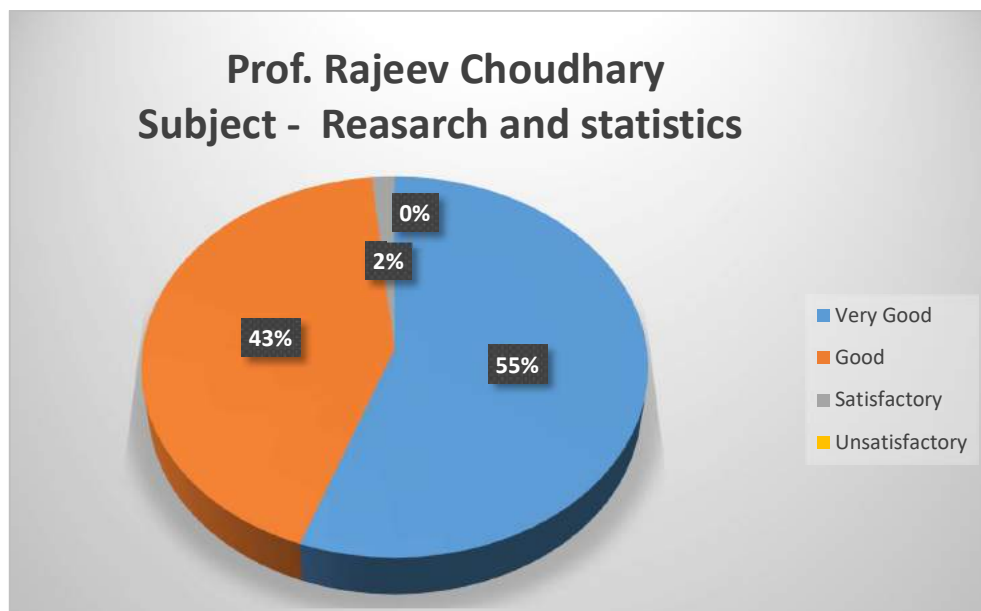
## Feedback

**Prof. Rajeev Choudhary**

**Subject: Research and Statistics in Physical Education**

**Total No. of Students: - 14**

S.N.	Question	Response			
		Very Good	Good	Satisfactory	Unsatisfactory
1	A	9	5	0	0
2	B	7	6	1	0
3	C	7	6	1	0
4	D	8	6	0	0
5	E	7	7	0	0
6	F	8	6	0	0
7	G	11	3	0	0
8	H	5	9	0	0
9	I	8	6	0	0
Total		70	54	2	0



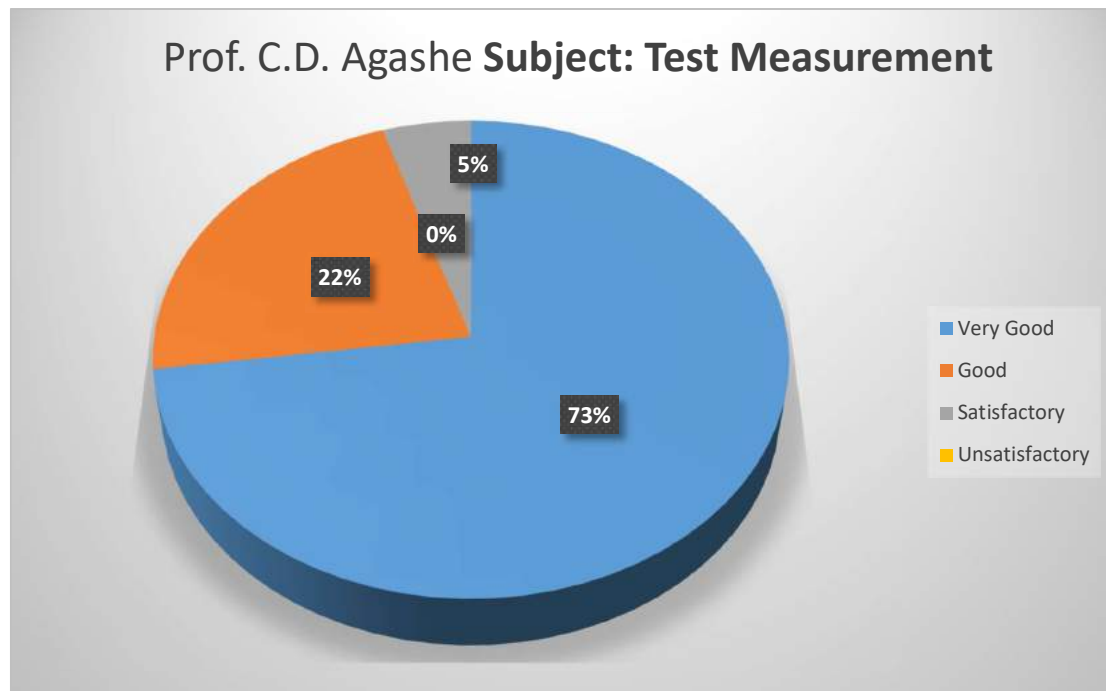
## Feedback

**Prof. C.D Agashe**

**Subject: Test Measurement and Evaluation**

**Total No. of Students: - 18**

S.N	Question	Response			
		Very good	Good	Satisfactory	Unsatisfactory
1.	A	16	2	0	0
2.	B	13	5	0	0
3.	C	9	5	4	0
4.	D	11	4	3	0
5.	E	16	1	1	0
6.	F	13	5	0	0
7.	G	16	2	0	0
8.	H	11	7	0	0
9.	I	13	5	0	0
Total		118	36	8	0



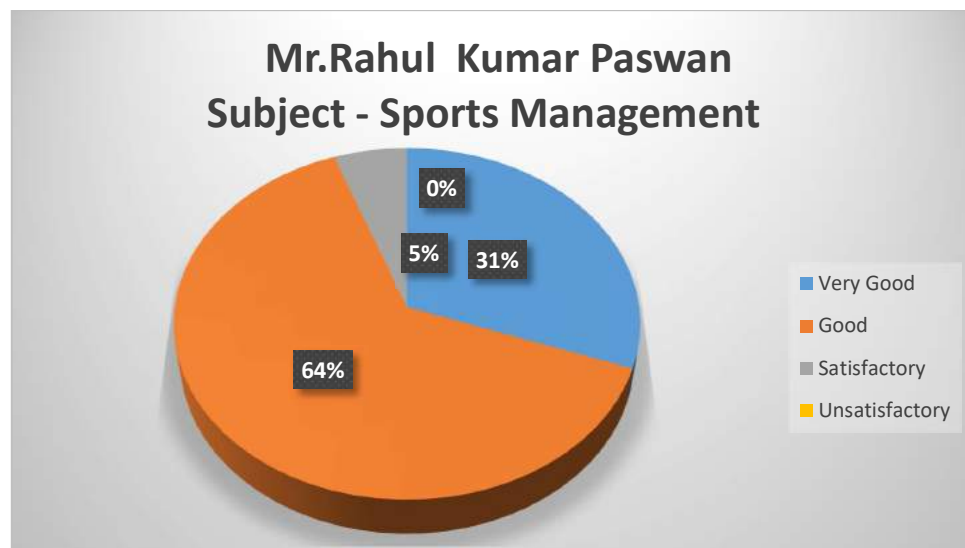
## Feedback

**Mr. Rahul Kumar Paswan**

**Subject: Sports Management**

**Total No. of Students: - 12**

S.N	Question	Response			
		Very good	Good	Satisfactory	Unsatisfactory
1.	A	5	6	1	0
2.	B	4	7	1	0
3.	C	3	8	1	0
4.	D	2	10	0	0
5.	E	3	8	1	0
6.	F	2	9	1	0
7.	G	4	7	1	0
8.	H	5	7	0	0
9.	I	5	7	0	0
Total		33	69	6	0





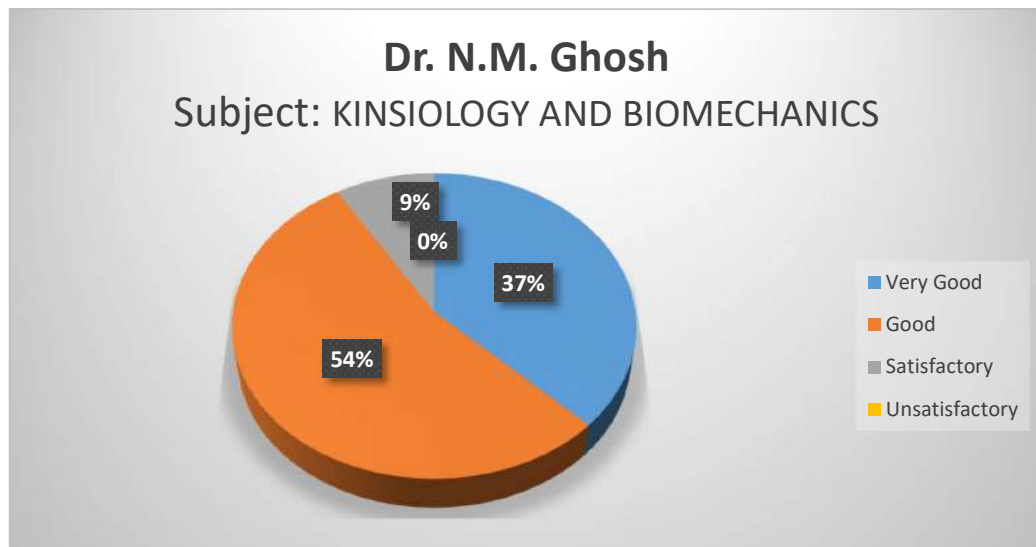
## Feedback

**Dr. N.M. Ghosh**

**Subject: Kinesiology and Biomechanics**

**Total No. of Students: - 14**

S. No	Question	Response			
		Very Good	Good	Satisfactory	Unsatisfactory
1.	A	7	7	0	0
2.	B	4	8	2	0
3.	C	6	6	2	0
4.	D	2	11	1	0
5.	E	6	6	2	0
6.	F	4	8	2	0
7.	G	7	5	2	0
8.	H	4	10	0	0
9.	I	7	7	0	0
Total		47	68	11	0



**Class: B.P.Ed 3<sup>rd</sup> Semester 2022-23**

S. No.	Subjects	Name of Teacher
1.	Sports Psychology & Sociology	Prof. C.D. Agashe
2.	Computer Application	Prof. Rajeev Chuodhary
3.	Sports Training	Mr.Anupam Kumar Singh
4.	Sports Medicine & Rehabilitation	Dr. N.M. Ghosh

**Questions for Feedback: Questionnaire-2**

S. No	Question
1.	Knowledge base of the teacher (as perceived by you)
2.	Communication skills (in terms of articulation & comprehensibility)
3.	Sincerity/ Commitment of the teacher
4.	Interest generated by the teacher
5.	Ability to integrate course material with others environment / other issues, to provide a broader perspective
6.	Ability to integrate content with other courses
7.	Accessibility of the teacher in & out of the class (include availability of the teacher to motivate further study & discussion outside class)
8.	Ability to design quizzes /tests/assignment/ examination & projects to evaluate students understanding of the course
9.	Overall rating

**Categories of responses for feedback from students**

S. No.	Category for response
1.	Very Good
2.	Good
3.	Satisfactory
4.	Unsatisfactory

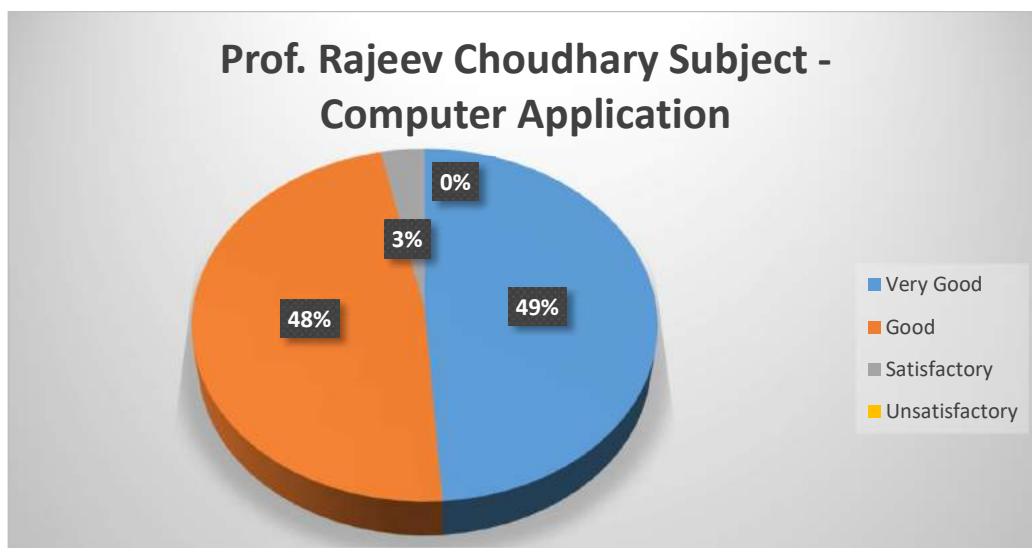
## Feedback

**Prof. Rajeev Choudhary**

**Subject: Computer Application**

**Total No. of Students: - 10**

S.N.	Question	Response			
		Very Good	Good	Satisfactory	Unsatisfactory
1	A	5	4	1	0
2	B	7	3	0	0
3	C	3	7	0	0
4	D	4	5	1	0
5	E	6	4	0	0
6	F	4	6	0	0
7	G	4	5	1	0
8	H	5	5	0	0
9	I	6	4	0	0
Total		44	43	3	0



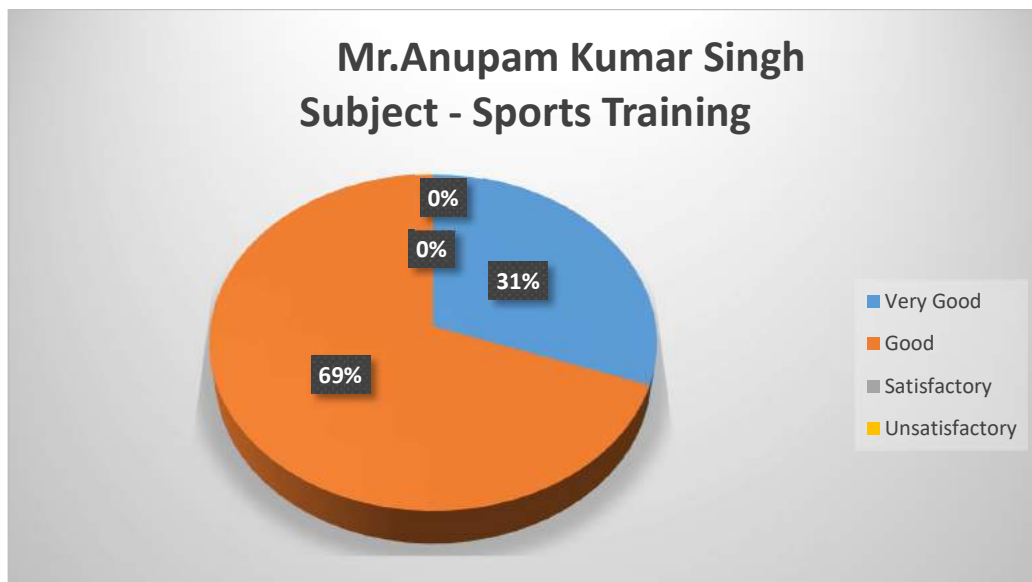
## Feedback

**Mr.Anupam Kumar Singh**

**Subject: Sports Training**

**Total No. of Students: - 12**

S.N	Question	Response			
		Very good	Good	Satisfactory	Unsatisfactory
1.	A	4	8	0	0
2.	B	4	8	0	0
3.	C	3	9	0	0
4.	D	4	8	0	0
5.	E	2	10	0	0
6.	F	4	8	0	0
7.	G	4	8	0	0
8.	H	4	8	0	0
9.	I	4	8	0	0
Total		33	75	0	0






## Feedback

Prof. C.D Agashe

Subject: Sports Psychology & Sociology

Total No. of Students: - 13

S.N	Question	Response			
		Very good	Good	Satisfactory	Unsatisfactory
1.	A	7	6	0	0
2.	B	5	8	0	0
3.	C	6	7	0	0
4.	D	6	7	0	0
5.	E	7	6	0	0
6.	F	6	7	0	0
7.	G	9	4	0	0
8.	H	7	6	0	0
9.	I	6	7	0	0
Total		59	58	0	0



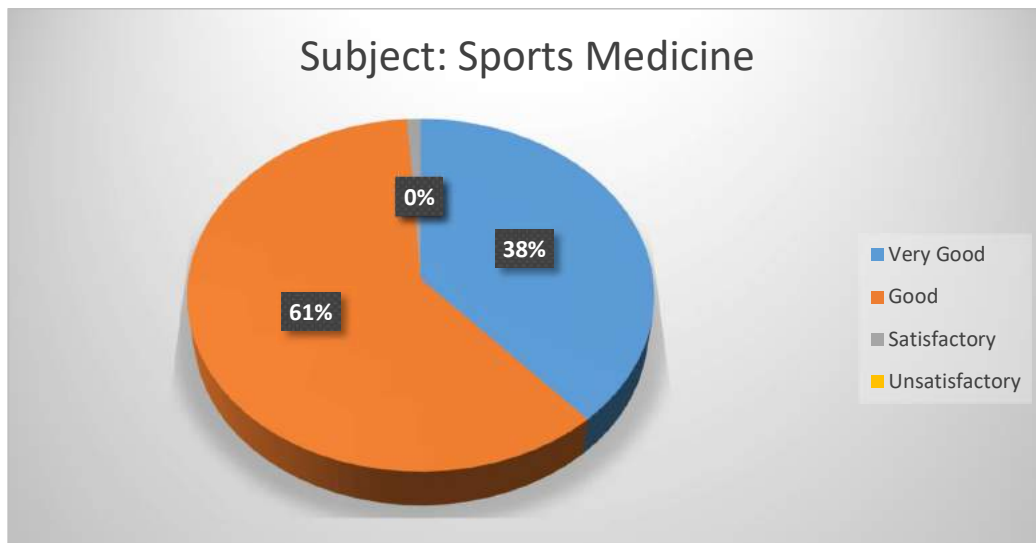
## Feedback

**Dr. N.M Ghosh**

**Subject: Sports Medicine & Rehabilitation**

**Total No. of Students: - 11**

S. No	Question	Response			
		Very Good	Good	Satisfactory	Unsatisfactory
1.	A	4	7	0	0
2.	B	7	4	0	0
3.	C	6	5	0	0
4.	D	3	8	0	0
5.	E	2	9	0	0
6.	F	4	6	1	0
7.	G	5	6	0	0
8.	H	2	9	0	0
9.	I	5	6	0	0
Total		38	60	1	0



**Class: M.P.Ed 1st Semester 2022-23**

S. No.	Subjects	Name of Teacher
1.	Exercise Physiology	Prof. Reeta Venugopal
2.	Test Measurement & evaluation in physical education	Prof. C.D. Agashe
3.	Professional Preparation and Curriculum design	Mr. Rahul Kumar Paswan
4.	Management Of Physical Education	Prof. Rajeev Choudhary

**Questions for Feedback: Questionnaire-2**

S. No	Question
1.	Knowledge base of the teacher (as perceived by you)
2.	Communication skills (in terms of articulation & comprehensibility)
3.	Sincerity/ Commitment of the teacher
4.	Interest generated by the teacher
5.	Ability to integrate course material with others environment / other issues, to provide a broader perspective
6.	Ability to integrate content with other courses
7.	Accessibility of the teacher in & out of the class (include availability of the teacher to motivate further study & discussion outside class)
8.	Ability to design quizzes /tests/assignment/ examination & projects to evaluate students understanding of the course
9.	Overall rating

**Categories of responses for feedback from students**

S. No.	Category for response
1.	Very Good
2.	Good
3.	Satisfactory
4.	Unsatisfactory

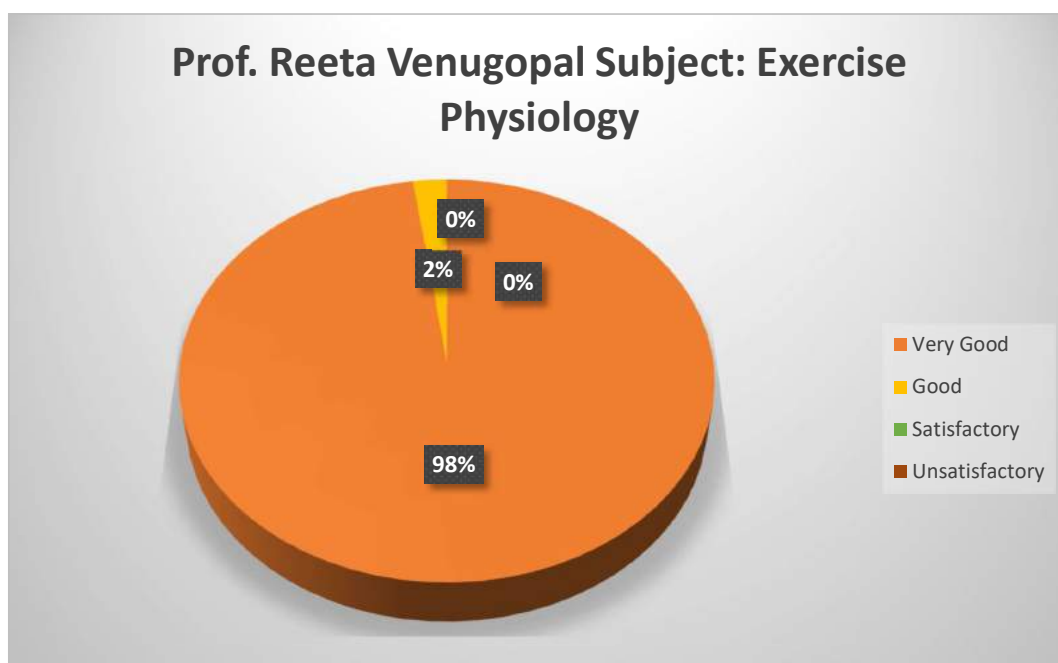
## Feedback

**Prof. Reeta Venugopal**

**Subject: Exercise Physiology**

**Total No. of Students: - 15**

S.No.	Question	Response			
		Very good	Good	Satisfactory	Unsatisfactory
1.	A	15	0	0	0
2.	B	15	0	0	0
3.	C	15	0	0	0
4.	D	14	1	0	0
5.	E	15	0	0	0
6.	F	15	0	0	0
7.	G	14	1	0	0
8.	H	15	0	0	0
9.	I	14	1	0	0
Total		132	3	0	0






## Feedback

Prof. C.D. Agashe

Subject: Test Measurement

Total No. of Students: - 18

S.N	Question	Response			
		Very good	Good	Satisfactory	Unsatisfactory
1.	A	16	2	0	0
2.	B	13	5	0	0
3.	C	9	5	4	0
4.	D	11	4	3	0
5.	E	16	1	1	0
6.	F	13	5	0	0
7.	G	16	2	0	0
8.	H	11	7	0	0
9.	I	13	5	0	0
Total		118	36	8	0



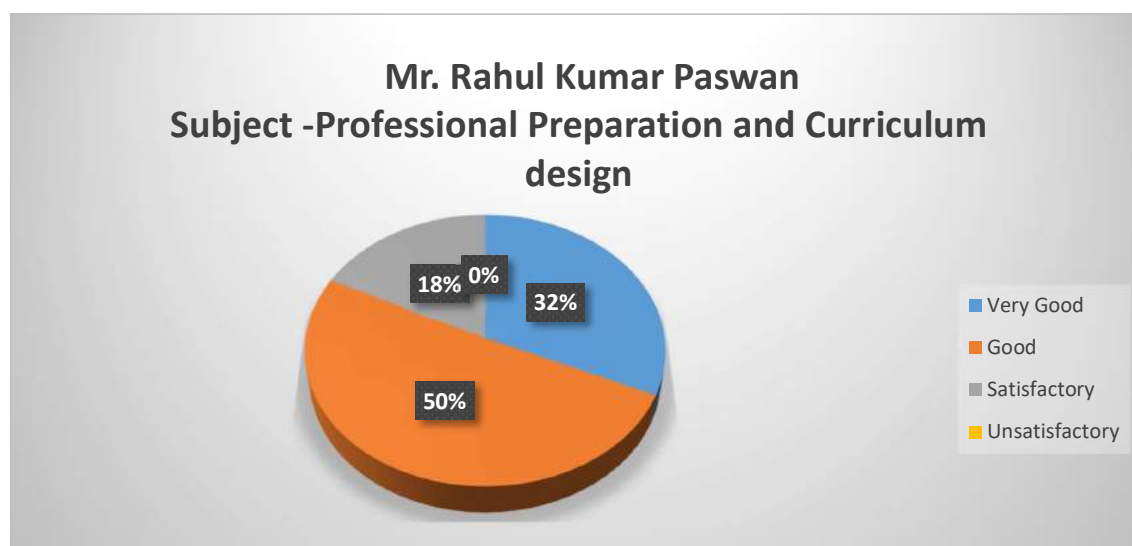
## Feedback

**Mr. Rahul Kumar Paswan**

**Subject: Professional Preparation and Curriculum design**

**Total No. of Students: - 18**

S.N.	Question	Response			
		Very Good	Good	Satisfactory	Unsatisfactory
1	A	5	6	7	0
2	B	7	11	0	0
3	C	7	10	1	0
4	D	4	12	2	0
5	E	3	13	2	0
6	F	6	7	5	0
7	G	8	9	3	0
8	H	6	9	3	0
9	I	6	6	6	0
Total		52	83	29	0



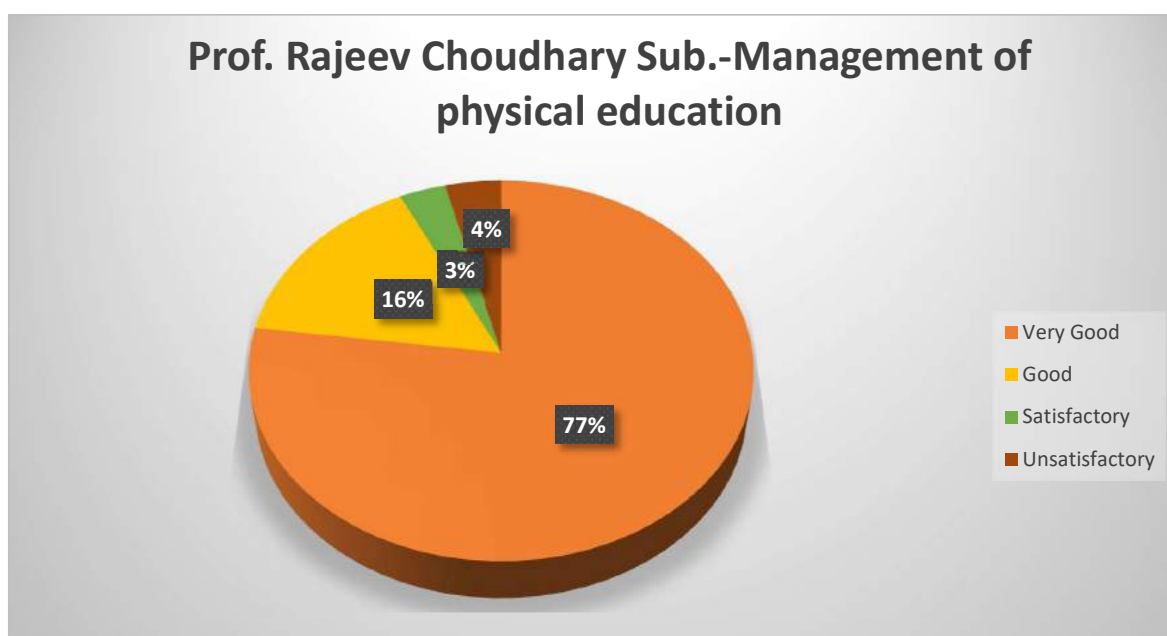
## Feedback

**Prof. Rajeev Choudhary**

**Subject: Management of Physical Education**

**Total No. of Students: - 17**

S.N.	Question	Response			
		Very Good	Good	Satisfactory	Unsatisfactory
1	A	15	2	0	0
2	B	14	2	1	0
3	C	12	3	2	0
4	D	12	4	0	1
5	E	12	4	0	1
6	F	15	1	0	1
7	G	12	4	0	1
8	H	13	3	0	1
9	I	13	1	2	1
Total		118	24	5	6







**CLASS: M.P.Ed 2<sup>nd</sup> Semester 2022-23**

S.NO.	SUBJECT	TEACHER
1	Research Process	Prof. Reeta Venugopal
2	Training Method	Prof. C.D. Agashe
3	Statistics & Computer	Prof. Rajeev Choudhary
4	Biomechanics	Dr.N.M.Gosh

**FEEDBACK QUESTIONNAIRE: 2**

1	Knowledge base of the teacher (as perceived by you)
2	Communication skills (in terms of articulation & comprehensibility)
3	Sincerity/ Commitment of the teacher
4	Interest generated by the teacher
5	Ability to integrate course material with others environment / other issues, to provide a broader perspective
6	Ability to integrate content with other courses
7	Accessibility of the teacher in & out of the class (include availability of the teacher to motivate further study & discussion outside class)
8	Ability to design quizzes /tests/assignment/ examination & projects to evaluate students understanding of the course
9	Overall rating

**FEEDBACK RESPONSE**

S.No.	Category
1	Very Good
2	Good
3	Satisfactory
4	Unsatisfactory

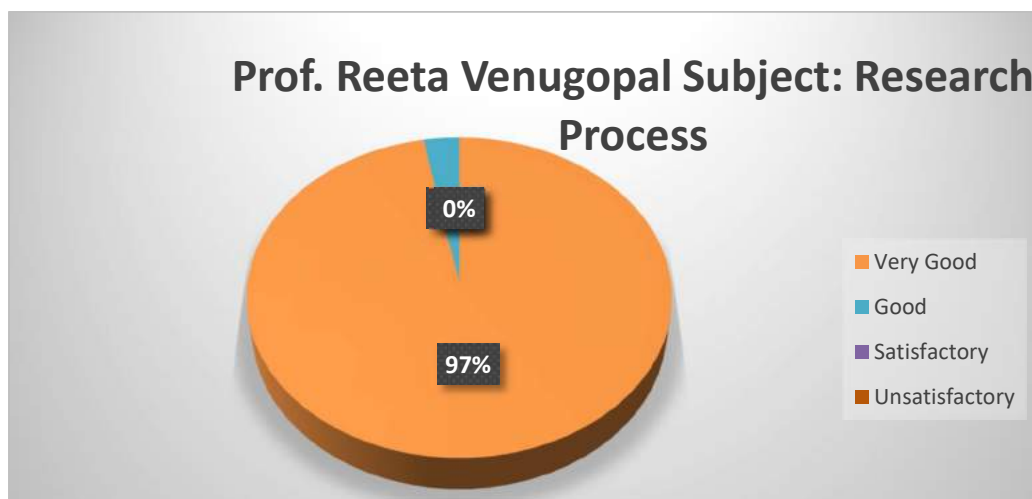
## Feedback

**Prof. Reeta Venugopal**

**Subject – Research Process**

**Total no. of Student- 15**

S.No.	Question	Response			
		Very good	Good	Satisfactory	Unsatisfactory
1.	A	15	0	0	0
2.	B	15	0	0	0
3.	C	15	0	0	0
4.	D	14	1	0	0
5.	E	15	0	0	0
6.	F	14	1	0	0
7.	G	14	1	0	0
8.	H	14	1	0	0
9.	I	15	0	0	0
Total		131	4	0	0



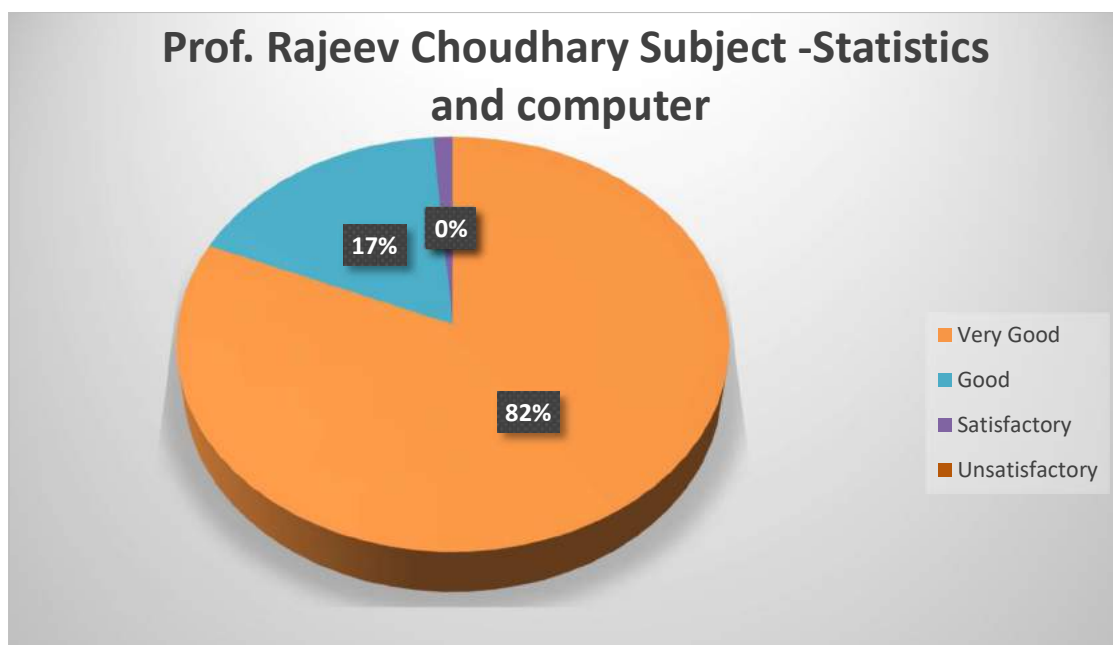
## Feedback

**Prof. Rajeev Choudhary**

**Subject – Statistics & Computer**

**Total no. of Student- 18**

S.N.	Question	Response			
		Very Good	Good	Satisfactory	Unsatisfactory
1	A	17	1	0	0
2	B	16	2	0	0
3	C	14	4	0	0
4	D	15	3	0	0
5	E	16	2	0	0
6	F	16	2	0	0
7	G	11	5	0	0
8	H	14	4	0	0
9	I	13	5	0	0
Total		132	28	0	0




## Feedback

Prof. C.D. Agashe

Subject – Training Method

Total no. of Student- 17

S.N	Question	Response			
		Very good	Good	Satisfactory	Unsatisfactory
1.	A	12	5	0	0
2.	B	6	10	1	0
3.	C	8	7	2	0
4.	D	9	6	2	0
5.	E	8	7	2	0
6.	F	8	8	1	0
7.	G	9	5	3	0
8.	H	9	8	0	0
9.	I	8	9	0	0
Total		77	65	11	0



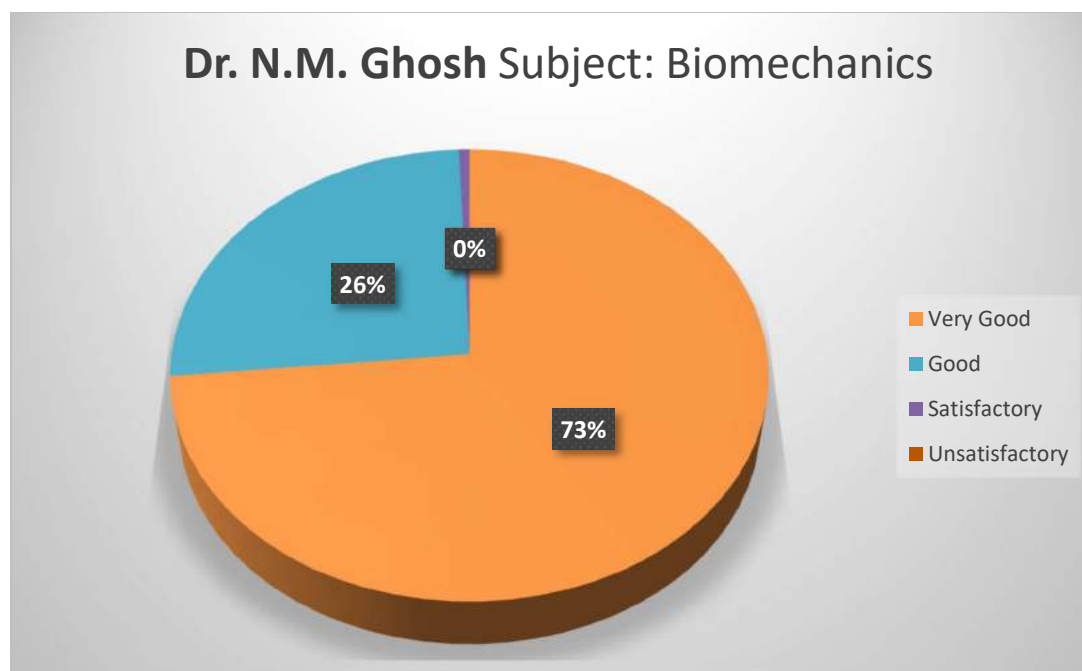
## Feedback

**Dr.N.M.Gosh**

**Subject – Biomechanic**

**Total no. of Student- 18**

S. No	Question	Response			
		Very Good	Good	Satisfactory	Unsatisfactory
1.	A	15	3	0	0
2.	B	18	0	0	0
3.	C	13	5	0	0
4.	D	12	6	0	0
5.	E	17	1	0	0
6.	F	12	6	0	0
7.	G	9	9	0	0
8.	H	11	6	1	0
9.	I	12	6	0	0
Total		119	42	1	0







**Class: M.P.Ed 3<sup>rd</sup> Semester 2022-23**

**Total No. of Students: 10**

S. No.	Subjects	Name of Teacher
1.	Sports Medicine	Prof. Reeta Venugopal
2.	Specialization	Dr. N.M. Ghosh
3.	Psychology of coaching & counselling	Prof. C.D. Agashe
4.	Scientific coaching methods	Prof. Rajeev Choudhary

**Questions for Feedback: Questionnaire-2**

S. No	Question
1.	Knowledge base of the teacher (as perceived by you)
2.	Communication skills (in terms of articulation & comprehensibility)
3.	Sincerity/ Commitment of the teacher
4.	Interest generated by the teacher
5.	Ability to integrate course material with others environment / other issues, to provide a broader perspective
6.	Ability to integrate content with other courses
7.	Accessibility of the teacher in & out of the class (include availability of the teacher to motivate further study & discussion outside class)
8.	Ability to design quizzes /tests/assignment/ examination & projects to evaluate students understanding of the course
9.	Overall rating

**Categories of responses for feedback from students**

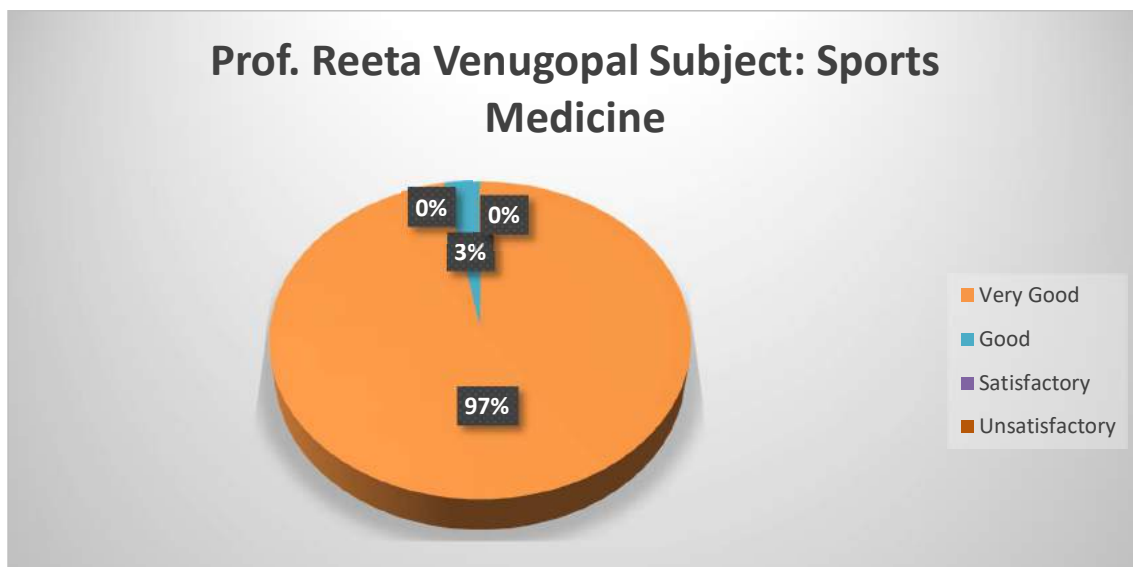
S. No.	Category for response
1.	Very Good
2.	Good
3.	Satisfactory
4.	Unsatisfactory

**Prof. Reeta Venugopal**

## Subject \_Sports Medicine

Total No. of Students: -15

S.No.	Question	Response			
		Very good	Good	Satisfactory	Unsatisfactory
1.	A	15	0	0	0
2.	B	15	0	0	0
3.	C	15	0	0	0
4.	D	14	1	0	0
5.	E	15	0	0	0
6.	F	13	2	0	0
7.	G	15	0	0	0
8.	H	14	1	0	0
9.	I	15	0	0	0
Total		131	4	0	0

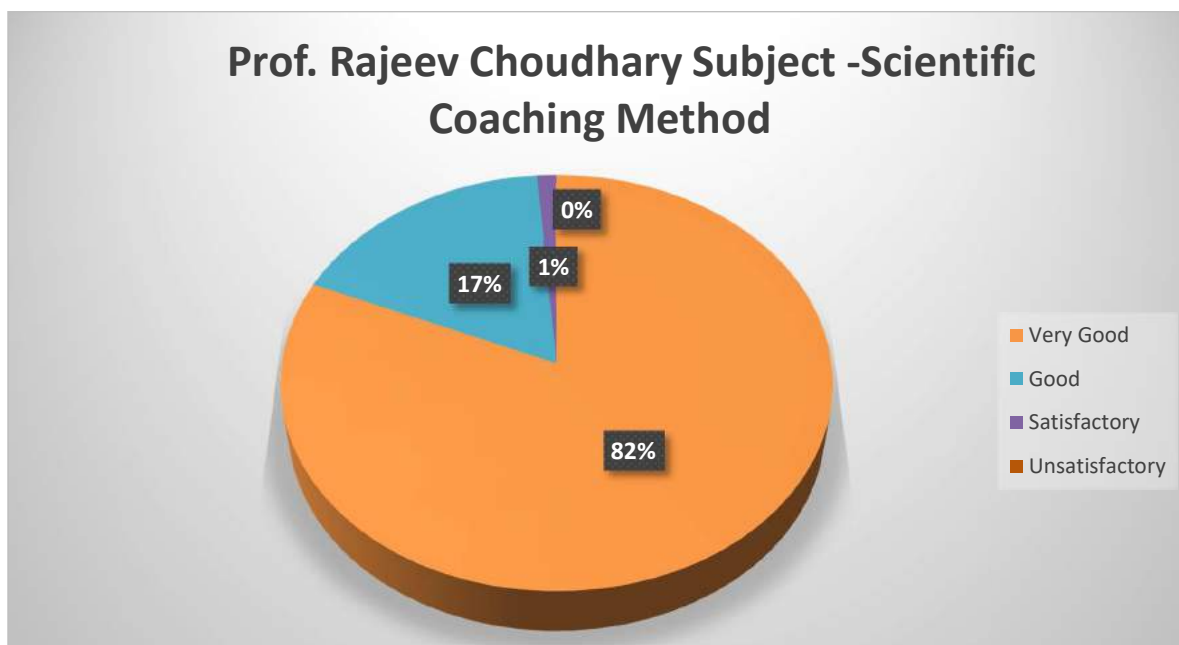


Prof. Rajeev Choudhary

### Subject -Scientific coaching methods

Total No. of Students: -19

S.N.	Question	Response			
		Very Good	Good	Satisfactory	Unsatisfactory
1	A	18	1	0	0
2	B	16	2	0	0
3	C	14	4	0	0
4	D	12	6	0	0
5	E	14	3	1	0
6	F	14	3	1	0
7	G	13	3	2	0
8	H	13	5	0	0
9	I	14	4	0	0
Total		128	31	4	0




Prof. C.D. Agashe

## Subject – Psychology of coaching & counseling

Total No. of Students: -18

S.N	Question	Response			
		Very good	Good	Satisfactory	Unsatisfactory
1.	A	16	2	0	0
2.	B	16	2	0	0
3.	C	11	2	5	0
4.	D	11	5	1	1
5.	E	12	4	2	0
6.	F	12	4	2	0
7.	G	11	3	3	1
8.	H	12	3	3	0
9.	I	12	4	2	0
Total		113	29	18	2



Prof.

Dr. N.M. Ghosh



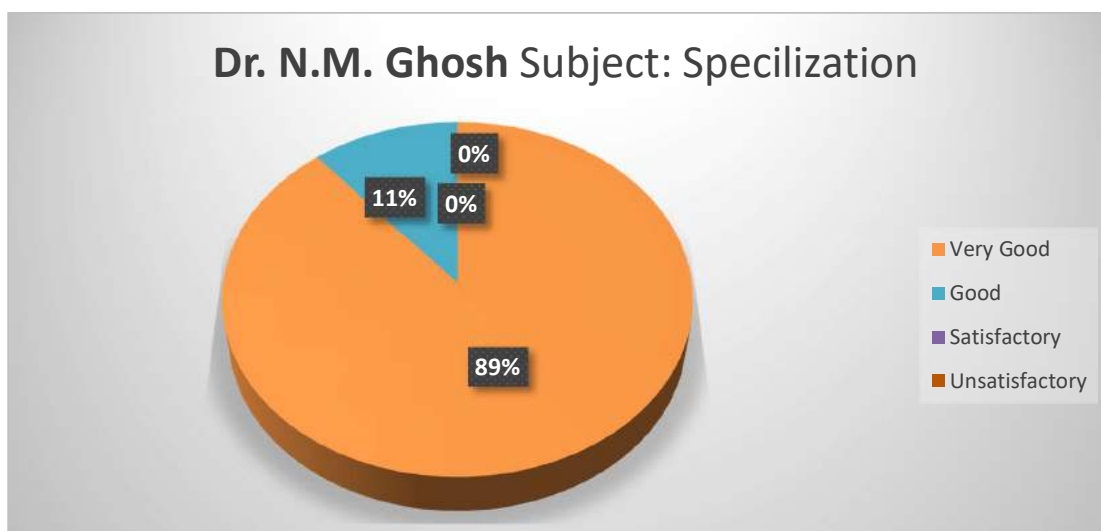
### Subject-Specialization

Total No. of Students: - 8

**Dr. N.M. Ghosh**

Subject: Specilization

S. No	Question	Response			
		Very Good	Good	Satisfactory	Unsatisfactory
1.	A	8	0	0	0
2.	B	6	2	0	0
3.	C	6	2	0	0
4.	D	7	1	0	0
5.	E	8	0	0	0
6.	F	7	1	0	0
7.	G	6	2	0	0
8.	H	8	0	0	0
9.	I	8	0	0	0
Total		64	8	0	0



**Class: M.P.Ed 4<sup>th</sup> Semester 2022-23**

S. No.	Subjects	Name of Teacher
1.	Health Education	Prof. Reeta venugopal
2.	Psychology of Coaching and Counselling	Prof. C.D. Agashe
3.	Sports Physiotherapy	Dr. N.M. Ghosh
4.	Foundation of Physical Education & Current Trends	Prof. Rajeev Choudhary

**Questions for Feedback: Questionnaire-2**

S. No	Question
1.	Knowledge base of the teacher (as perceived by you)
2.	Communication skills (in terms of articulation & comprehensibility)
3.	Sincerity/ Commitment of the teacher
4.	Interest generated by the teacher
5.	Ability to integrate course material with others environment / other issues, to provide a broader perspective
6.	Ability to integrate content with other courses
7.	Accessibility of the teacher in & out of the class (include availability of the teacher to motivate further study & discussion outside class)
8.	Ability to design quizzes /tests/assignment/ examination & projects to evaluate students understanding of the course
9.	Overall rating

**Categories of responses for feedback from students**

S. No.	Category for response
1.	Very Good
2.	Good
3.	Satisfactory
4.	Unsatisfactory

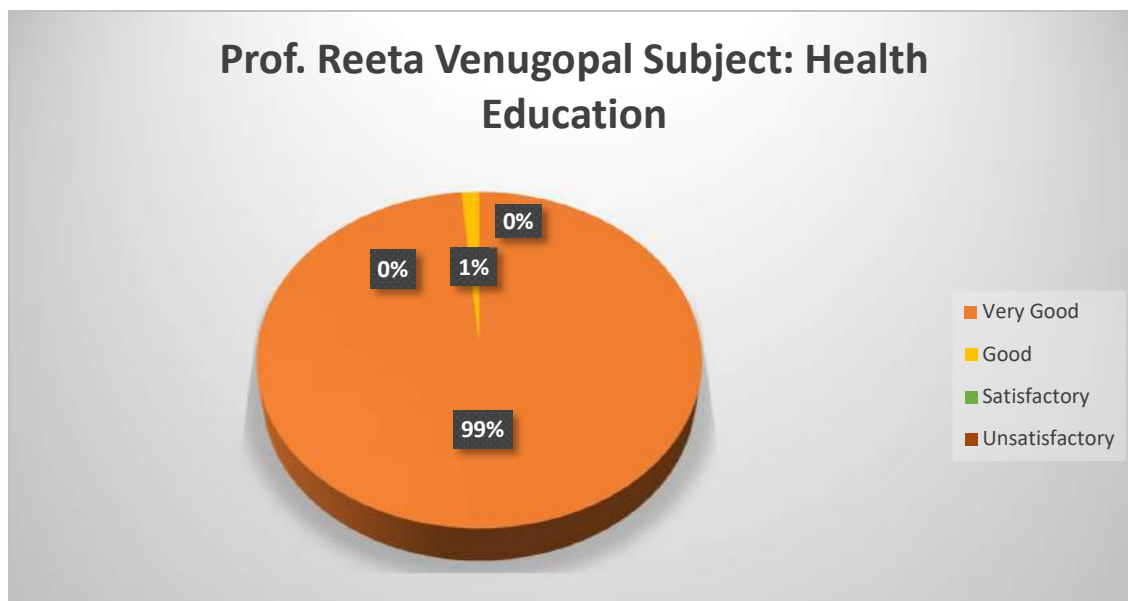
## Feedback

**Prof. Reeta Venugopal**

**Subject: Health Education.**

**Total No. of Students: - 16**

S.No.	Question	Response			
		Very good	Good	Satisfactory	Unsatisfactory
1.	A	16	0	0	0
2.	B	16	0	0	0
3.	C	16	0	0	0
4.	D	16	0	0	0
5.	E	16	0	0	0
6.	F	16	0	0	0
7.	G	15	1	0	0
8.	H	15	1	0	0
9.	I	16	0	0	0
Total		142	2	0	0



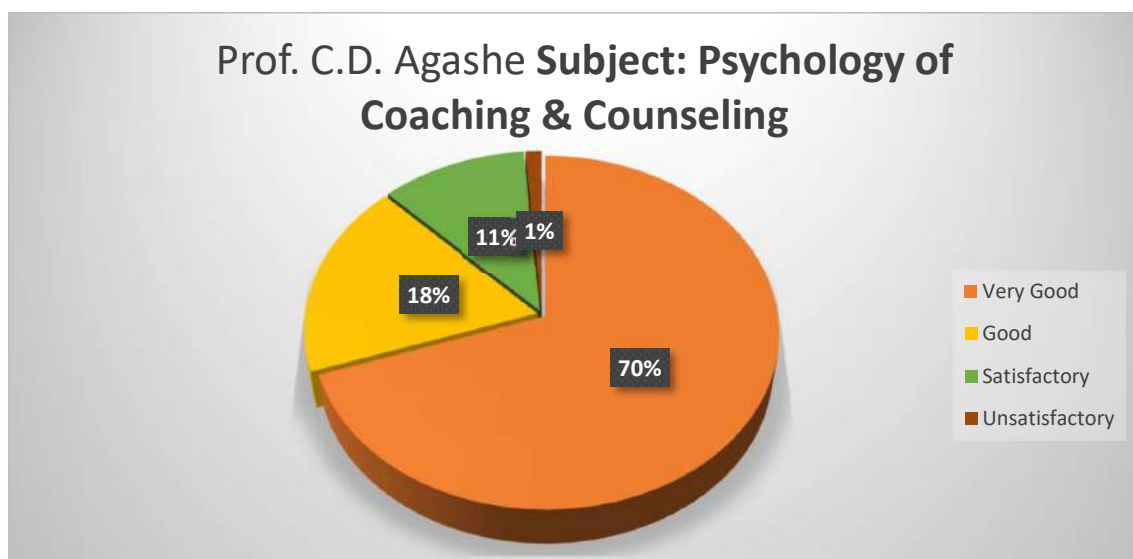
## Feedback

Prof. C. D. Agashe

Subject: Psychology of Coaching and Counselling

Total No. of Students: - 18

S.N	Question	Response			
		Very good	Good	Satisfactory	Unsatisfactory
1.	A	16	2	0	0
2.	B	16	2	0	0
3.	C	11	2	5	0
4.	D	11	5	1	1
5.	E	12	4	2	0
6.	F	12	4	2	0
7.	G	11	3	3	1
8.	H	12	3	3	0
9.	I	12	4	2	0
Total		113	29	18	2



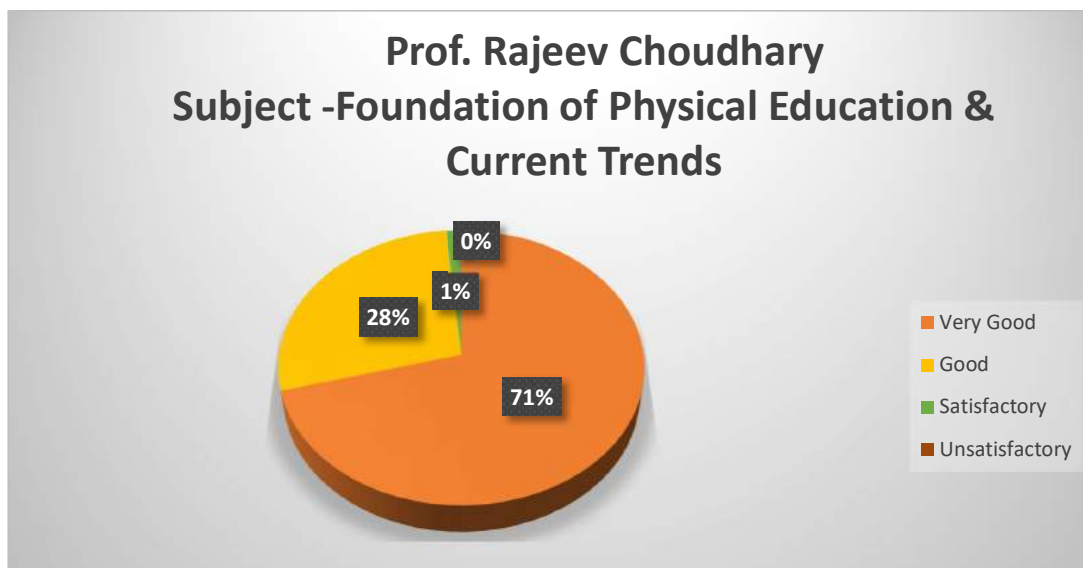
## Feedback

**Prof. Rajeev Choudhary**

**Subject: Foundation of Physical Education & Current Trends**

**Total No. of Students: - 16**

S.N.	Question	Response			
		Very Good	Good	Satisfactory	Unsatisfactory
1	A	14	2	0	0
2	B	13	3	0	0
3	C	9	7	0	0
4	D	9	7	0	0
5	E	12	4	0	0
6	F	13	3	0	0
7	G	9	6	1	0
8	H	11	4	1	0
9	I	12	4	0	0
Total		102	40	2	0





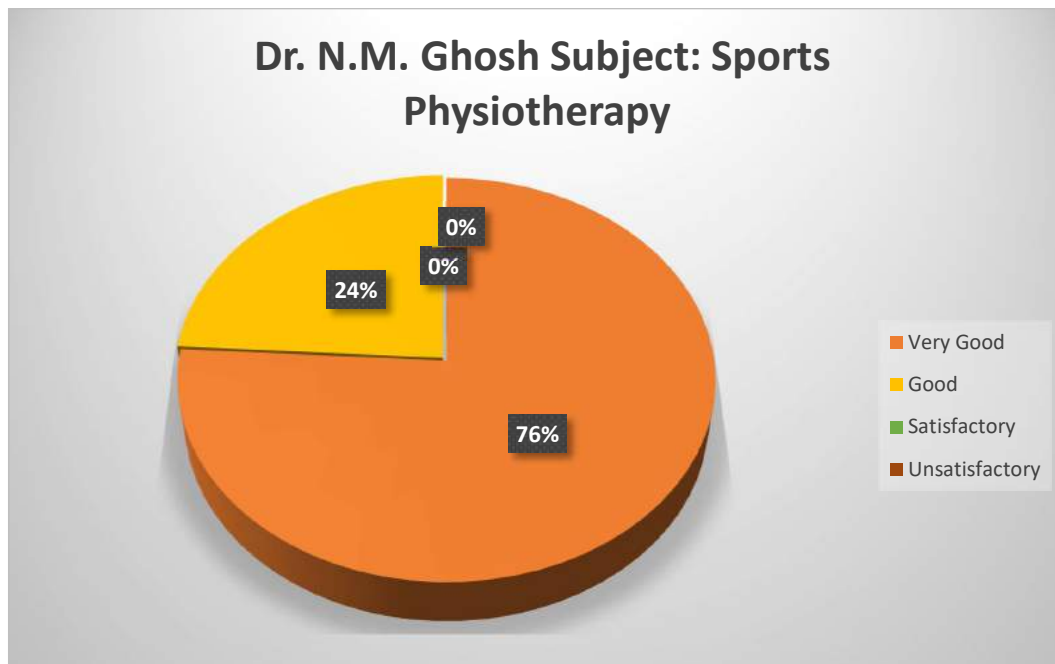
## Feedback

**Dr. N.M. Ghosh**

**Subject: Sports Physiotherapy**

**Total No. of Students: - 18**

S. No	Question	Response			
		Very Good	Good	Satisfactory	Unsatisfactory
1.	A	16	2	0	0
2.	B	13	5	0	0
3.	C	10	8	0	0
4.	D	12	6	0	0
5.	E	15	3	0	0
6.	F	13	5	0	0
7.	G	13	5	0	0
8.	H	16	2	0	0
9.	I	15	3	0	0
Total		123	39	0	0





Student' feedback about Course contents based on

Questionnaire No.-3

(Feedback Inventory for Students)

**B.P.Ed.**

2022-2023

## **Class: B.P.Ed 4<sup>th</sup> Semester 2022-23**

### **Questions for Feedback: Questionnaire-3**

<b>S. No</b>	<b>Question</b>
1.	Your background for benefiting from the course was?
2.	Was the course conceptually difficult to understand?
3.	Were you able to get the prescribed reading?
4.	How well did the teacher prepare for class?
5.	How helpful was the teacher in advising?
6.	Was the teacher?
7.	Was there any opportunity for personal interaction with teacher?
8.	Was there any opportunity for small group work?
9.	Were outside experts invited to address you?
10.	Did you visit industries, laboratories, banks and outside universities?

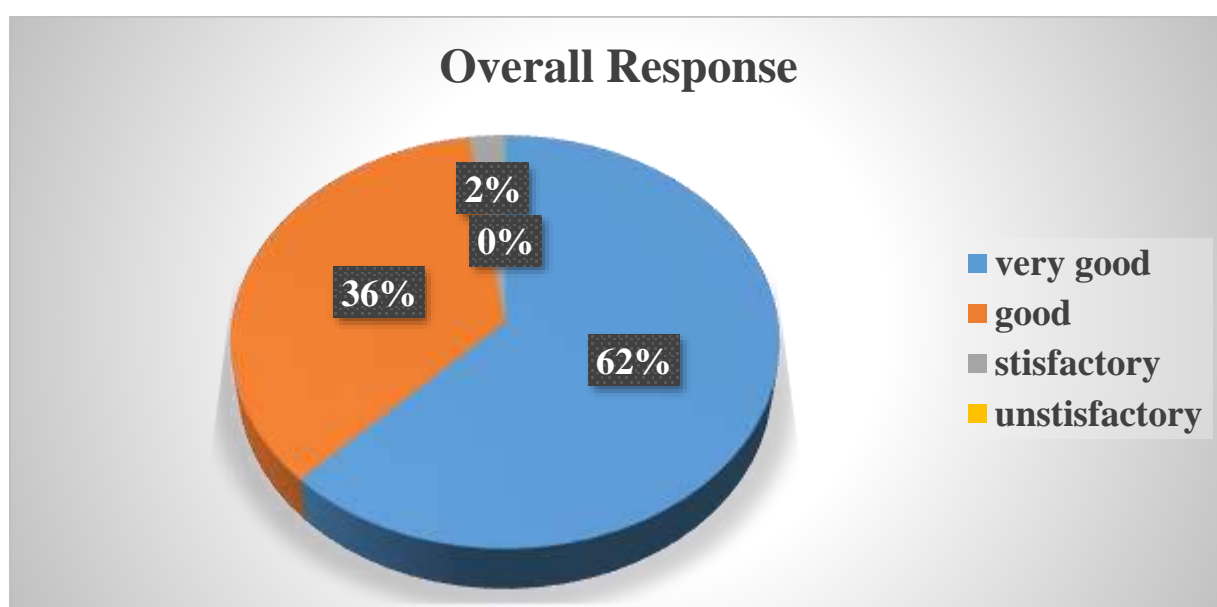
### **Categories of responses for feedback from students**

<b>S. No.</b>	<b>Category for response</b>
1.	Very Good
2.	Good
3.	Satisfactory
4.	Unsatisfactory

## Prof. C.D. Agashe

**Total No. of Students- 11**

S. No.	Response			
	Very Good	Good	Satisfactory	Unsatisfactory
1.	3	8	0	0
2.	11	0	0	0
3.	10	1	0	0
4.	3	8	0	0
5.	11	0	0	0
6.	6	0	0	5
7.	8	3	0	0
8.	9	1	1	0
9.	6	4	1	0
10.	3	5	1	2
TOTAL	70	30	3	7

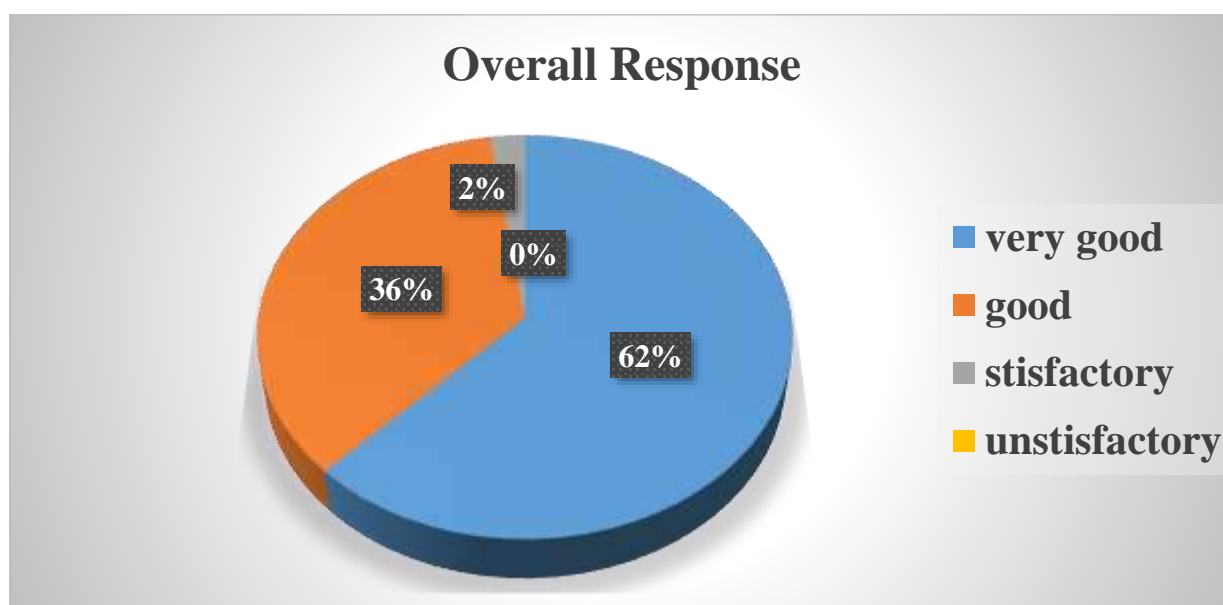




## Prof. Rajeev Choudhary

Total No. of Students- 13

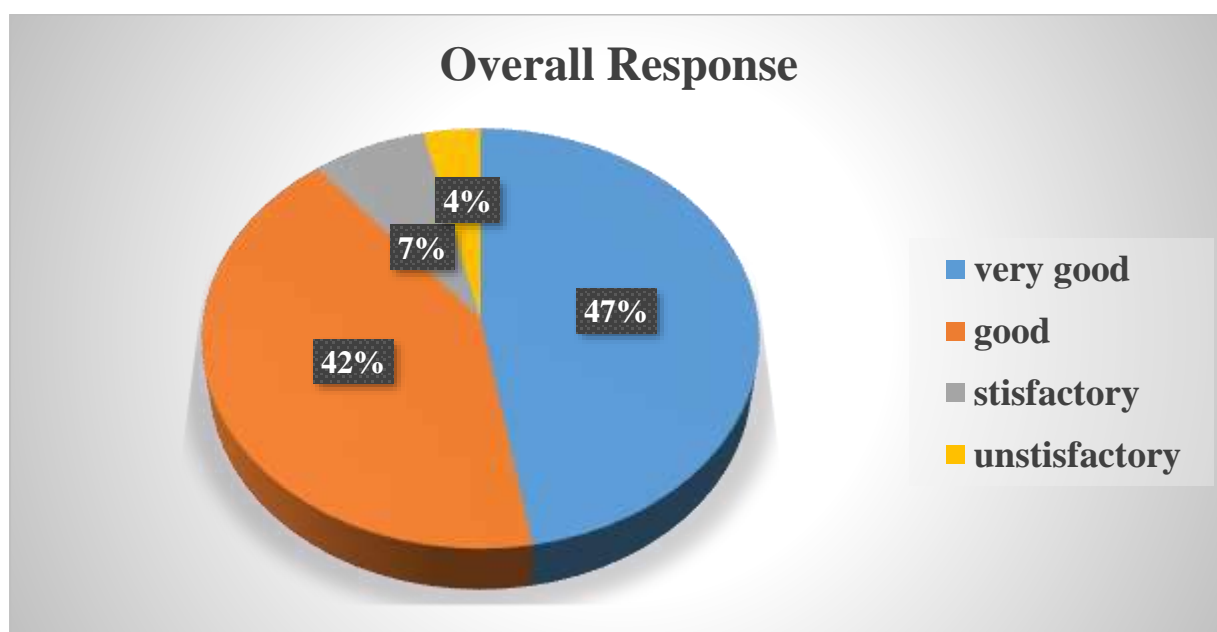
S. No.	Response			
	Very Good	Good	Satisfactory	Unsatisfactory
1.	6	7	0	0
2.	5	8	0	0
3.	9	4	0	0
4.	12	0	1	0
5.	13	0	0	0
6.	8	3	2	0
7.	7	6	0	0
8.	7	6	0	0
9.	7	6	0	0
10.	7	6	0	0
TOTAL	81	46	3	0



## Dr. N. M. Ghosh

**Total No. of Students- 11**

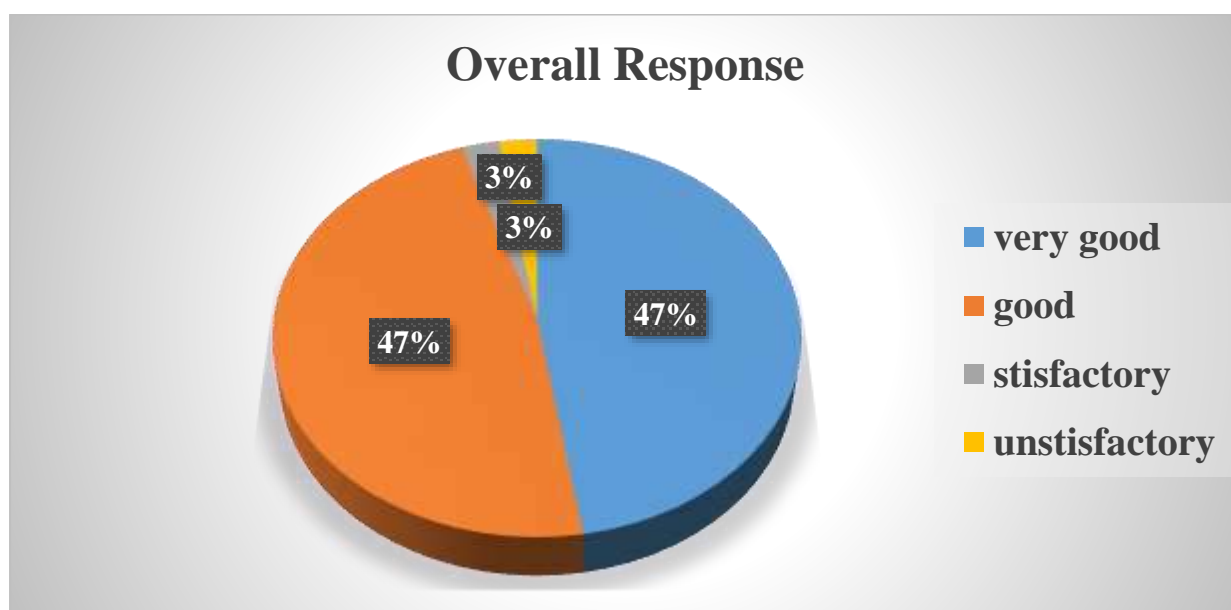
S. No.	Response			
	Very Good	Good	Satisfactory	Unsatisfactory
1	4	7	0	0
2.	5	5	1	0
3.	7	4	0	0
4.	3	8	0	0
5.	8	2	1	0
6.	6	3	1	1
7.	4	7	0	0
8.	6	4	0	1
9.	6	1	3	1
10.	3	5	2	1
TOTAL	52	46	8	4



## Mr. Rahul Kumar Paswan

**Total No. of Students- 12**

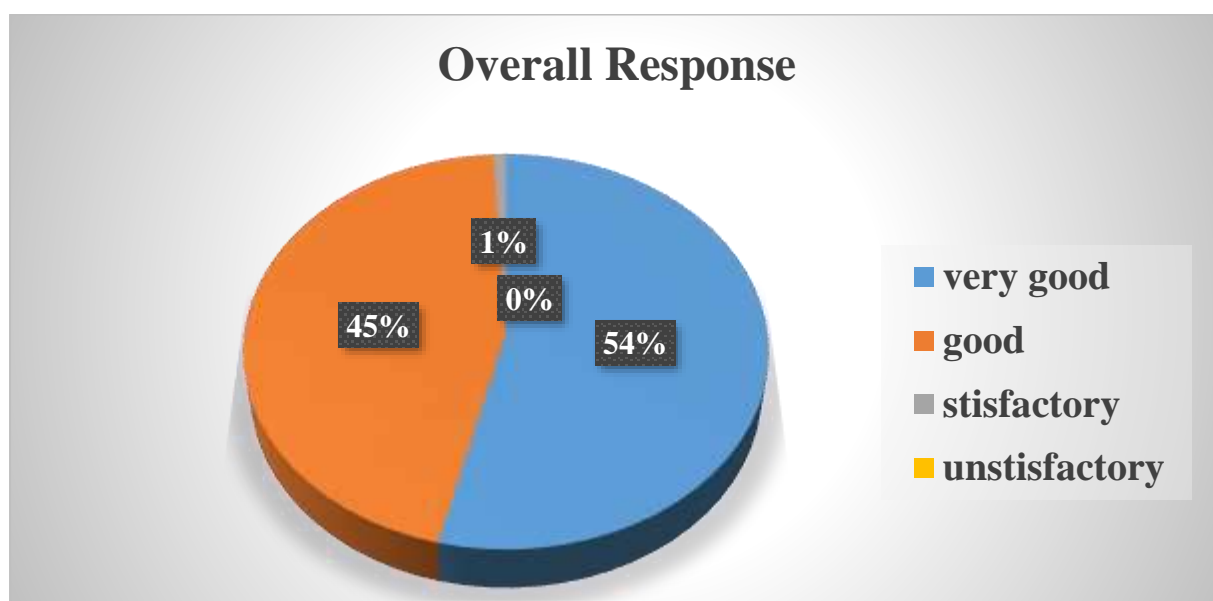
S. No.	Response			
	Very Good	Good	Satisfactory	Unsatisfactory
1.	4	8	0	0
2.	5	7	0	0
3.	8	4	0	0
4.	1	11	0	0
5.	8	3	1	0
6.	9	2	0	1
7.	6	5	0	1
8.	5	7	0	0
9.	7	3	2	0
10.	5	6	0	1
TOTAL	56	56	3	3



## Mr. Anupam Kumar Singh

**Total No. of Students- 12**

S. No.	Response			
	Very Good	Good	Satisfactory	Unsatisfactory
1.	5	7	0	0
2.	5	7	0	0
3.	7	5	0	0
4.	5	7	0	0
5.	8	4	0	0
6.	10	1	0	0
7.	6	5	1	0
8.	8	4	0	0
9.	7	5	0	0
10.	3	9	0	0
TOTAL	64	54	1	0



Student' feedback about Course contents based on

Questionnaire No.-3

(Feedback Inventory for Students)

**M.P.Ed.**

2022-2023



**Class: M.P.Ed 4<sup>th</sup> Semester 2022-23**

**Questions for Feedback: Questionnaire-3**

S. No.	Question
1.	Your background for benefiting from the course was?
2.	Was the course conceptually difficult to understand?
3.	Were you able to get the prescribed reading?
4.	How well did the teacher prepare for class?
5.	How helpful was the teacher in advising?
6.	Was the teacher?
7.	Was there any opportunity for personal interaction with teacher?
8.	Was there any opportunity for small group work?
9.	Were outside experts invited to address you?
10.	Did you visit industries, laboratories, banks and outside universities?

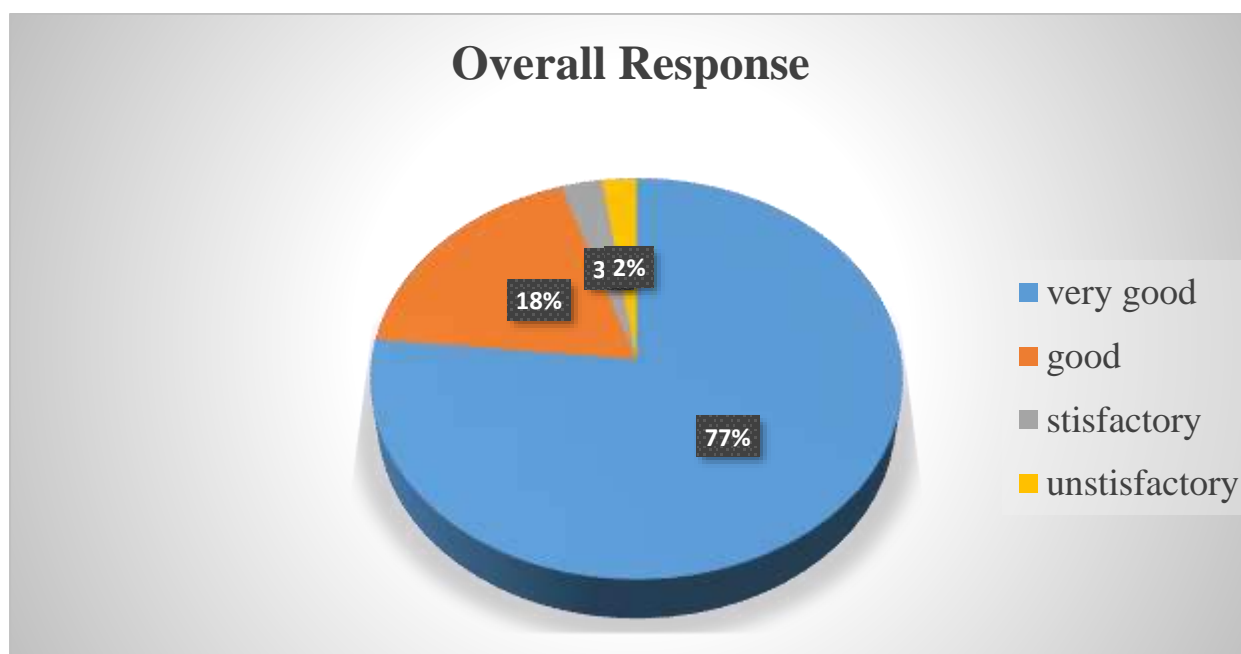
**Categories of responses for feedback from students**

S. No.	Category for response
1.	Very Good
2.	Good
3.	Satisfactory
4.	Unsatisfactory

## Prof. C.D. Agashe

**Total No. of Students-22**

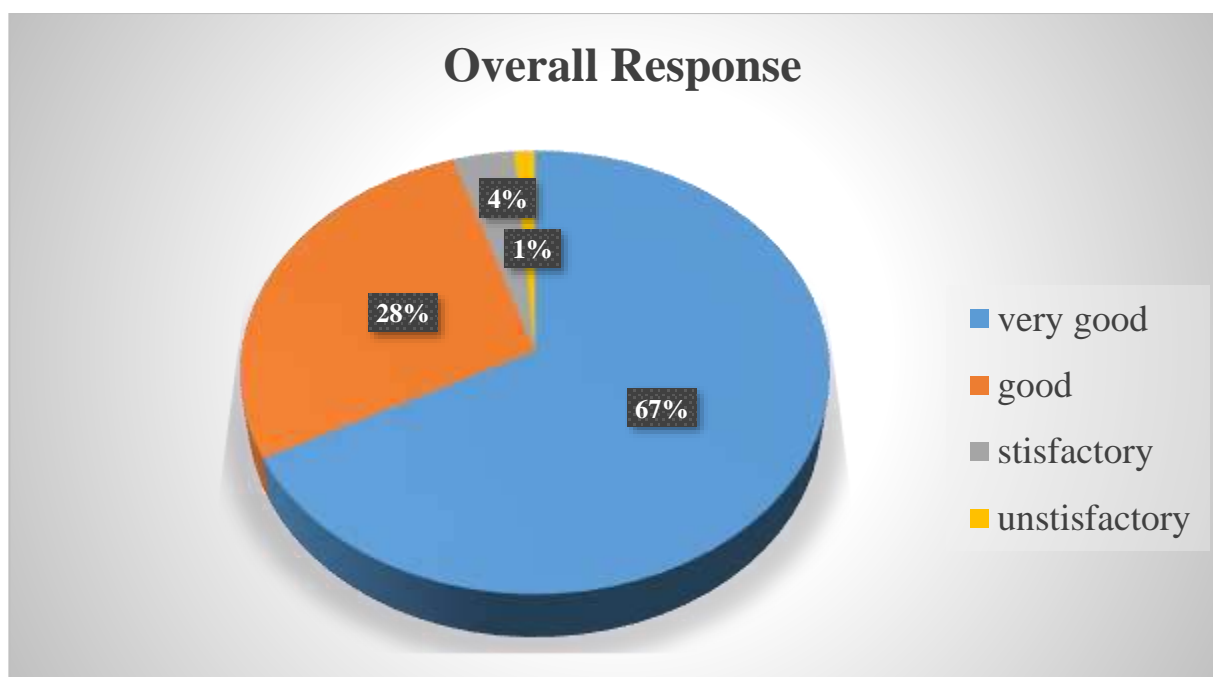
S. No.	Response			
	Very Good	Good	Satisfactory	Unsatisfactory
1.	14	8	0	0
2.	14	8	0	0
3.	22	0	0	0
4.	11	9	2	0
5.	22	0	0	0
6.	11	11	0	0
7.	17	0	0	3
8.	19	1	1	1
9.	15	3	3	1
10.	22	0	0	0
TOTAL	167	40	6	5



## Prof. Reeta Venugopal

**Total No. of Students- 16**

S. No.	Response			
	Very Good	Good	Satisfactory	Unsatisfactory
1.	9	7	0	0
2.	6	10	0	0
3.	15	1	0	0
4.	8	7	1	0
5.	16	0	0	0
6.	12	3	0	1
7.	12	1	2	1
8.	11	6	1	1
9.	13	1	2	0
10.	7	9	0	0
<b>TOTAL</b>	<b>109</b>	<b>45</b>	<b>6</b>	<b>2</b>

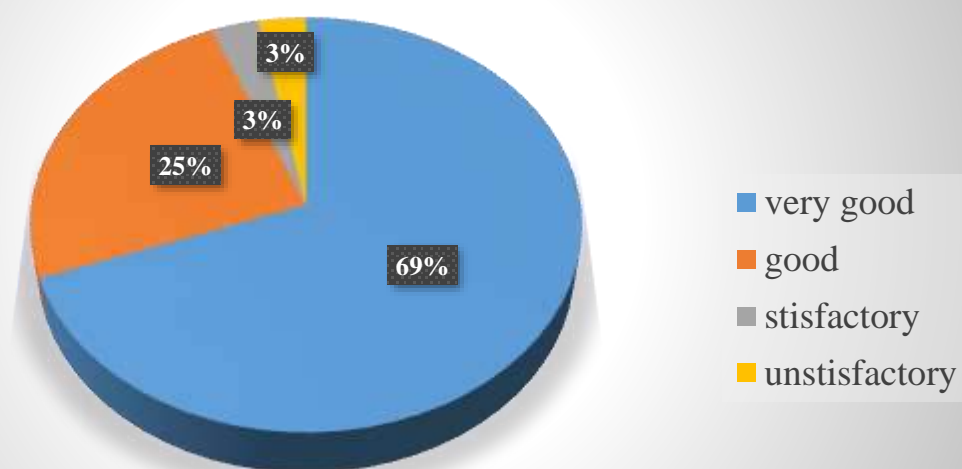


## Prof. Rajeev Choudhary

**Total No. of Students-10**

S. No.	Response			
	Very Good	Good	Satisfactory	Unsatisfactory
1.	6	4	0	0
2.	3	7	0	0
3.	10	0	0	0
4.	5	5	0	0
5.	9	1	0	0
6.	8	1	0	1
7.	6	1	1	0
8.	9	0	1	0
9.	7	0	1	2
10.	5	5	0	0
TOTAL	68	24	3	3

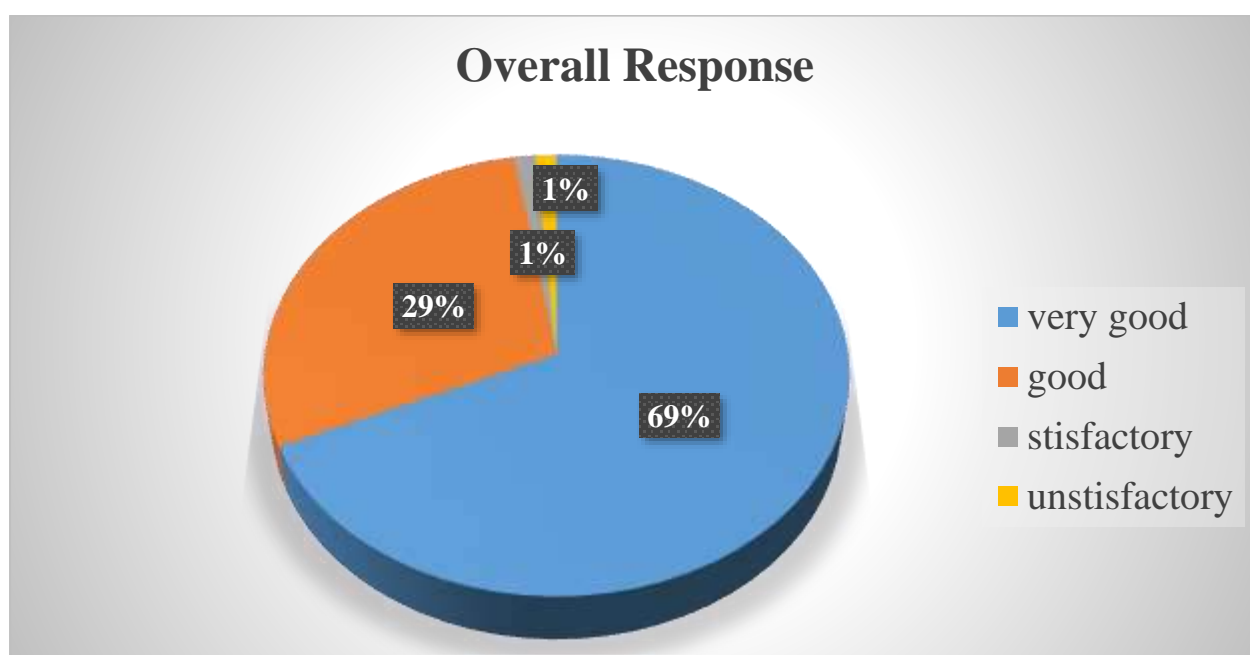
### Overall Response



## Dr. N. M. Ghosh

Total No. of Students-8

S. No.	Response			
	Very Good	Good	Satisfactory	Unsatisfactory
1.	4	4	0	0
2.	5	3	0	0
3.	8	0	0	0
4.	2	6	0	0
5.	8	0	0	0
6.	5	2	1	0
7.	6	1	1	0
8.	7	0	0	1
9.	6	2	0	0
10.	3	5	0	0
TOTAL	54	23	1	1

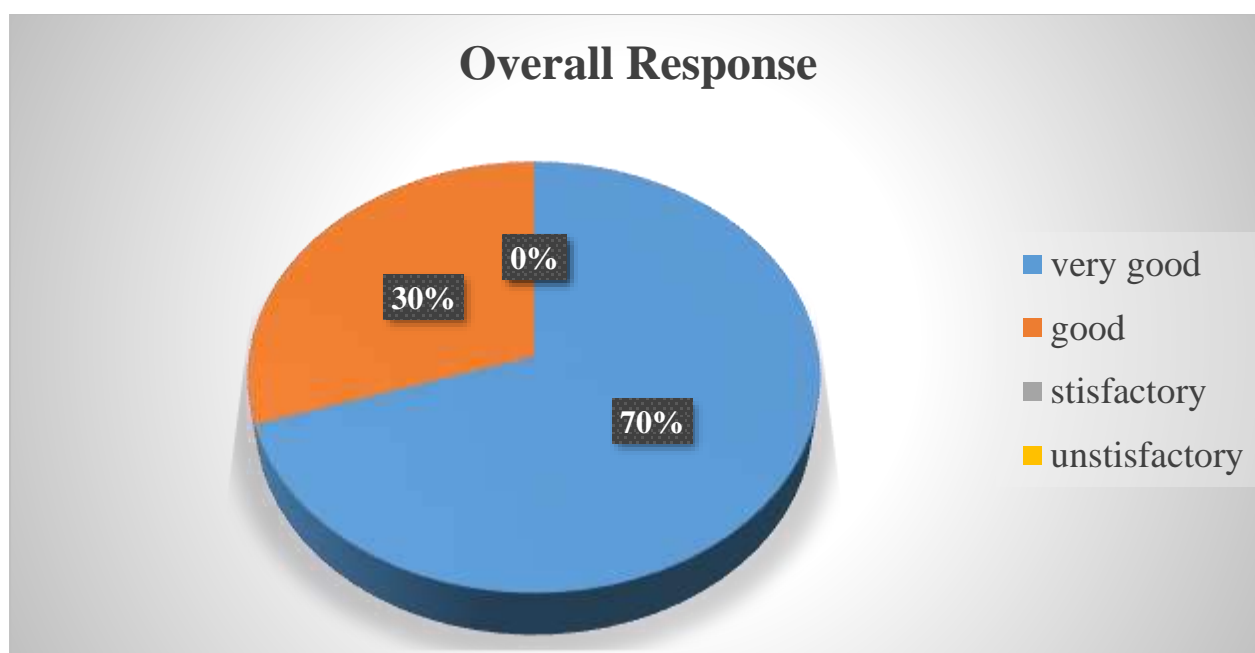




## Mr. Anupam Kumar Singh

Total No. of Students-3

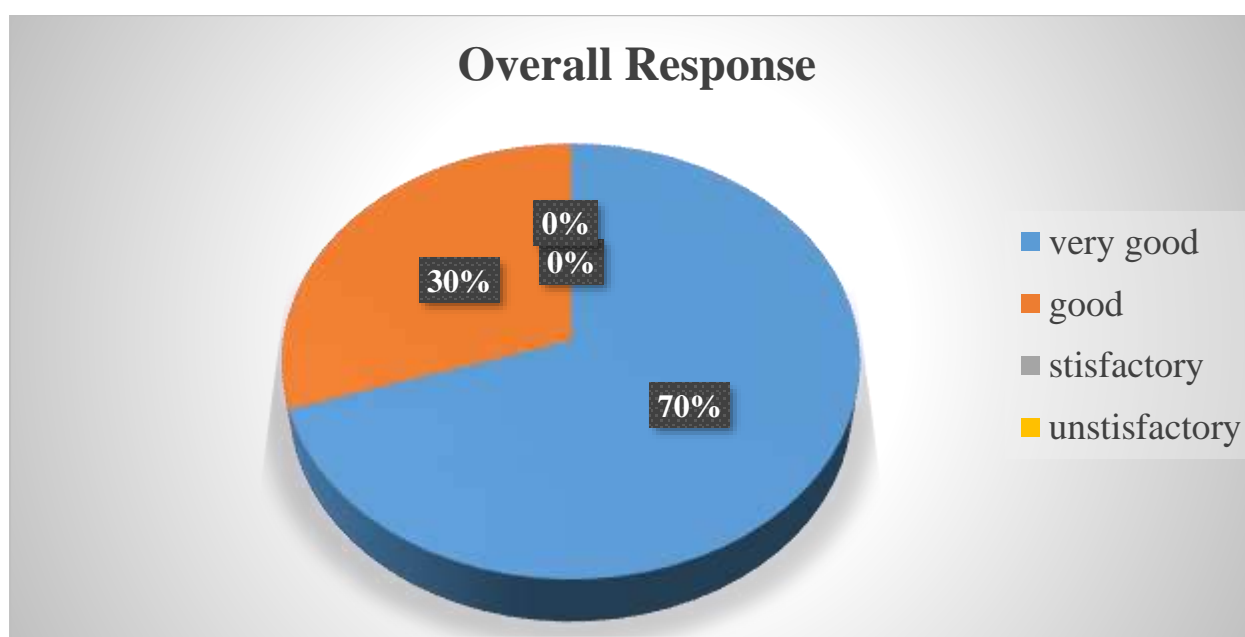
S. No.	Response			
	Very Good	Good	Satisfactory	Unsatisfactory
1.	2	1	0	0
2.	2	1	0	0
3.	2	1	0	0
4.	2	1	0	0
5.	2	1	0	0
6.	2	1	0	0
7.	2	1	0	0
8.	3	0	0	0
9.	2	1	0	0
10.	2	1	0	0
TOTAL	21	9	0	0



## Mr. Rahul Kumar Paswan

**Total No. of Students-4**

S. No.	Response			
	Very Good	Good	Satisfactory	Unsatisfactory
1.	1	3	0	0
2.	3	1	0	0
3.	3	1	0	0
4.	3	0	1	0
5.	4	0	0	0
6.	4	0	0	0
7.	4	0	0	0
8.	3	1	0	0
9.	2	0	0	2
10.	1	1	0	2
TOTAL	21	9	0	0



# **Action taken Report**

The result of the feedback reviewed from students were discussed in staff council & it was instructed to take appropriate action.

**Signature of Head**

A handwritten signature in blue ink, appearing to read 'C.D. Agashe', with a stylized flourish at the end.

**Prof. C.D. Agashe**

**Head**

**School of Studies in Physical Education**

**Pt. Ravishankar Shukla University**

**Raipur, Chhattisgarh (492010)**

## School of Studies in Physics &amp; Astrophysics

**Feed Back Analysis**  
**Remarks of the students on teachers**  
**M. Sc. I Semester – Session- 2022-23**

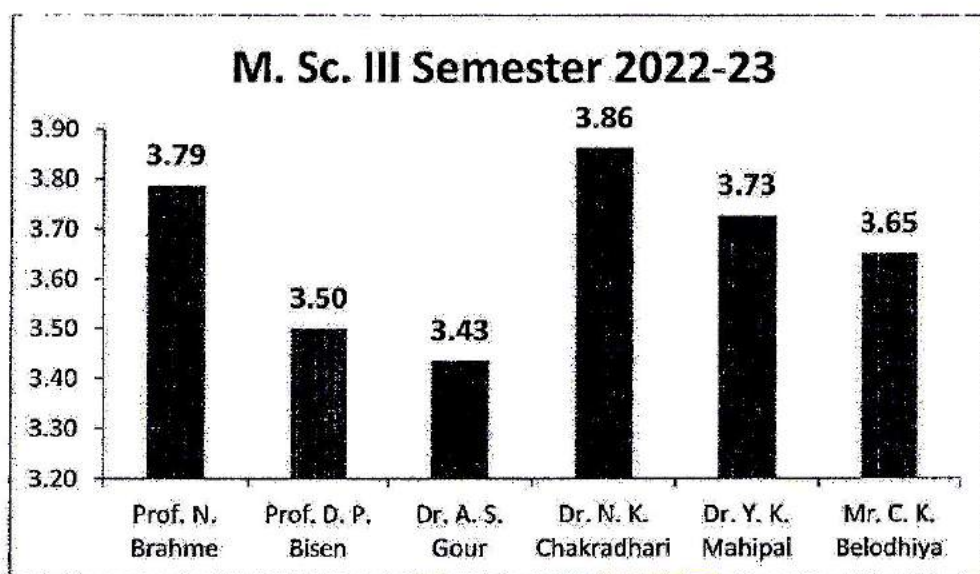
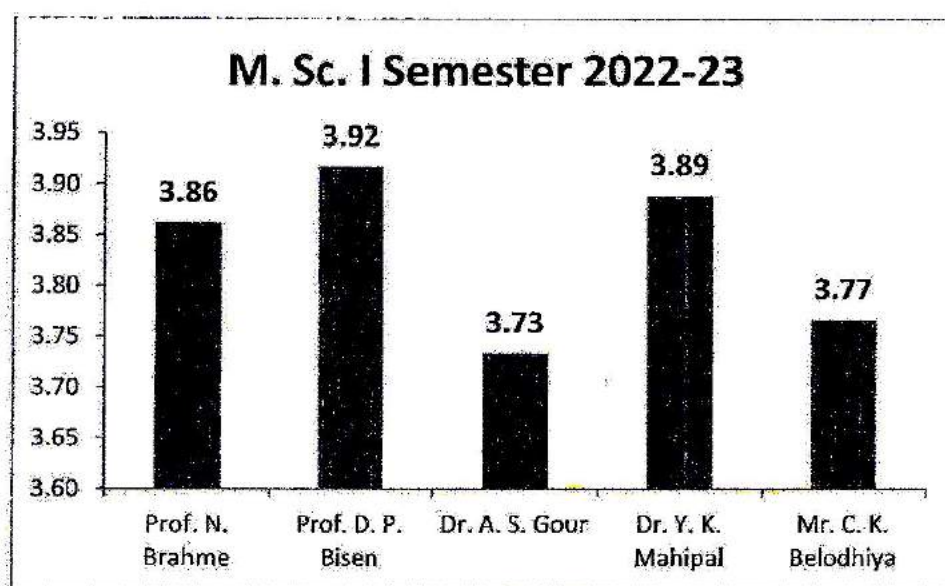
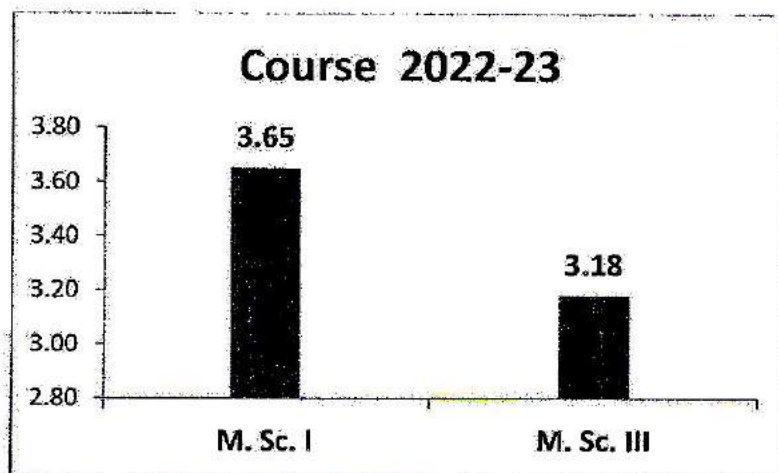
Name of the teachers	A Very Good	B Good	C Satisfactory	D Unsatisfactory
Prof. N. Brahme	25	04	-	-
Prof. D. P. Bisen	22	02	-	-
Dr. A. S. Gour	24	04	02	-
Dr. Y. K. Mahipal	24	03	-	-
Mr. C. K. Belodhiya	23	07	-	-
<b>Course</b>	<b>28</b>	<b>15</b>	<b>-</b>	<b>-</b>

**Feed Back Analysis**  
**Remarks of the students on teachers**  
**M. Sc. III Semester - Session- 2022-23**

Name of the teachers	A Very Good	B Good	C Satisfactory	D Unsatisfactory
Prof. N. Brahme	22	6	-	-
Prof. D. P. Bisen	18	09	03	-
Dr. A. S. Gour	11	11	01	-
Dr. N. K. Chakradhari	25	04	-	-
Dr. Y. K. Mahipal	08	03	-	-
Mr. C. K. Belodhiya	15	08	-	-
<b>Course</b>	<b>11</b>	<b>17</b>	<b>05</b>	<b>-</b>

**Head**

Professor & Head  
 S.O.S. in Physics & Astrophysics,  
 Pt. Ravishankar Shukla University,  
 Raipur (C.G.) 492010





**School of Studies in Physics and Astrophysics**  
**Pt Ravishankar Shukla University, Raipur**  
**Action Taken Report on Feedback from Students (Session 2022-23)**

Duly filled feedback forms for the session 2022-23 by the students of M.Sc. I and III semesters were collected been collected online by Google form. A staff council meeting was held on 24.04.20223 at the Head chamber to analyze the feedback. The feedback forms were revealed in front of the faculty members.

The students have candidly expressed their opinions regarding the classroom teaching skill of the individual teachers, and the prescribed M.Sc. syllabi. Their opinions were conveyed to the faculty members. It was found very efficacious in assessing the teaching methodology improvement and restructuring the syllabi.

We will continue to collect student feedback in the future, and actions will be taken accordingly after analyzing the report.

**Students' Remarks and Actions Taken**

- Teaching skills of teachers: Most of the students gave 'very good' and 'good' remarks about the teaching skill of all the teachers. However, there remains always a scope for improvement.

**Action taken:** Faculty members are suggested to upgrade themselves and keep updated with the present scenario. All the teachers are also suggested to go to the classroom well-prepared and interact frankly.

- Course contents: Most students gave 'good' remarks about the course content.

**Action taken:** The content of the syllabi is continuously reviewed every year by the Board of Studies, and the betterments are incorporated whenever needed.

In order to improve the personality of the students, student seminar is organized every Saturday in the presence of all faculty members and research scholars.

The teachers are available to help students at any time.

Head

Professor & Head  
S.O.S. in Physics & Astrophysics,  
Pt. Ravishankar Shukla University,  
Raipur. (C.G.) 492010

## SOS IN PSYCHOLOGY STUDENTS FEEDBACK 2022-23

### Abbreviations used

S. No.	Name of Faculty	Abbreviations
1	Dr. Prabhavati Shukla	A
2	Dr. Basheer Hasan	B
3	Dr. Priyamvada Shrivastava	C
4	Dr. Meeta Jha	D
5	Dr. Roli Tiwari (Guest Faculty)	GF1
6	Dr. Jita Behera (Guest Faculty)	GF2
7	Mr. Tikeshwear Prasad Sahu (Guest Faculty)	GF3

### SCORING

Very Good	Good	Satisfactory	Unsatisfactory
4	3	2	1

### Number of Students Participating:


1. M.A. Psychology First Year (I & II Semester) – 22
2. M.A. Psychology Second Year (III & IV Semester) – 20
3. P.G. Diploma in Psychological Guidance & Counselling (P.G.C.) – 14
4. P.G. Diploma in Rehabilitation Psychology (P.G.D.R.P.) – 10

Total Students: 66

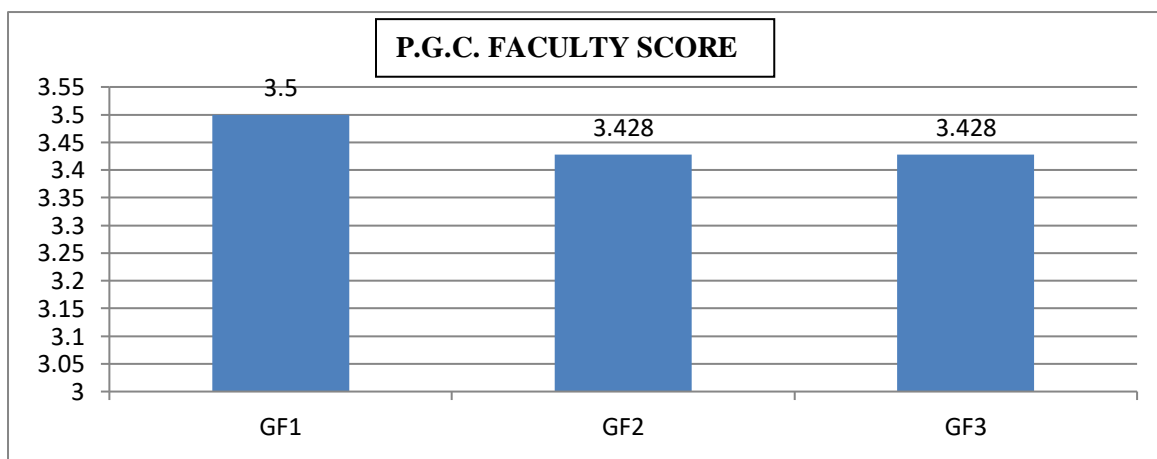

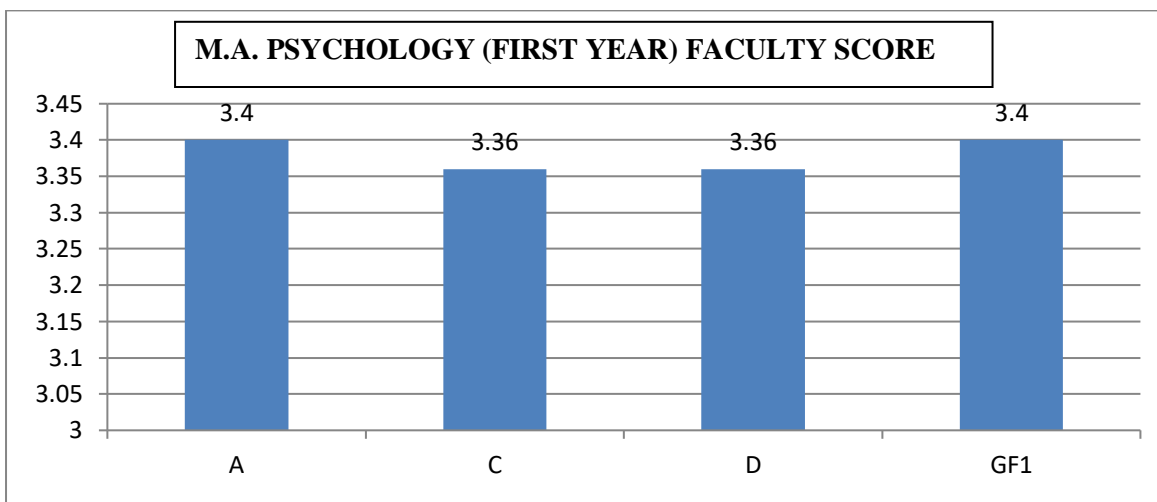
**Total Faculty Members: 07** (Permanent: 04, Guest Faculty: 03)

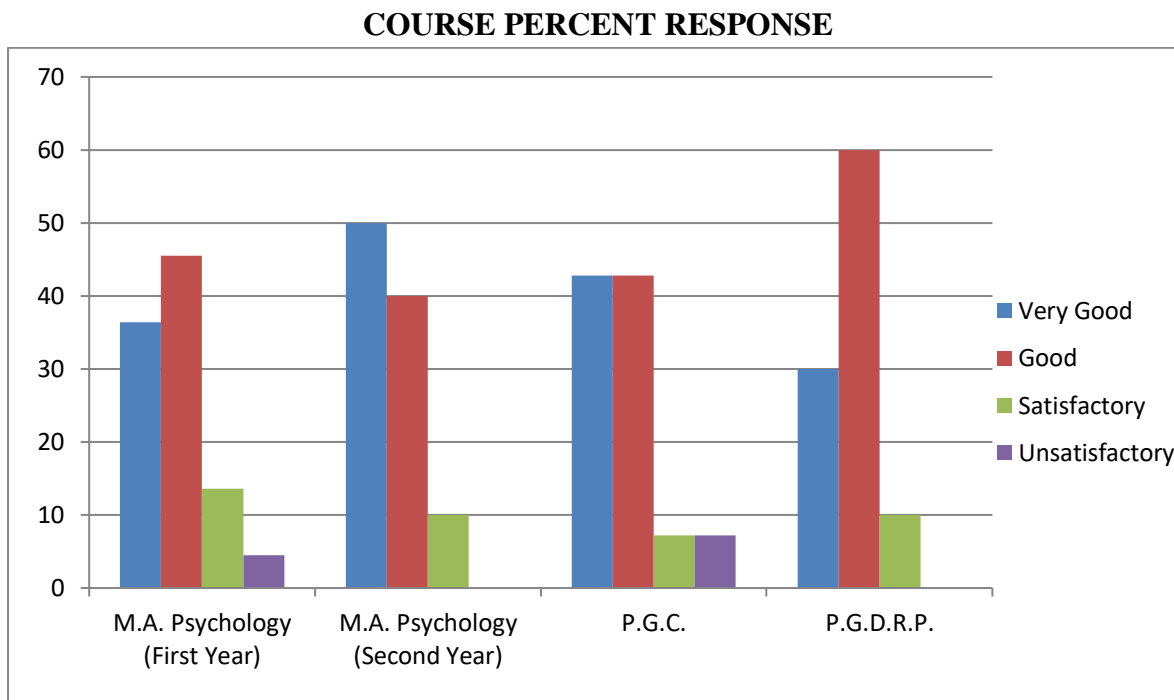
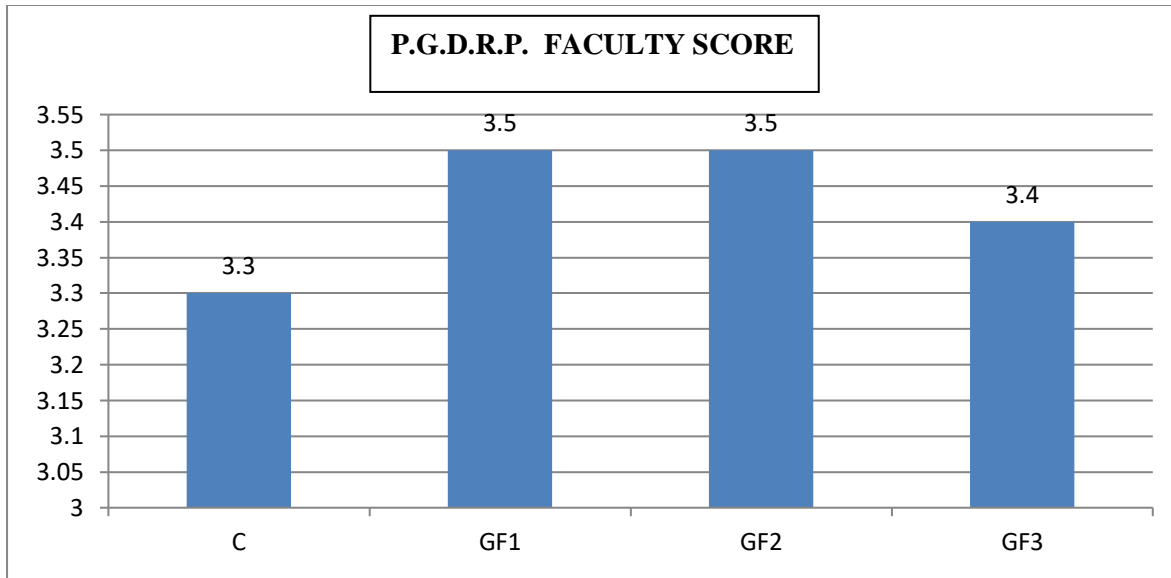
## SOS IN PSYCHOLOGY STUDENT FEEDBACK SCORE COURSE PROGRAM SCORE

1. M.A. Psychology First Year (I & II Semester)
2. M.A. Psychology Second Year (III & IV Semester)
3. G. Diploma in Psychological Guidance & Counselling (P.G.C.)
4. P.G. Diploma in Rehabilitation Psychology (P.G.D.R.P.)

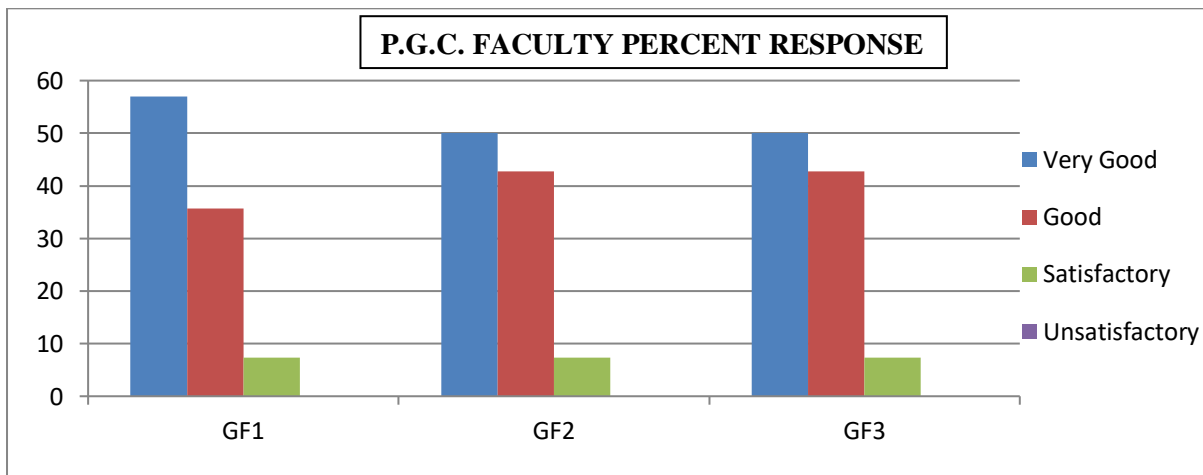
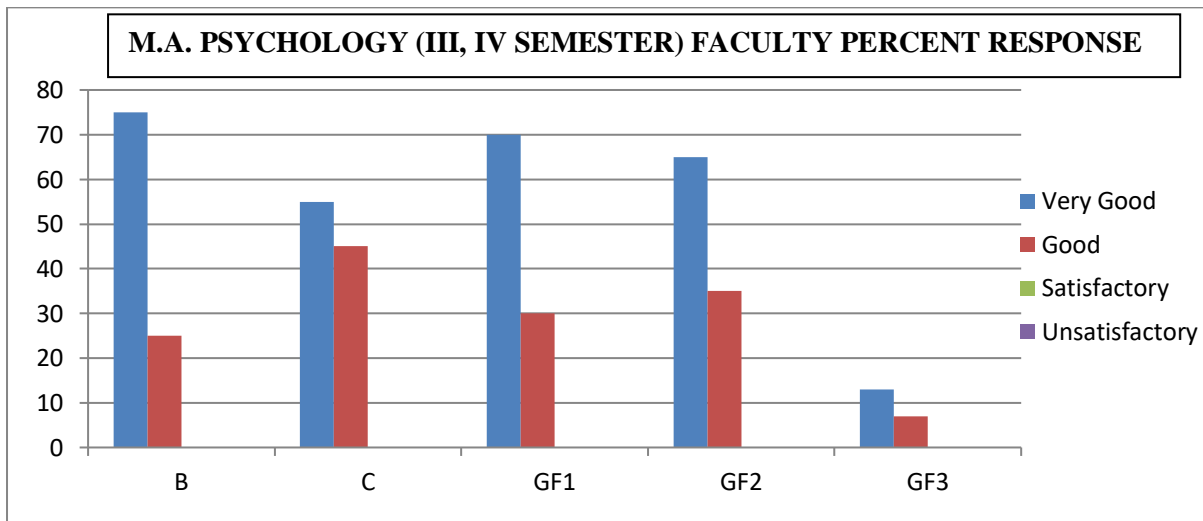
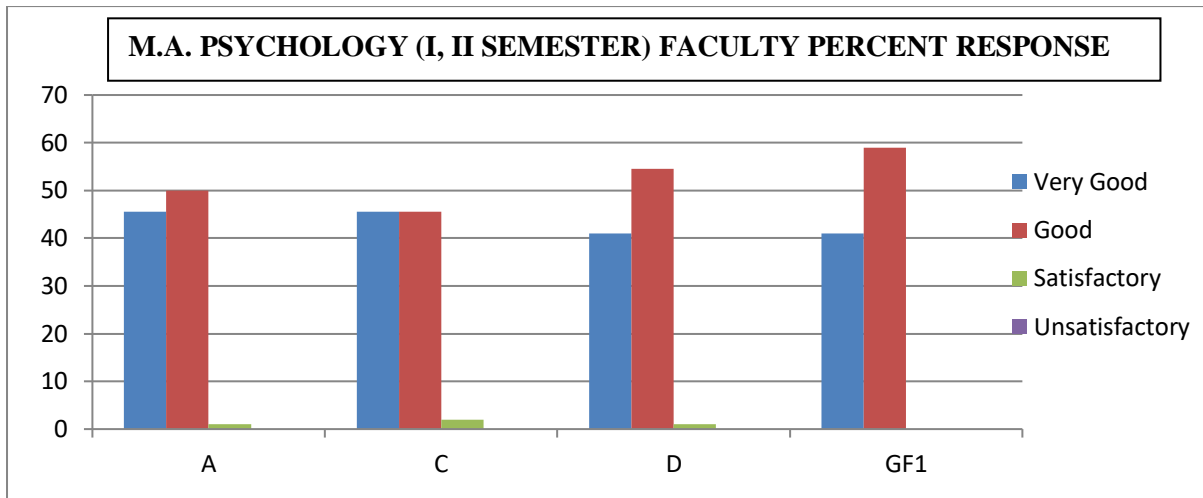


**SOS IN PSYCHOLOGY**  
**STUDENTS FEEDBACK SCORE (FACULTY SCORE)**

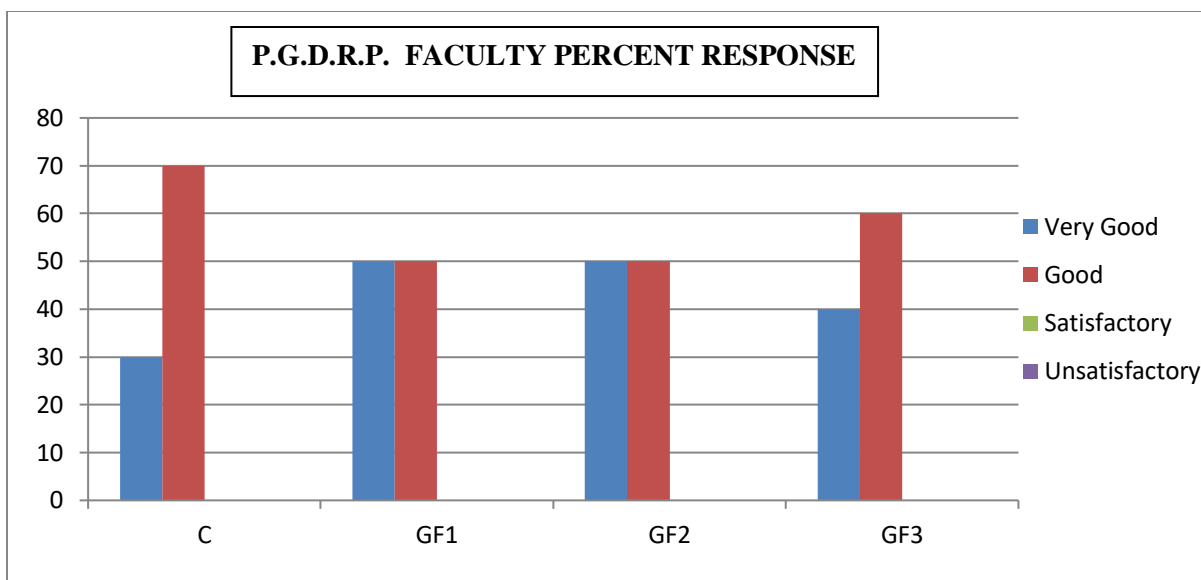




## FACULTY PERCENT RESPONSE







### ACTION TAKEN REPORT

The overall score given by students to the faculty was circulated among the faculty members including guest faculty members with the request for improvement in teaching.

*Shukla*  
09.4.24

Dr. Prabhavati Shukla  
Professor & Head  
S.O.S. in Psychology, Pt. R.S.U. Raipur

**Professor & Head**  
**School of Studies in Psychology**  
**Pt. Ravishankar Shukla University**  
**RAIPUR (C.G.)**

**School of Regional Studies and Research**  
**Pt. Ravishankar Shukla University, Raipur (C.G.)**

Student Feedback 2022-23

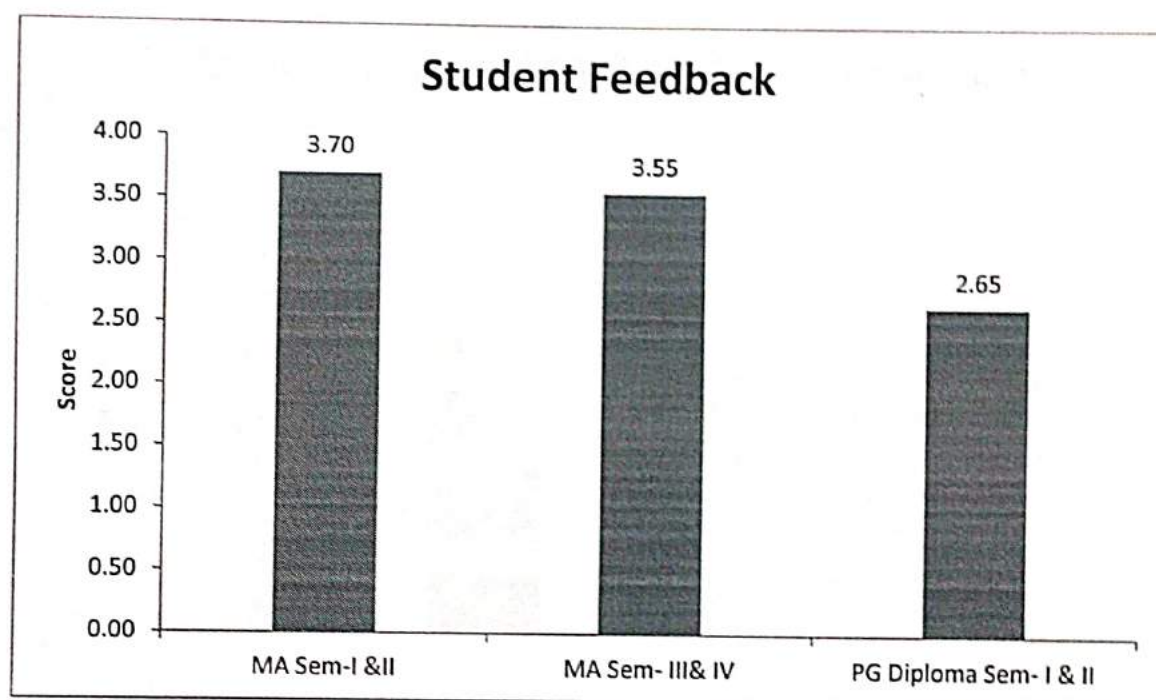
**NAMES OF FACULTY**

NAME	Abbreviations used
Prof. Basheer Hasan	A
Dr. Raj Kamal Roy	B
Mr. Sameer Sahu	C
Mrs. Khushboo Sahu	D

No. of students participating – MA in Rural Development (24) & PG DIPLOMA (4)

SCORING			
4	3	2	1
VERY GOOD	GOOD	SATISFACTORY	UNSATISFACTORY

**STUDENT FEEDBACK**

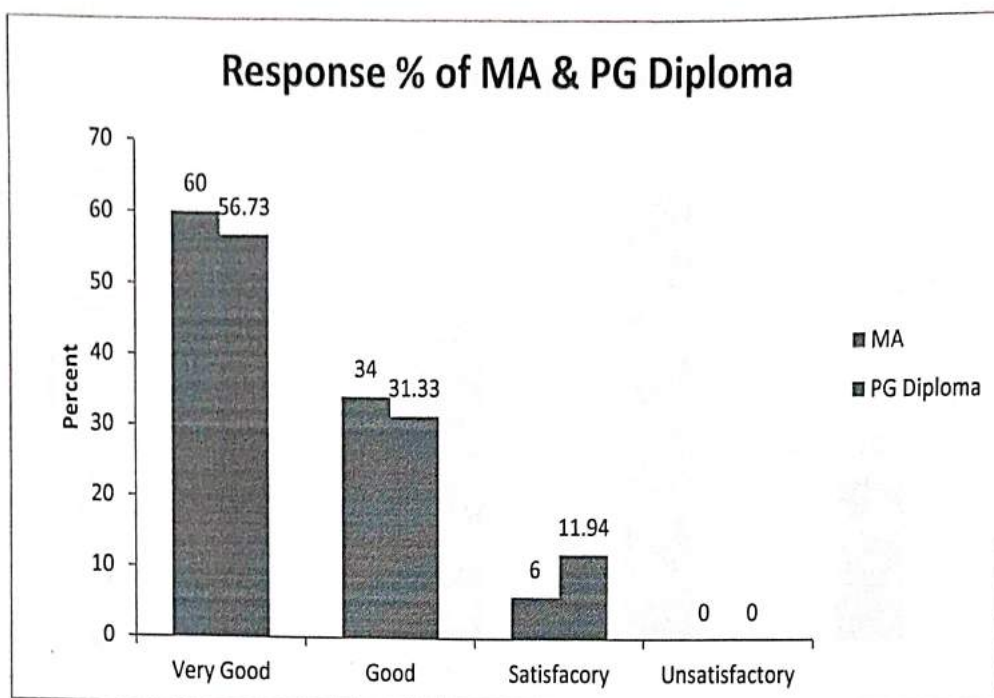


**Prof. Basheer Hasan**

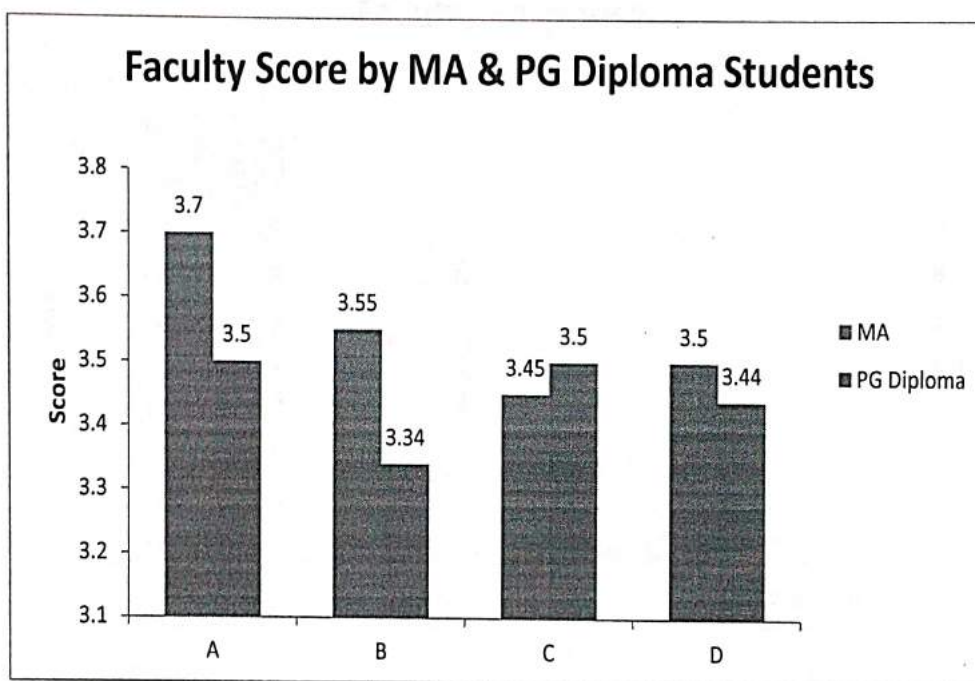
Head

School of Regional Studies and Research  
 Pt. Ravishankar Shukla University  
 RAIPUR (C.G.)

## COURSE WISE RESPONSE PERCENT

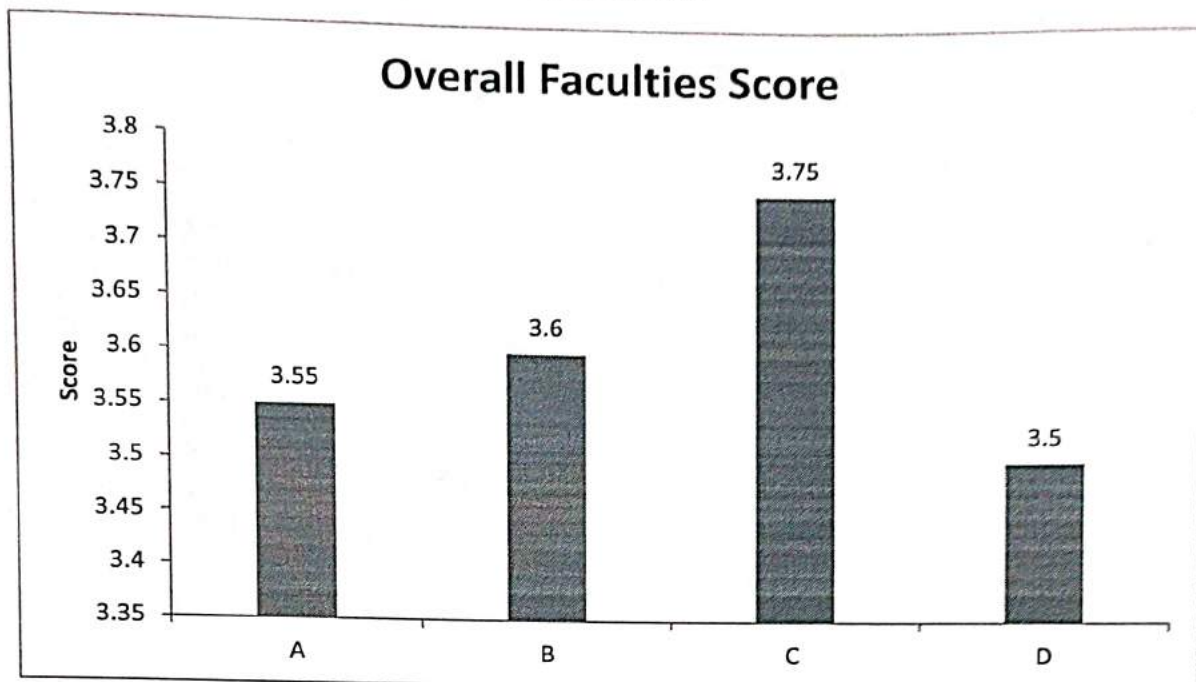


## SCORE OF A, B, C & D FACULTIES BY MA IN RURAL DEVELOPMENT & PG DIPLOMA

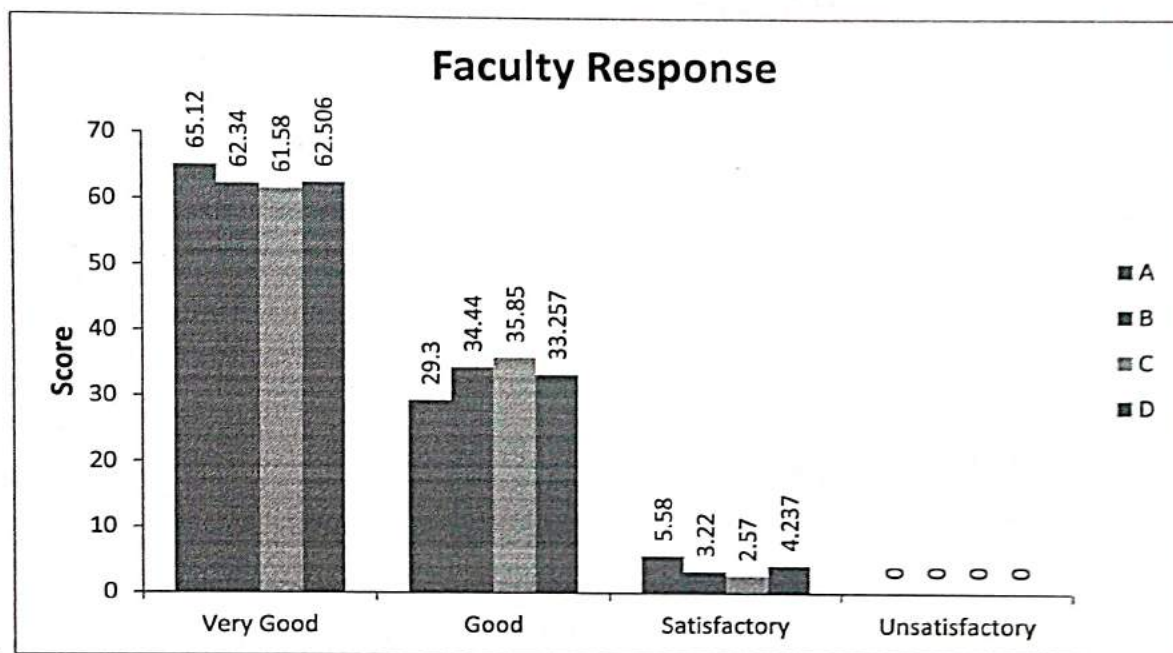


*Prof. Basheer Hasan*  
**Prof. Basheer Hasan**  
 Head  
 School of Regional Studies and Research  
 Pt. Ravishankar Shukla University  
 RAIPUR (C.G.)

## OVERALL SCORE OF A, B, C & D FACULTIES



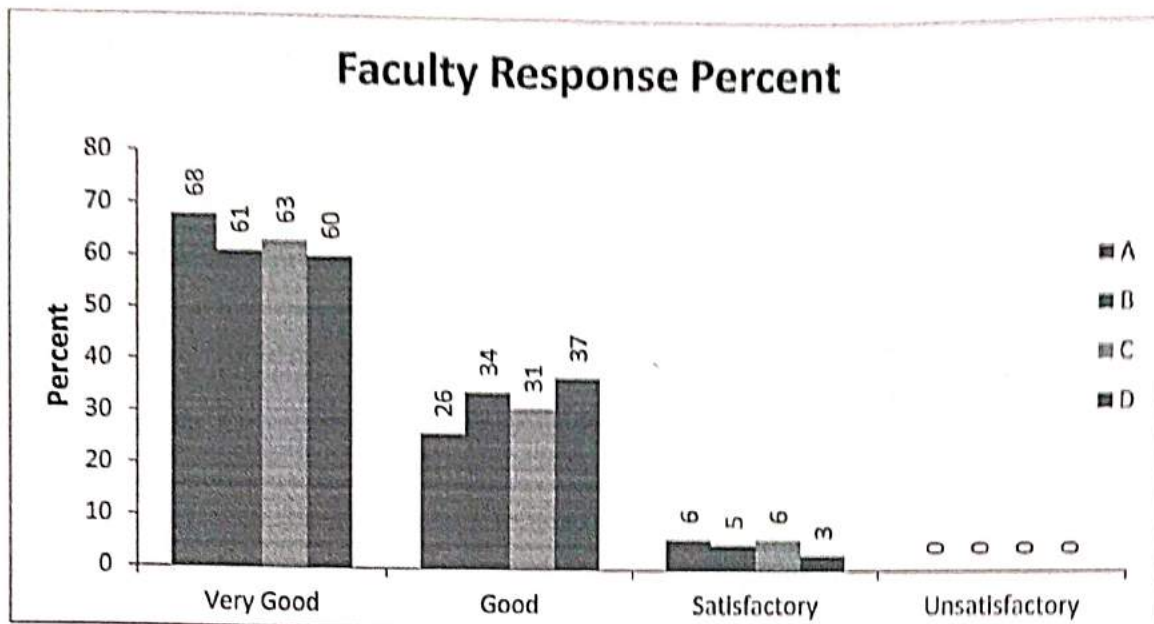
## SCORE OF A, B, C & D FACULTIES RESPONSE PERCENT BY MA STUDENTS



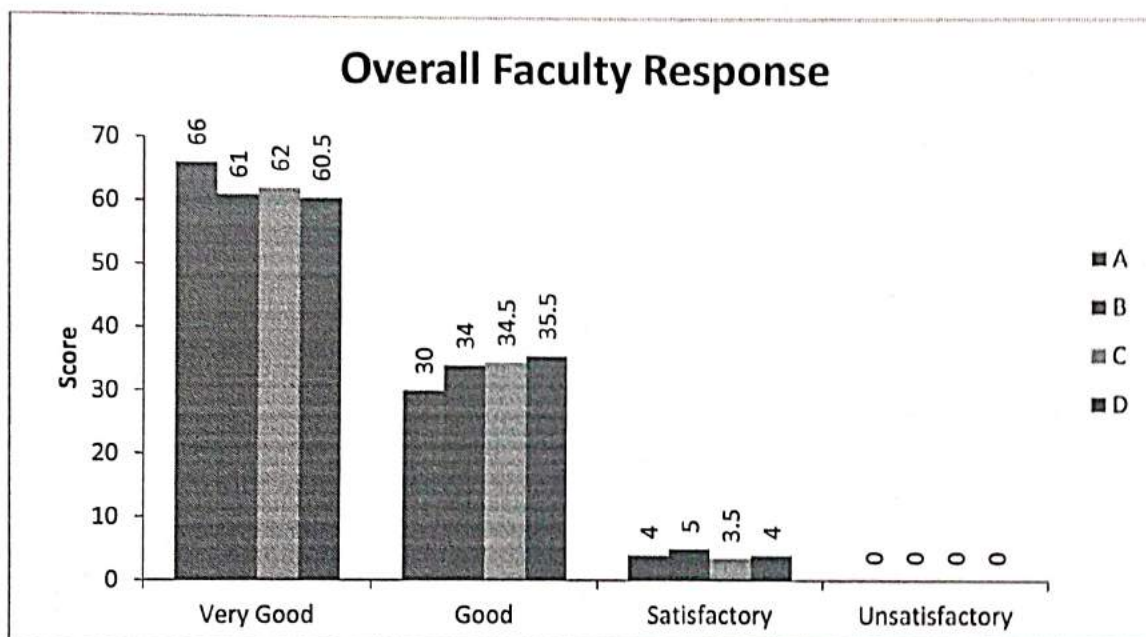
**Prof. Basheer Hasan**  
 Head  
 School of Regional Studies and Research  
 Pt. Ravishankar Shukla University  
 RAIPUR (C.G.)



## SCORE OF A, B, C & D FACULTIES RESPONSE PERCENT BY PG DIPLOMA STUDENTS




## OVERALL RESPONSE PERCENT OF A, B, C & D FACULTIES



## ACTION TAKEN REPORT

The overall score given by students to the faculty was circulated among the faculty members including Guest Faculty & also discuss in Staff Council meeting. Although the performance of the faculty is quite satisfactory but it was assumed by the faculty to the excellent in teaching.

  
**Prof. Basheer Hasan**  
 Head  
 School of Regional Studies and Research  
 Pt. Ravishankar Shukla University  
 RAIPUR (C.G.)



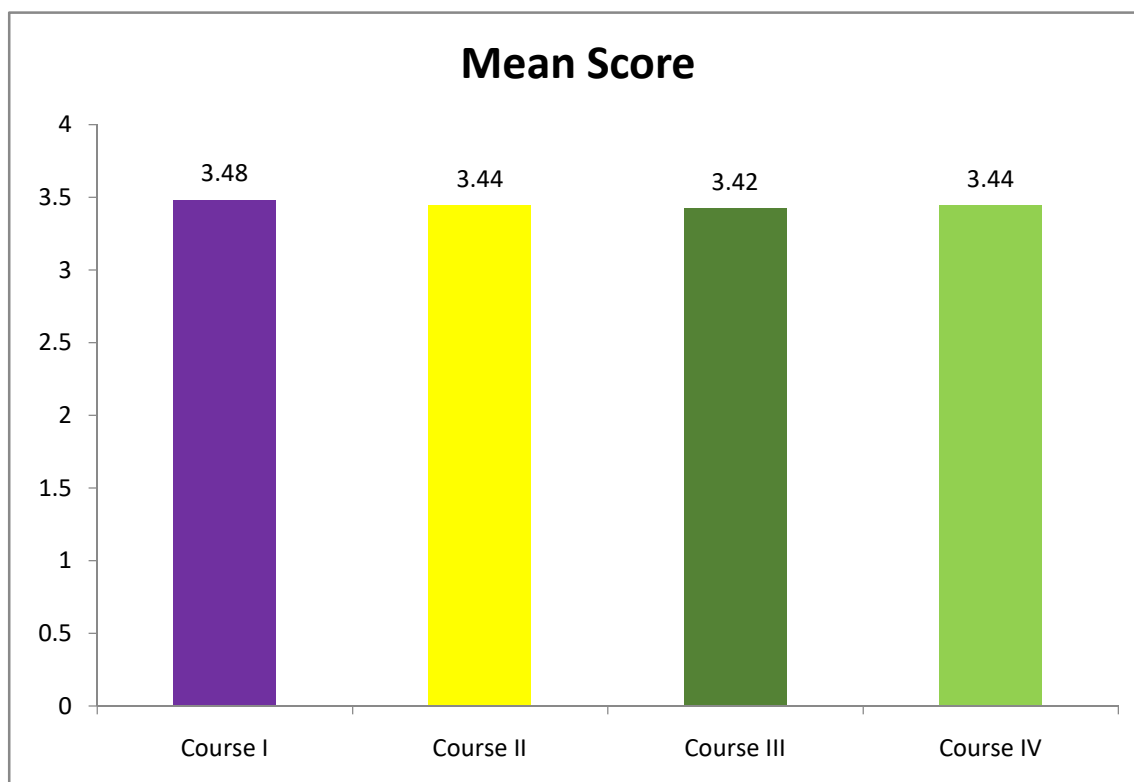
## School of Studies in Statistics

### Student Feedback 2022-23

#### M.Sc. IV Semester, 2022-23

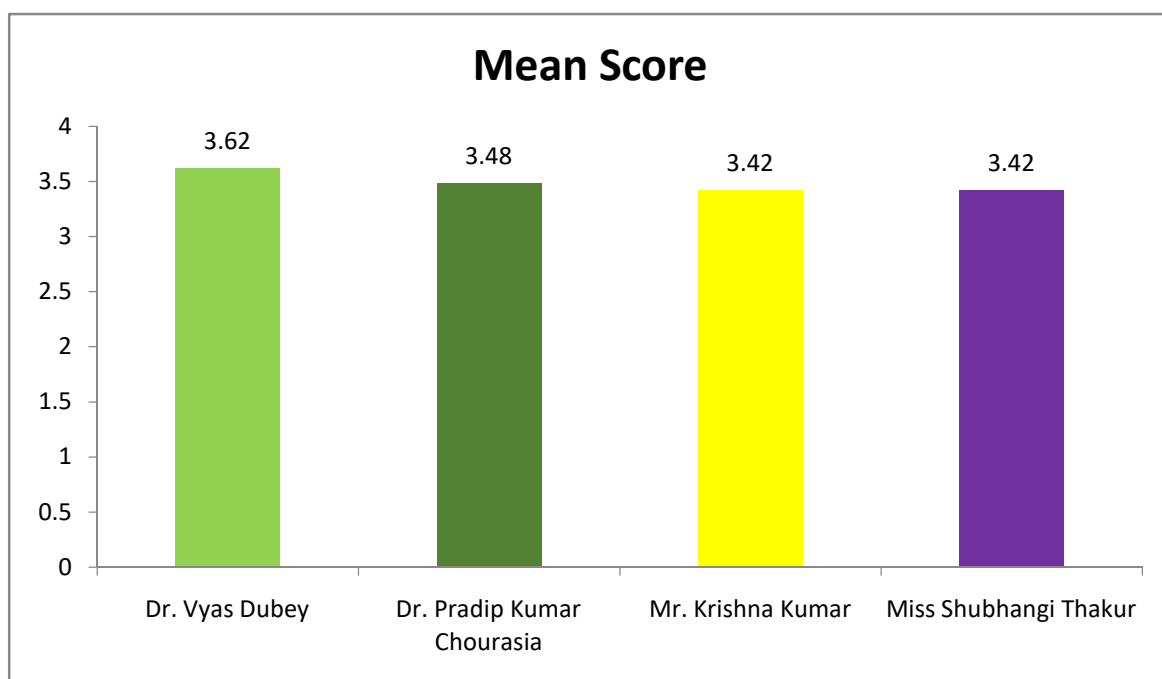
#### Course Feedback

Course	Mean Score
Course I	3.48
Course II	3.44
Course III	3.42
Course IV	3.44



### Faculty Feedback

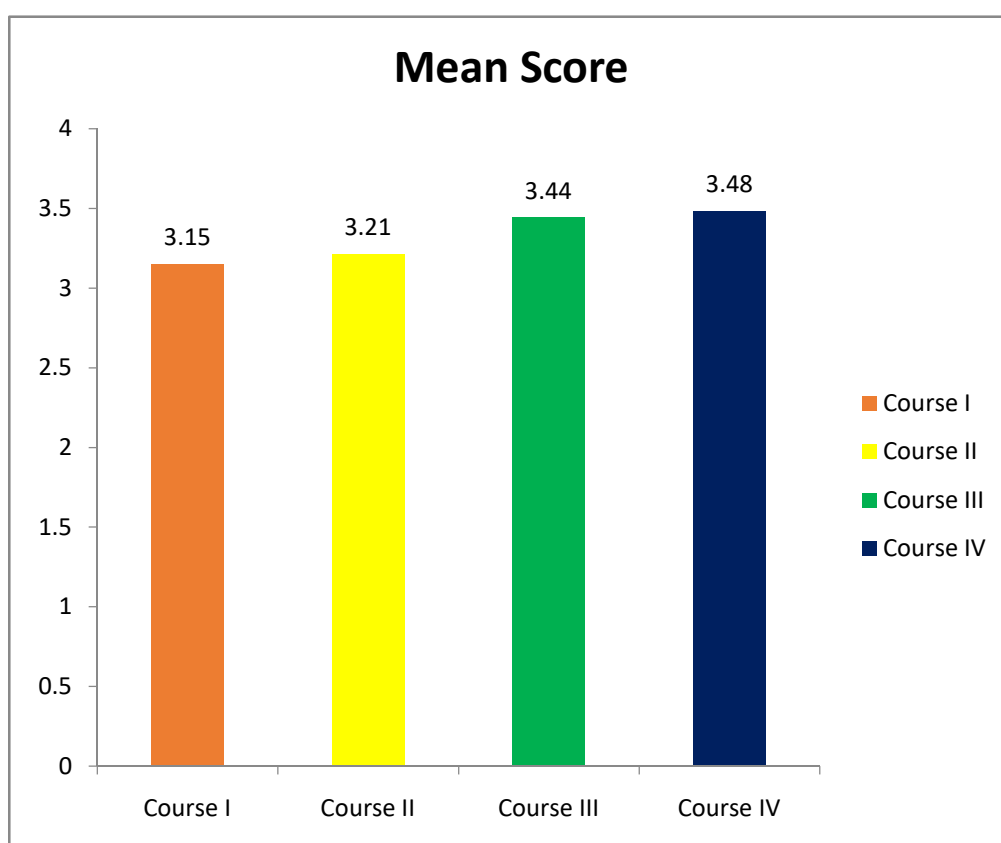
Faculty	Mean Score
Dr. Vyas Dubey	3.62
Dr. Pradip Kumar Chourasia	3.48
Mr. Krishna Kumar	3.42
Miss Shubhangi Thakur	3.42



## M.Sc. IV Semester, 2022-23

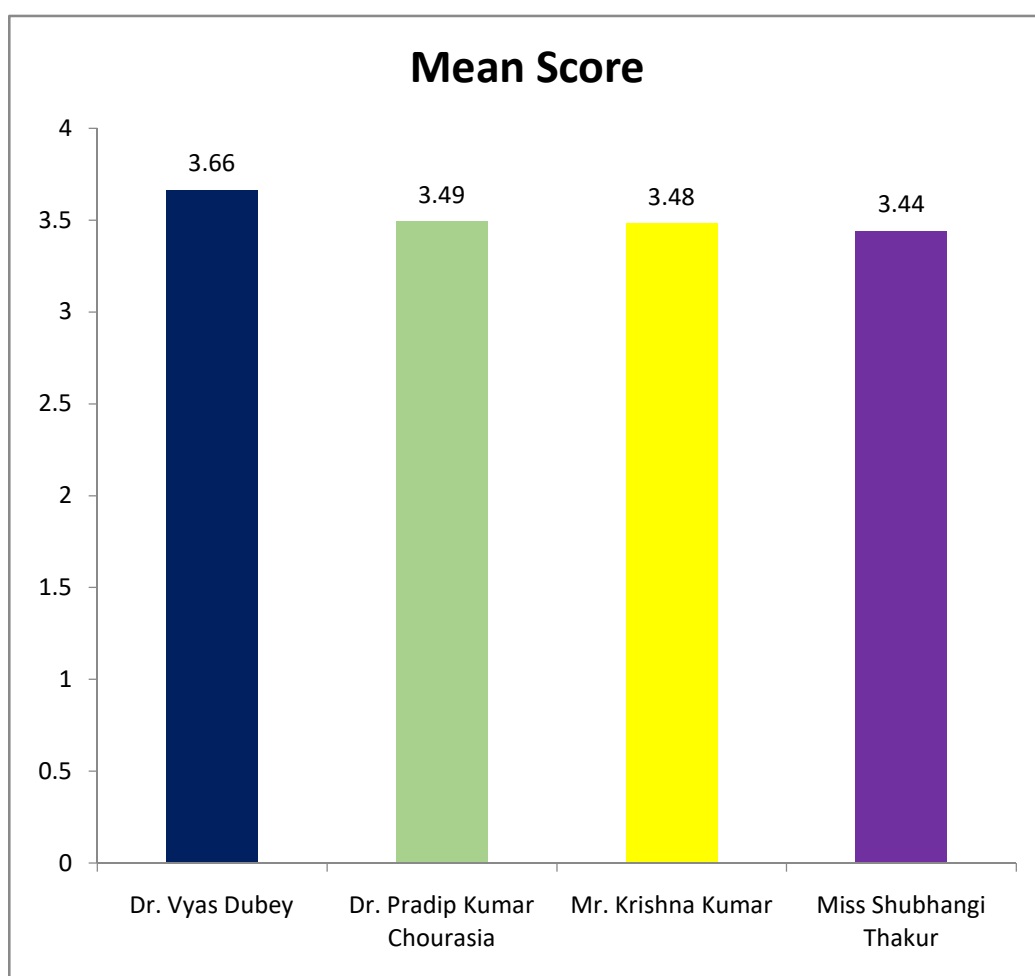
### Course Feedback

Course	Mean Score
Course I	3.15
Course II	3.21
Course III	3.44
Course IV	3.48



### Faculty Feedback

Faculty	Mean Score
Dr. Vyas Dubey	3.66
Dr. Pradip Kumar Chourasia	3.49
Mr. Krishna Kumar	3.48
Miss Shubhangi Thakur	3.44



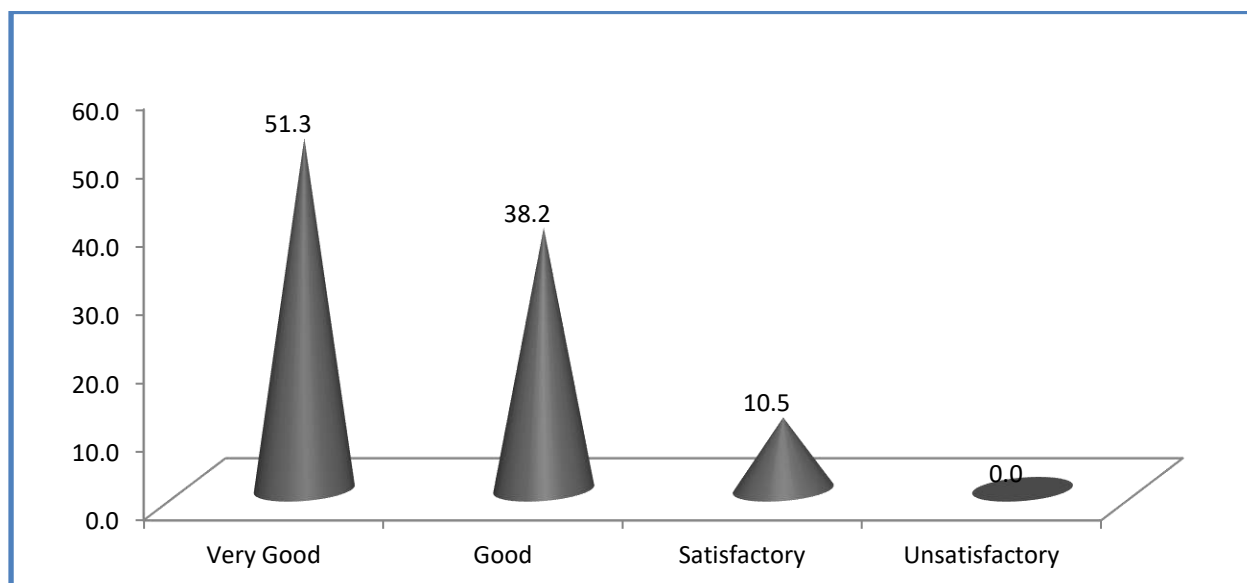
# Centre for Women's Studies

Pt. Ravishankar Shukla University, Raipur

## Analysis of the Student feedback (2022-23)

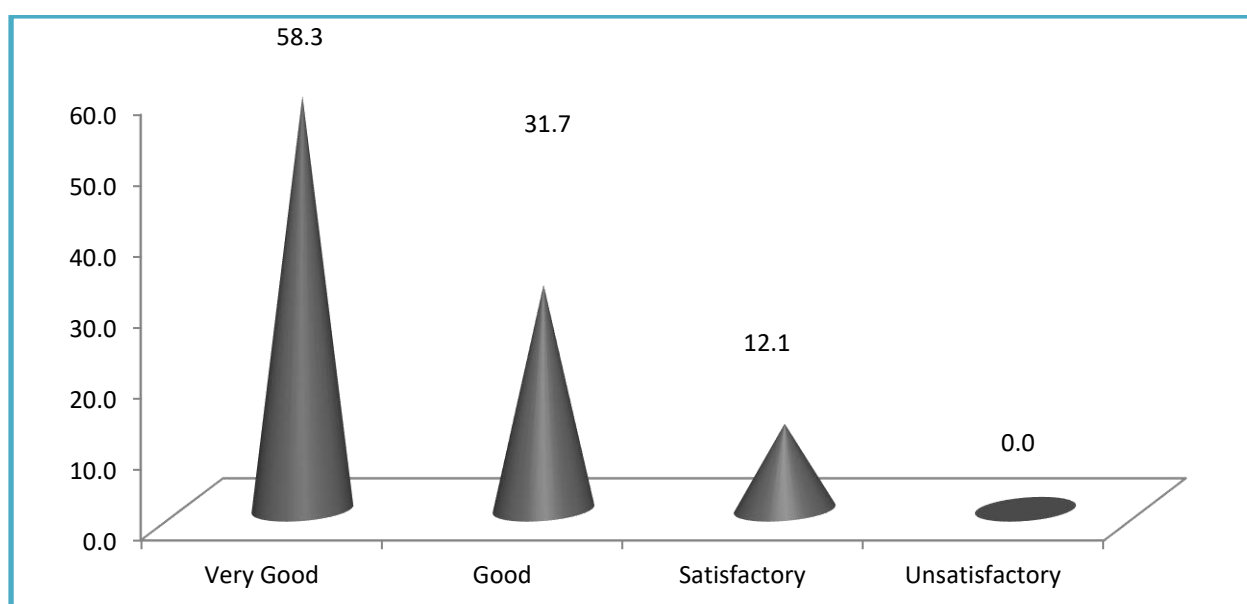
### Certificate Course on "Women Law and Gender Justice"

No. of Students (14)



### Certificate Course "Community Based Participatory Research (CBPR)"

No. of Students (05)



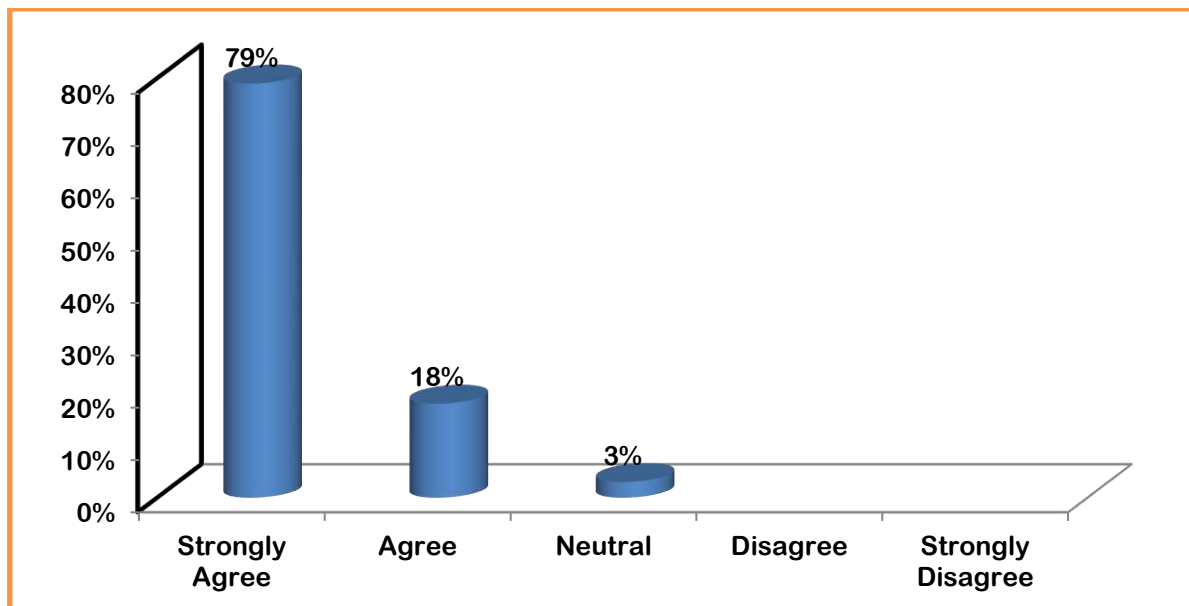


# Centre for Women's Studies

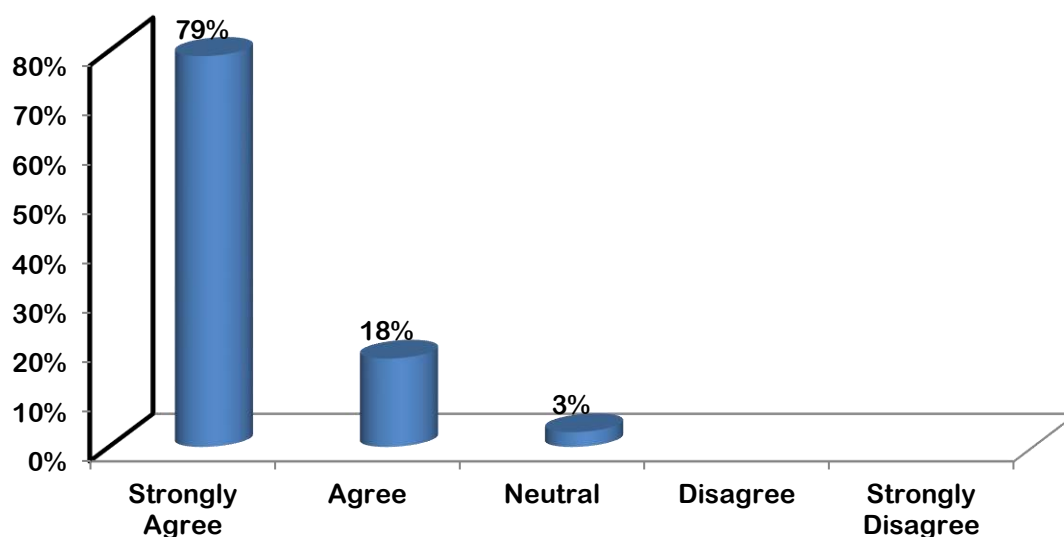
Pt. Ravishankar Shukla University, Raipur

## Analysis of the Feedback from Support Staff (2022-23)

**Aniksha Varoda (Research Assistant)**



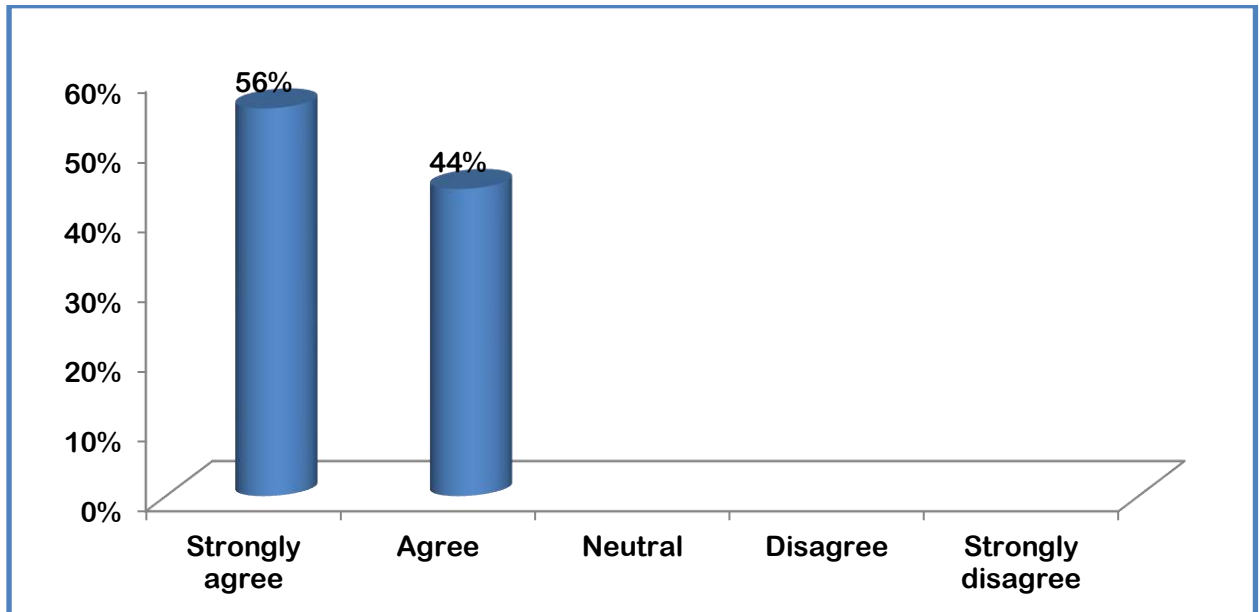
**Keyoor Bhushan Rao (Professional Assistant)**



# Centre for Women's Studies

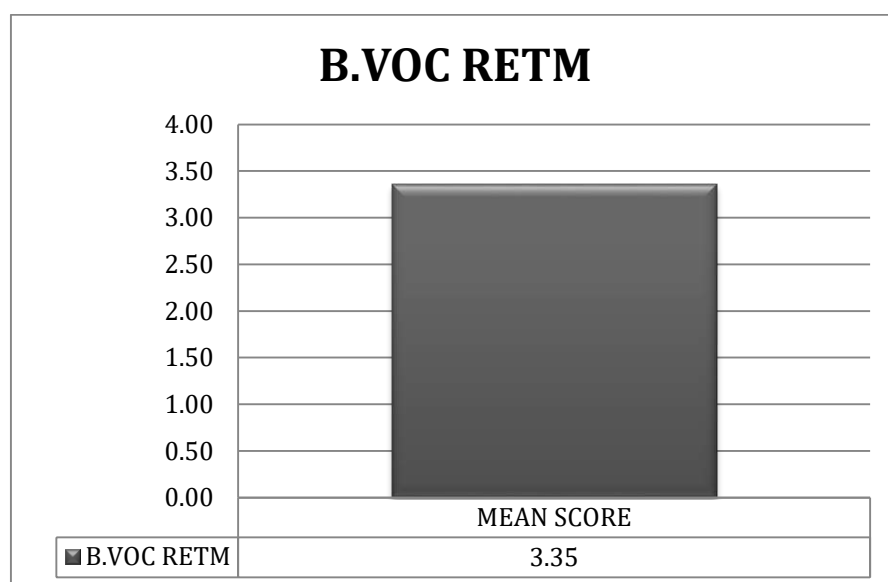
Pt. Ravishankar Shukla University, Raipur

## Analysis of the Feedback from Alumni (2022-23)

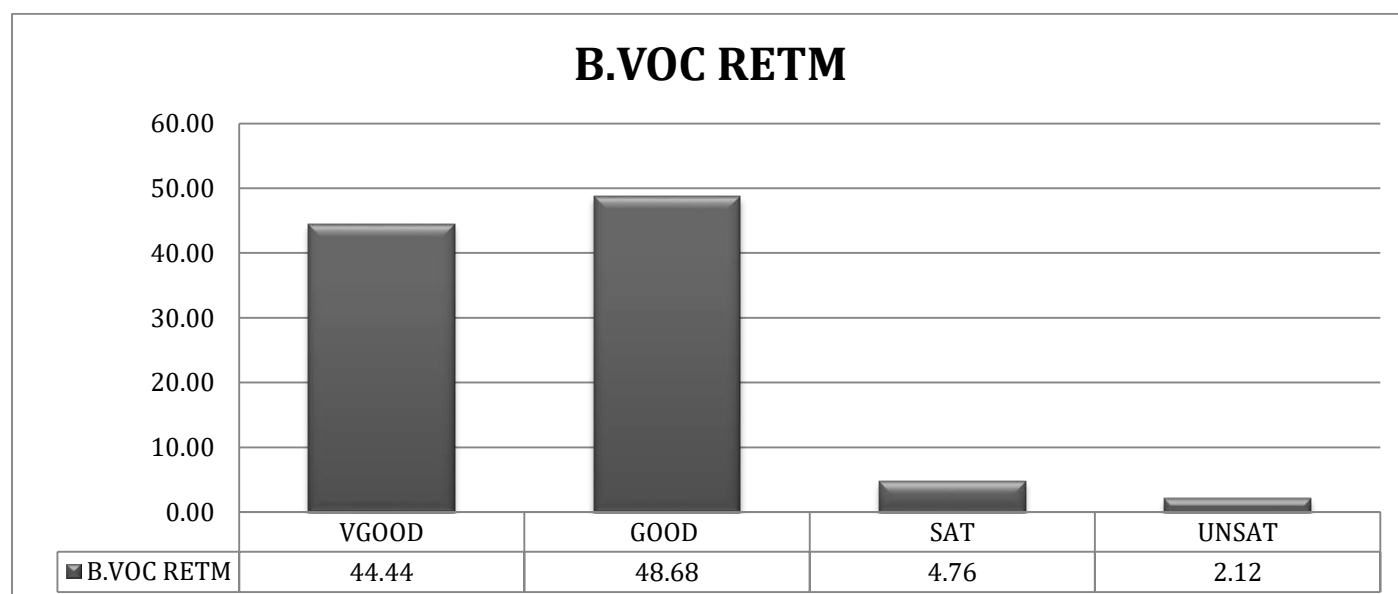


## **STUDENT FEEDBACK FOR COURSE & FACULTY (2022-23)**

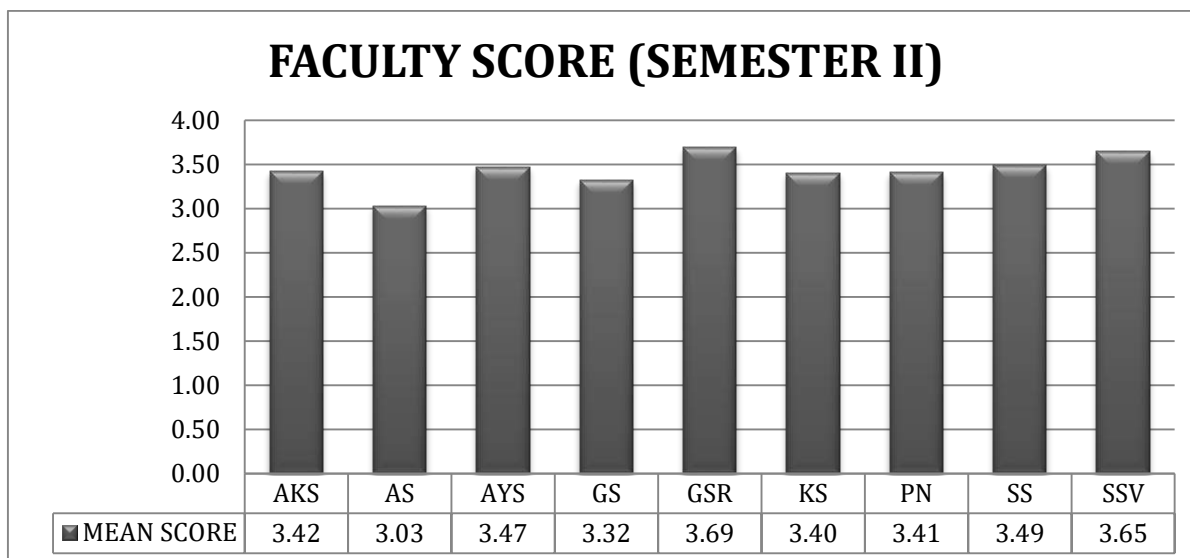
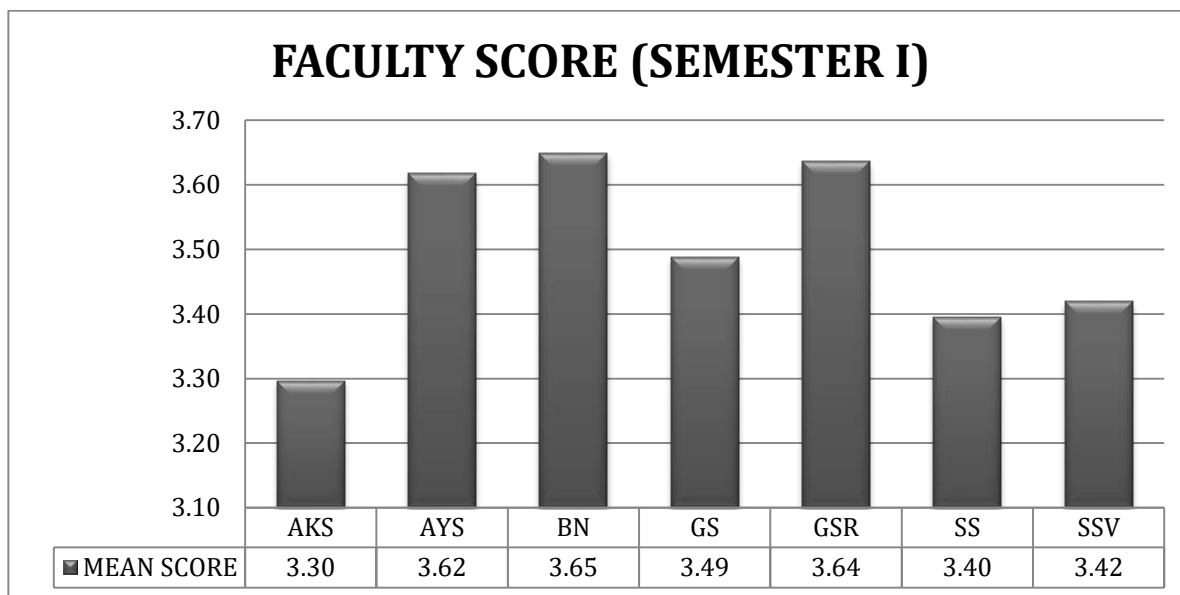
### **COURSE FEEDBACK**



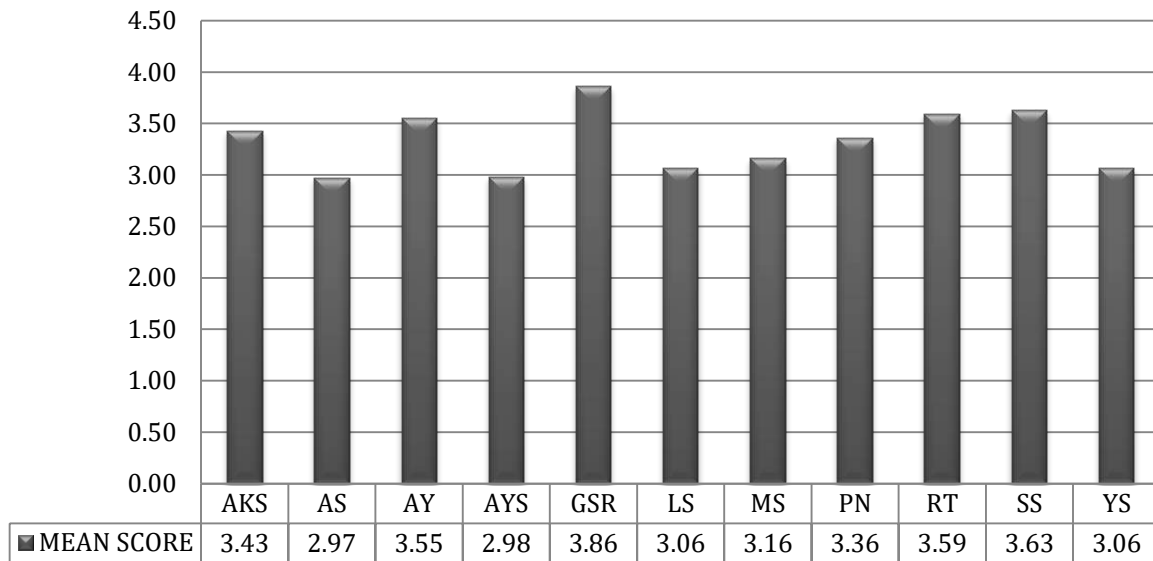
### **PERCENT RESPONSE TO COURSE**



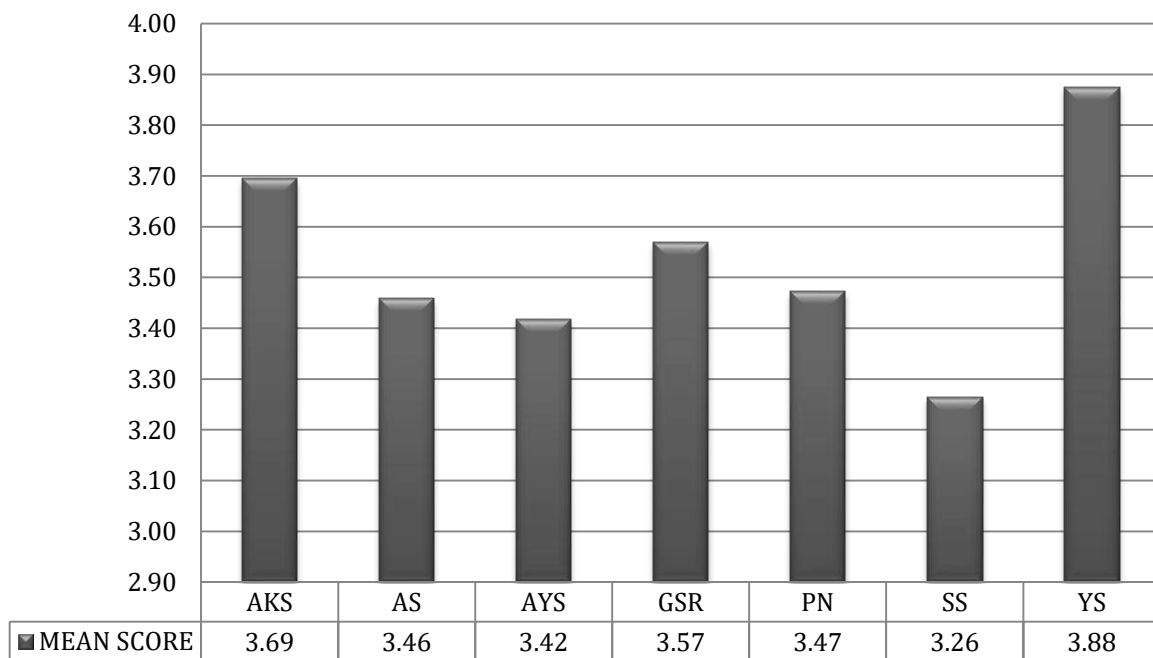
## **FACULTY FEEDBACK**



### FACULTY SCORE (SEMESTER III)

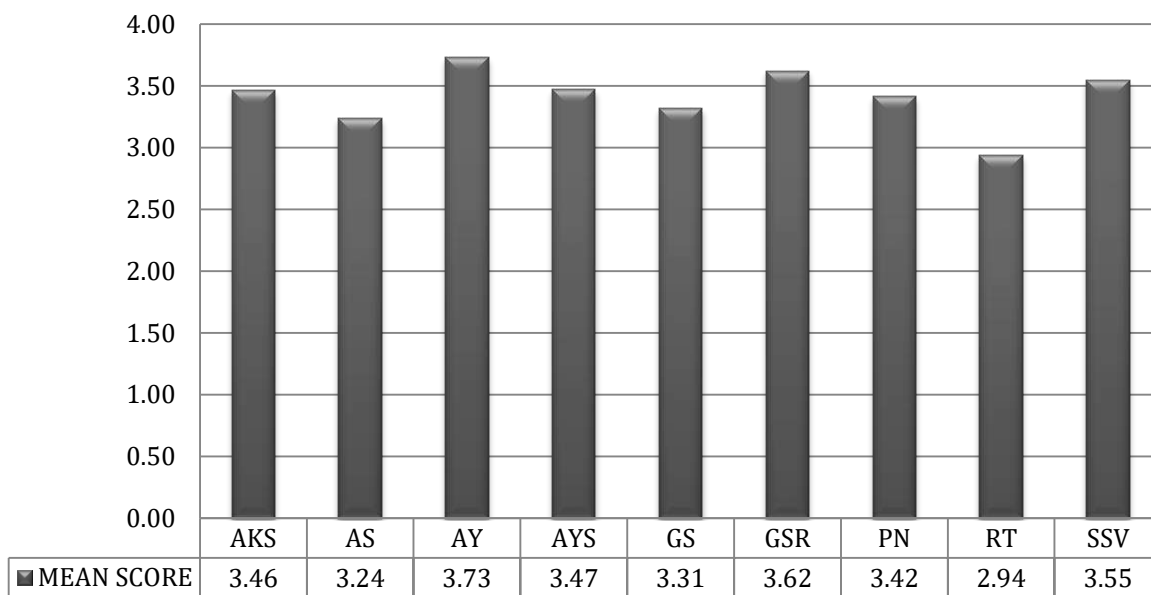


### FACULTY SCORE (SEMESTER IV)

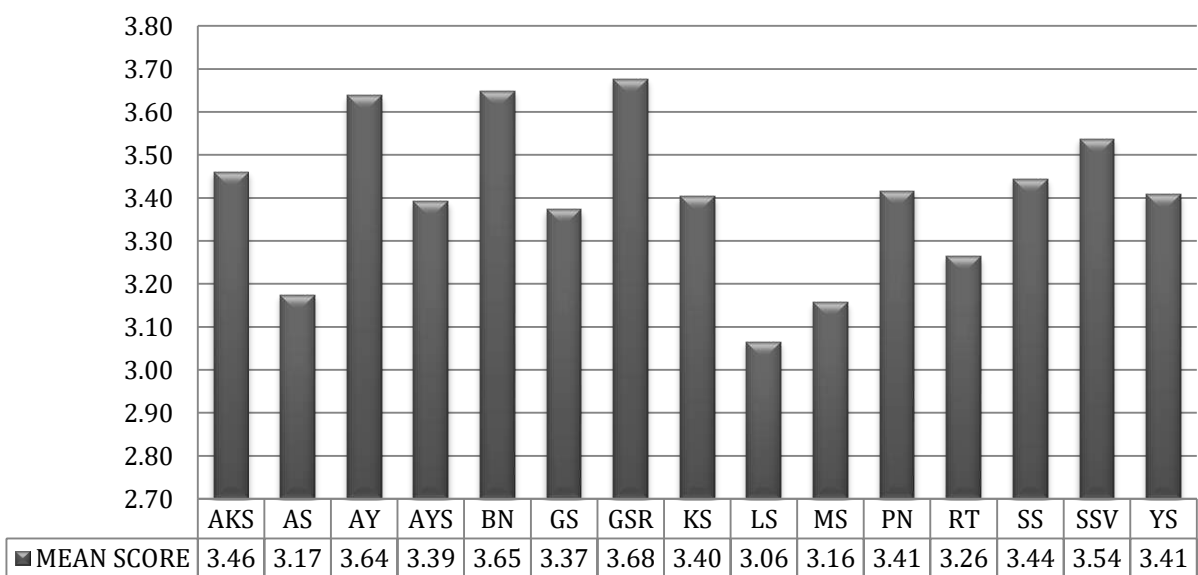




### FACULTY SCORE (SEMESTER V)

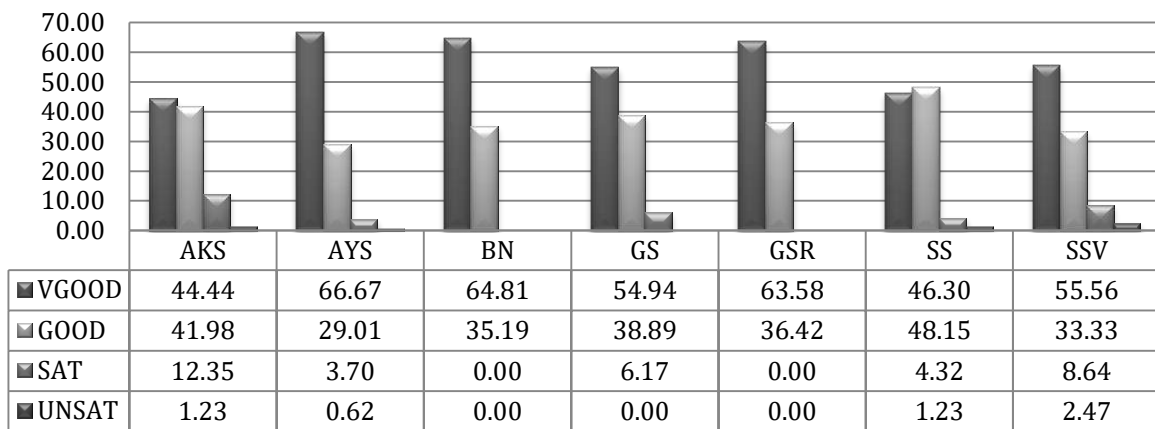


### FACULTY SCORE (SEMESTER I-V)

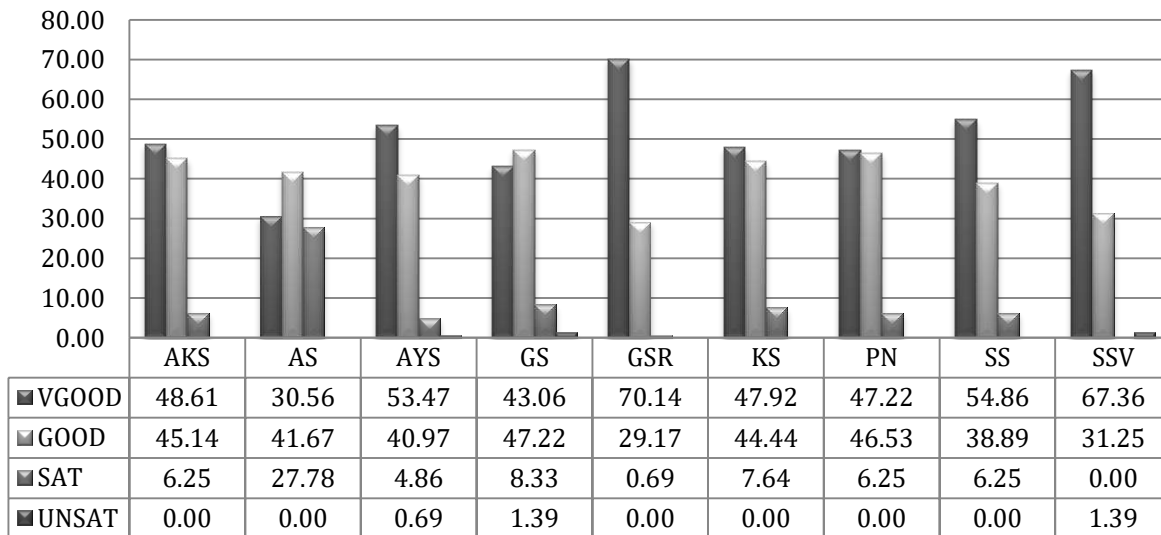


## **PERCENT RESPONSE TO FACULTY**

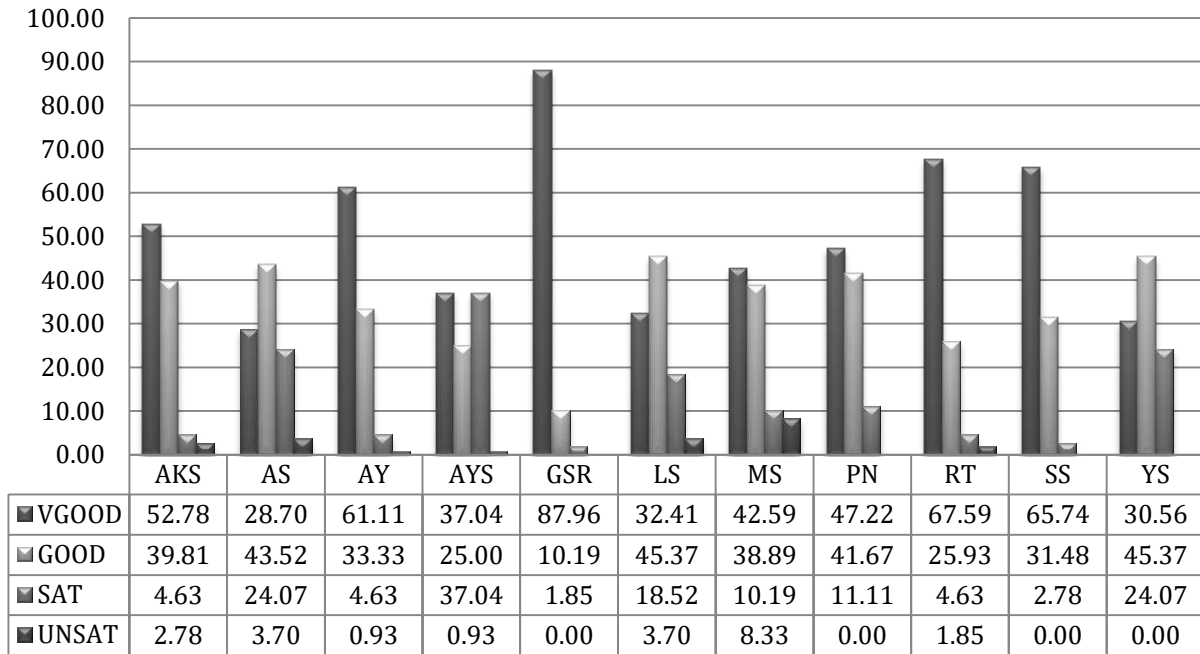
### **PERCENT RESPONSE TO FACULTY SEMESTER-I**



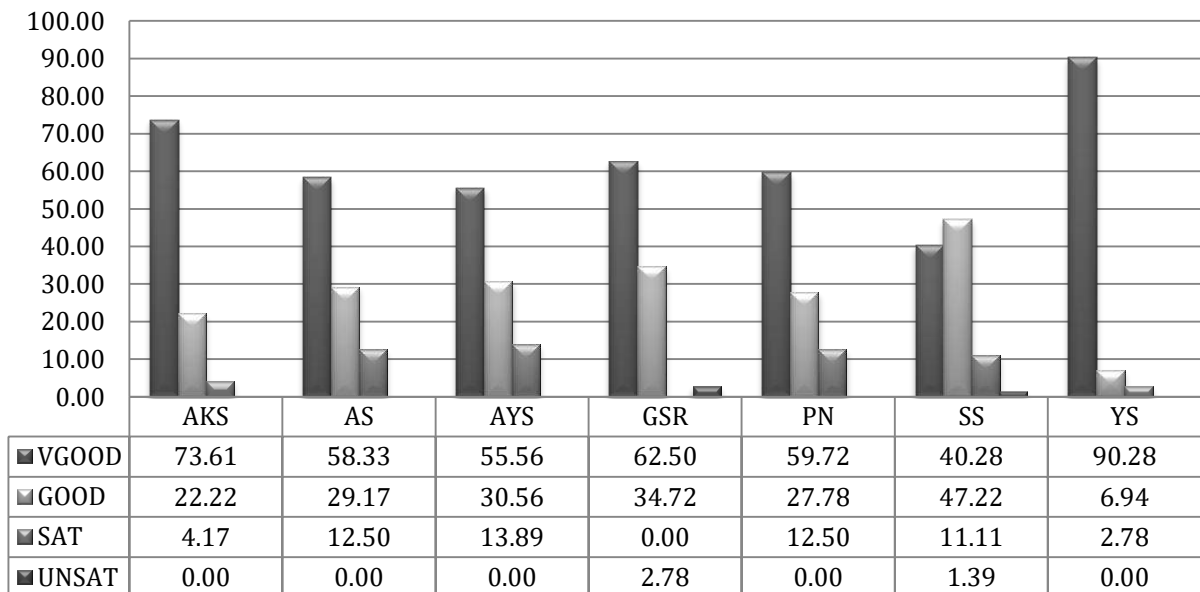
### **PERCENT RESPONSE TO FACULTY SEMESTER-II**



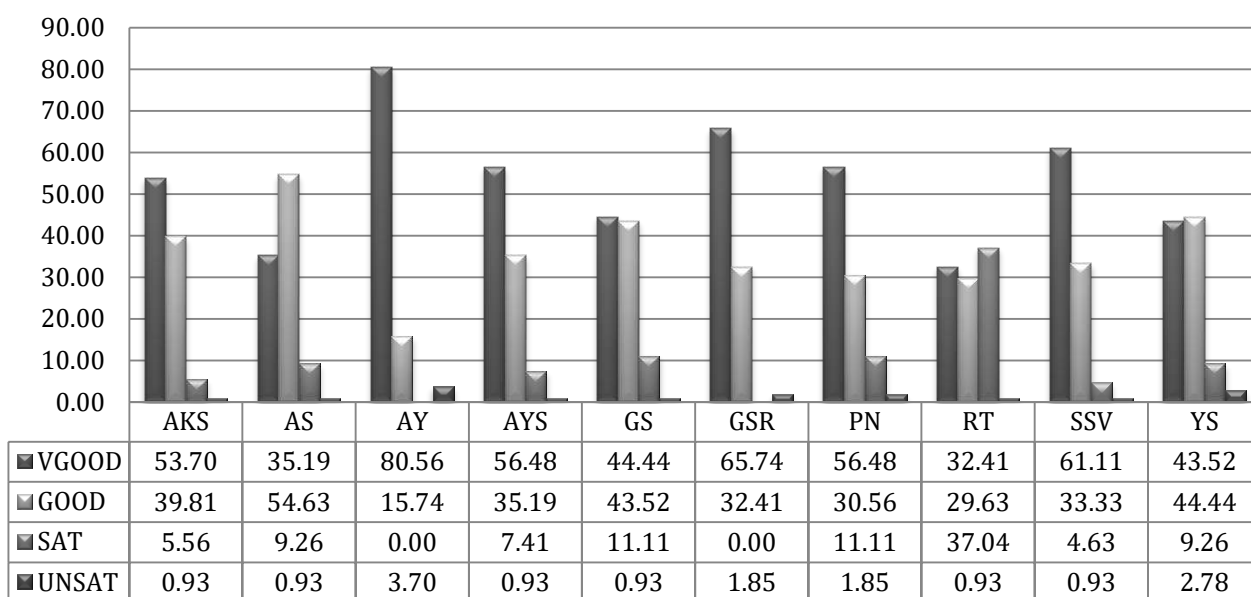
## PERCENT RESPONSE TO FACULTY SEMESTER-III



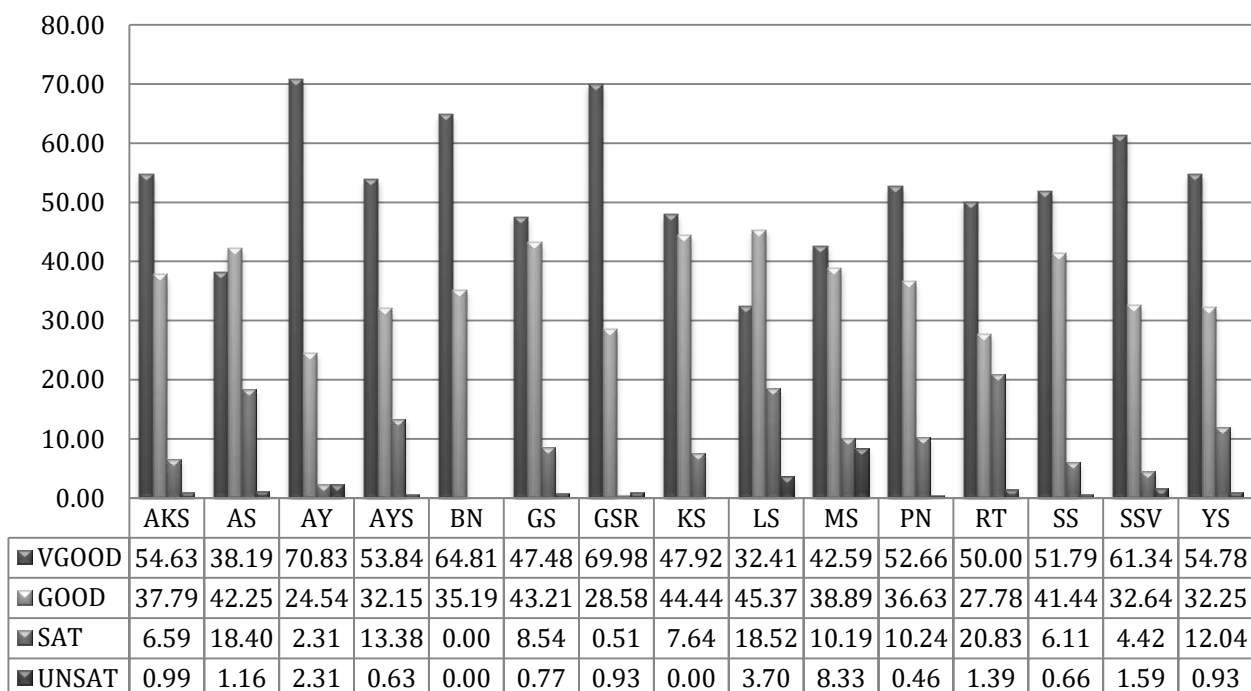
## PERCENT RESPONSE TO FACULTY SEMESTER-IV



## PERCENT RESPONSE TO FACULTY SEMESTER-V



## OVERALL PERCENT RESPONSE TO FACULTY



## ABBREVIATIONS USED

<b>GSR</b>	:	Mr. Gajendra Singh Rathore	<b>SS</b>	:	Dr. Swati Sahu
<b>BN</b>	:	Dr. Basumati Nadig	<b>MS</b>	:	Dr. Manisha Shrivastava
<b>AKS</b>	:	Ms. Ankita Sao	<b>AY</b>	:	Dr. Aparna Yadu
<b>ANKUR</b>	:	Mr. Ankur Shrivastava	<b>SSV</b>	:	Mrs. S.Srividhya
<b>GS</b>	:	Mr. Gaurav Sonkar	<b>LS</b>	:	Ms. Latika Singh
<b>RT</b>	:	Mr. Ravi Tiwari	<b>KS</b>	:	Ms. Kusum Sonkar
<b>YS</b>	:	Mr. Yagya Kumar Sahu	<b>PN</b>	:	Ms. Preeti Nema
<b>AYS</b>	:	Ms. Aayushi Sharma			

## SUGGESTIONS GIVEN BY STUDENTS

1. Application received for organizing PV training sessions & industrial visits.
2. Application received for a wall mounted white board in Sem-IV Classroom.
3. Application received for repairing of the washroom latches

The feedback received from the students of B.Voc. 1<sup>st</sup> to 5<sup>th</sup> Semesters (2022-23) was discussed in details in the Staff Council meeting. The overall score given by students to the faculty was circulated among the faculty members including guest faculties with the request for improvement in teaching. It was unanimously decided to find out the weak points from the feedback and resolve them for improvement. Faculties were suggested for incorporation of virtual / e-learning content development and discussed about syllabus content. Few suggestion received for addition of equipments for Electronics Lab. The suggestions made by the students may be also taken into consideration. It was resolved to prepare the action taken report for the feedback.



### **ACTION TAKEN REPORT**

1. Institute has organized one 3-days workshop on Solar PV advancements during 27-29<sup>th</sup> April 2023. Two Industrial Visit namely Plastic Molding Facility at CIPET, Raipur & CSPDCL Site Visit was also organized for the students of B.Voc. all semesters.
2. Separate whiteboard has been mounted in the Classroom-3.
3. Issues related to washroom doors & latches were fixed.

### QUESTIONNAIRE 2 : Students feedback on teachers

OOD SEMESTER(Questionnaire 2)2022-23 *Overall*

~~S~~

Rena Choudhary  
25-03-2023

Fid.  
25/03/2023

Apo  
25.03.23

Maddie  
25/03/23

Altz  
25/03/23

C  
25/03/2023

~~Pam~~  
25/03/2023

Brian  
25/3/23

Kim King  
Nancy  
25/03/2023

Lynn  
25/03/23

25/3/2023

9

25/3/2023

Yog Desai

Gina

Jh  
25/3/23





## 1st Sem

	Teachers Name	Score
GPS	Dr. Govind Prasad Sahu	3.45
LKC	Dr. Laxmi Kant Chawre	NA
BG	Dr. Bhanushree Gupta	NA
VJ	Dr. Veenu Joshi	2.71
GSG	Dr. G.S. Gautam	NA
SS	Dr. Smita Sharma	3.44
RG	Dr. Rashi Gupta	NA
VC	Mr. Vikram Chandravanshi	3.58
RC	Ms. Reena Choudhary	2.97
BSS	Mr. Bhavsagar Sao	3.18
TY	Dr. Toshikee Yadav	2.71
SY	Mr. Sanjay Yadav	3.17
NC	Dr. Nisha Chhetri	2.77
GL	Mr. Girdharilal Sahu	2.89
MM	Dr. Madhu Manikpuri	3.90
JC	Dr. Jipsi Chandra	3.21
SA	Dr. Smriti Adil	2.76
MK	Mr. Manoj Kumar	NA
DP	Dr. Dipti Pateria	2.18
YP	Dr. Yogita Parganiha	NA
VG	Ms. Venika Ganjir	NA
PV	Ms. Priti Verma	2.74

*[Signature]*

*[Signature]*

*Ch*  
5/07/2023

Reena Choudhary

*Sum msh Nishi*

*[Signature]*

*[Signature]*

*28 me*

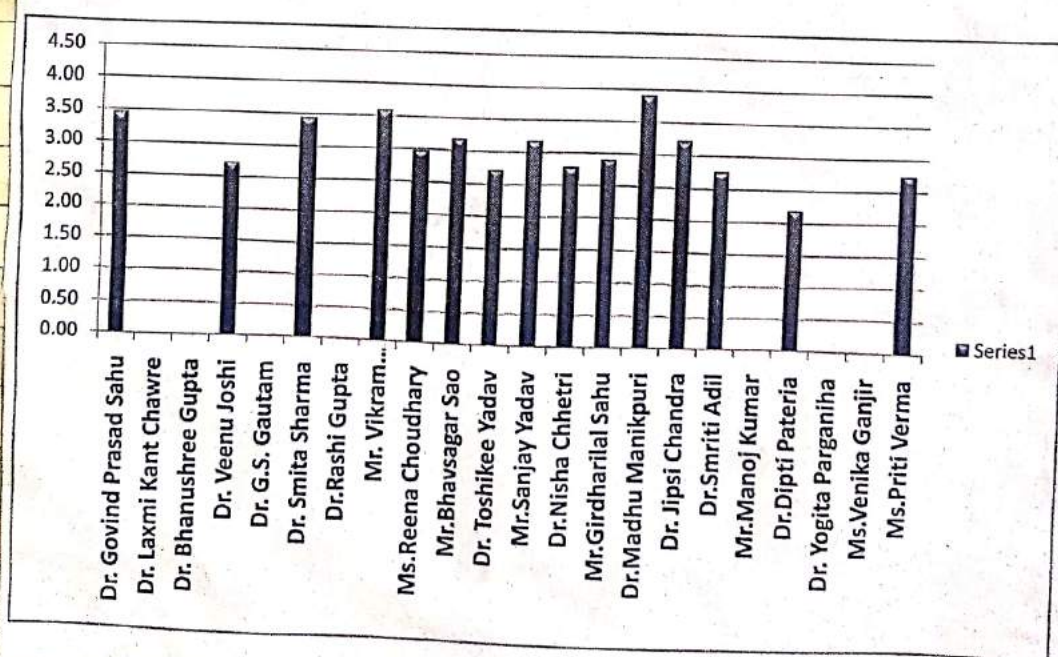
*[Signature]*

*[Signature]*

*[Signature]*

*Madhu*

*[Signature]*





## 3rd Sem

	Teachers Name	Score
GPS	Dr. Govind Prasad Sahu	3.51
LKC	Dr. Laxmi Kant Chawre	4.00
BG	Dr. Bhanushree Gupta	NA
VJ	Dr. Veenu Joshi	2.58
GSG	Dr. G.S. Gautam	NA
SS	Dr. Smita Sharma	NA
RG	Dr. Rashmi Gupta	1.70
VC	Mr. Vikram Chandravanshi	3.33
RC	Ms. Reena Choudhary	3.18
BSS	Mr. Bhavsagar Sao	NA
TY	Dr. Toshikee Yadav	3.93
SY	Mr. Sanjay Yadav	3.50
NC	Dr. Nisha Chhetri	2.73
GL	Mr. Girdharilal Sahu	3.16
MM	Dr. Madhu Manikpuri	NA
JC	Dr. Jipsi Chandra	3.33
SA	Dr. Smriti Adil	NA
MK	Mr. Manoj Kumar	3.97
DP	Dr. Dipti Pateria	2.71
YP	Dr. Yogita Parganiha	NA
VG	Ms. Venika Ganjir	3.47
PV	Ms. Priti Verma	3.00

25/03/2023

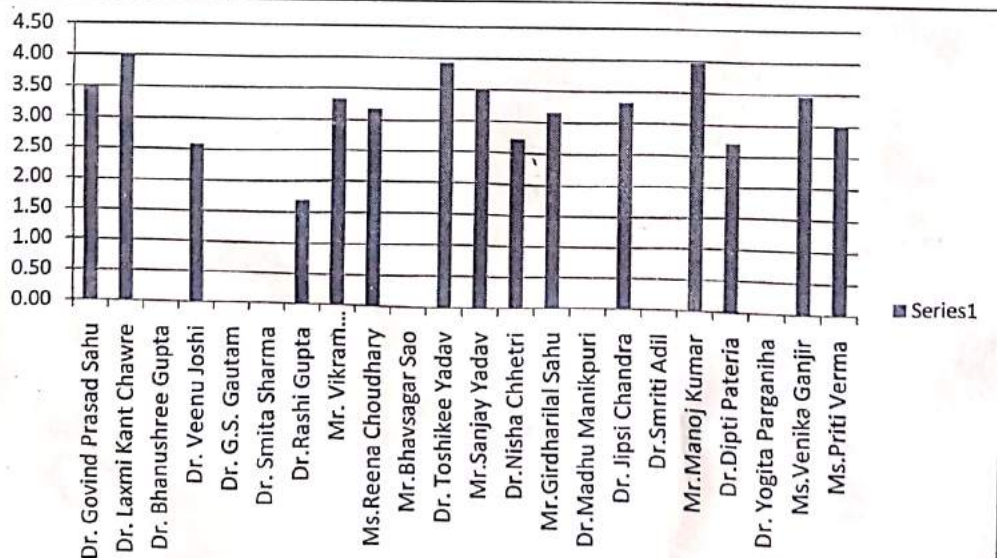
Reena Choudhary

Kim Linsor

Madhu

Madhu

Madhu





## 5th Sem

	Teachers Name	Score
GPS	Dr. Govind Prasad Sahu	3.30
LKC	Dr. Laxmi Kant Chawre	3.90
BG	Dr. Bhanushree Gupta	3.03
VJ	Dr. Veenu Joshi	NA
GSG	Dr. G.S. Gautam	NA
SS	Dr. Smita Sharma	3.20
RG	Dr. Rashi Gupta	1.50
VC	Mr. Vikram Chandravanshi	3.90
RC	Ms. Reena Choudhary	3.65
BSS	Mr. Bhavsagar Sao	NA
TY	Dr. Toshikee Yadav	2.80
SY	Mr. Sanjay Yadav	3.23
NC	Dr. Nisha Chhetri	3.22
GL	Mr. Girdharilal Sahu	3.12
MM	Dr. Madhu Manikpuri	NA
JC	Dr. Jipsi Chandra	3.33
SA	Dr. Smriti Adil	NA
MK	Mr. Manoj Kumar	NA
DP	Dr. Dipti Pateria	NA
YP	Dr. Yogita Parganiha	3.44
VG	Ms. Venika Ganjir	3.22
PV	Ms. Priti Verma	3.00

*[Signature]*

*[Signature]*

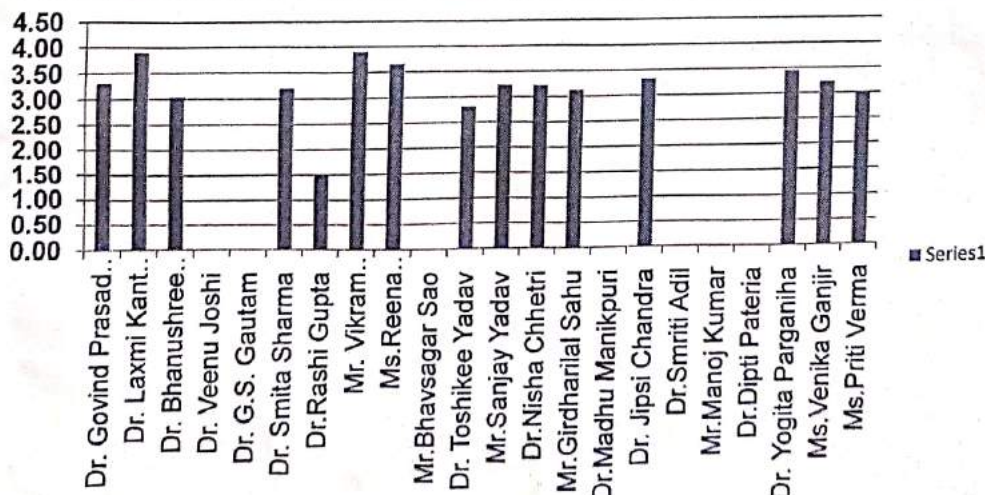
Reena Choudhary  
25/03/2023

*[Signature]*

*[Signature]*

*[Signature]*

*[Signature]*





## 7th Sem

	Teachers Name	Score
GPS	Dr. Govind Prasad Sahu	3.78
LKC	Dr. Laxmi Kant Chawre	3.57
BG	Dr. Bhanushree Gupta	3.78
VJ	Dr. Veenu Joshi	NA
GSG	Dr. G.S. Gautam	NA
SS	Dr. Smita Sharma	NA
RG	Dr. Rashi Gupta	1.89
VC	Mr. Vikram Chandravanshi	3.67
RC	Ms. Reena Choudhary	3.85
BSS	Mr. Bhavsagar Sao	3.41
TY	Dr. Toshikee Yadav	2.86
SY	Mr. Sanjay Yadav	3.15
NC	Dr. Nisha Chhetri	2.86
GL	Mr. Girdharilal Sahu	3.12
MM	Dr. Madhu Manikpuri	3.76
JC	Dr. Jipsi Chandra	2.24
SA	Dr. Smriti Adil	3.17
MK	Mr. Manoj Kumar	NA
DP	Dr. Dipti Pateria	NA
YP	Dr. Yogita Parganiha	2.88
VG	Ms. Venika Ganjir	3.08
PV	Ms. Priti Verma	NA

*Paul*

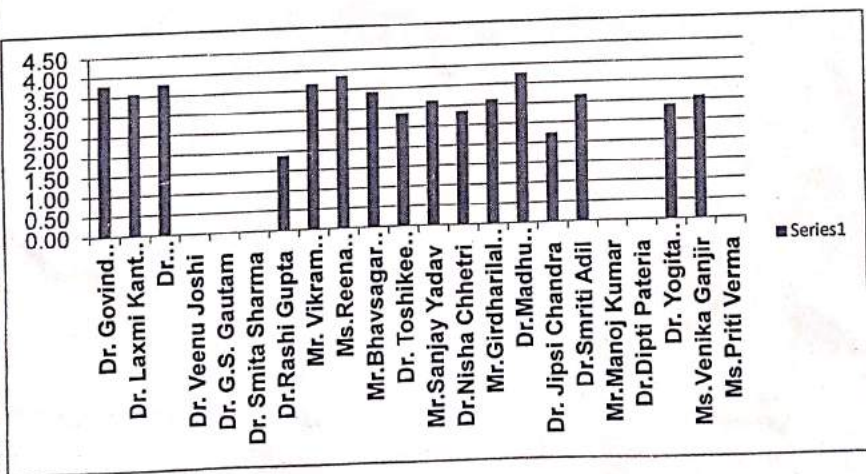
*Chy*  
25/03/2023

*Reena Choudhary*

*Sheti*

*Madhu*

*Yogita*  
*Dr. Dipti*  
*Dr. Jipsi*



## Feedback Analysis Report & Action Taken Report

The feedback has been taken from students for their respective courses and faculties. Suggestions and problems discussed in staff council meeting. Problem and suggestion have been resolved through proper discussion and actions were taken for betterment. In staff council meeting feedback of faculties and their performance were discussed. All faculties were advised to conduct extra classes and try to resolve the difficulties of students and modify teaching styles