

SCHEME OF EXAMINATION COURSE STRUCTURE & SYLLABUS

M.Sc. (ELECTRONICS) PROGRAMME (SEMESTER SYSTEM)



FACULTY OF SCIENCE

Approved by Board of Studies in Electronics
Effective from Academic Session JULY 2019
School of Studies in Electronics and Photonics
Pt. Ravishankar Shukla University
Amanaka, GE Road Raipur (C.G.) 492010
WEBSITE: -www.prsu.ac.in

Syllabus revised & approved by Board of Studies in Electronics on 5th Jan., 2019

Signature
5/1/19

Signature

SCHEME OF EXAMINATION COURSE STRUCTURE & SYLLABUS

M.Sc. (ELECTRONICS) PROGRAMME (SEMESTER SYSTEM)



FACULTY OF SCIENCE

Approved by Board of Studies in Electronics

Effective from Academic Session JULY 2019

School of Studies in Electronics and Photonics

Pt. Ravishankar Shukla University

Amanaka, GE Road Raipur (C.G.) 492010

WEBSITE: -www.prsu.ac.in

Syllabus revised & approved by Board of Studies in Electronics on 5th Jan., 2019

PT. RAVISHANKAR SHUKLA UNIVERSITY, RAIPUR

**Scheme of Examination
M.Sc. (Electronics) Programme
(Semester System)**

Effective from Academic Session JULY 2019

M.Sc. Electronics is a four semester course spread over the period of two years. Every semester course consists of four theory courses and two laboratory courses, each theory course carrying weight-age of 100 marks (4 credits) and lab course of 100 marks (2 Credits). However, in the final semester, there will be one project in lieu of one practical.


The School of Studies in Electronics & Photonics, Pt Ravishankar Shukla University, Raipur offers this course on its campus. It is designed to offer in depth knowledge of the subject starting from its basic concepts to the state of art technologies in use today. Students are also provided extensive laboratory training on the course content and the current requirements of industries and R and D. In the final semester every student has to undertake a project. Advanced papers are offered to the students in the areas of Communications, Photonics, Digital Signal Processing, Embedded Systems, and Power Electronics and Neural network. In addition the course caters to the requirements of providing complete exposure to NET/SET syllabus for Electronics formed by the U.G.C.

Semester – I

The following shall be the scheme of examination for the course:

Code	Theory	Marks			Credits
		Theory	Internal	Total	
ELT 101	Paper I : Analog Integrated Electronics and Physics of Electronic Materials	80	20	100	4
ELT 102	Paper II : Digital Design and Applications	80	20	100	4
ELT 103	Paper III : Signals, Mathematical and Computational Methods in Electronics	80	20	100	4
ELT 104	Paper IV : Optical , Quantum and Organic Electronics	80	20	100	4

Syllabus revised & approved by Board of Studies in Electronics on 5th Jan., 2019


5.1.19

Code	Practical	Experiment	Viva	Internal	Max	Credits
ELP 105	1. Lab course "A" Analog Electronics Lab	60	20	20	100	2
ELP 106	2. Lab course "B" Digital electronics Lab	100	60	20	100	2
	Total (Theory & Lab)				600	20

Total Marks for Semester I = 600 & Credit = 20

Semester – II

Code	Theory	Marks			Credits
		Theory	Internal	Total	
ELT 201	Paper I Network Analysis and Synthesis	80	20	100	4
ELT 202	Paper II Microprocessor and C++ Programming	80	20	100	4
ELT 203	Paper III Analog and Digital Communication Systems	80	20	100	4
ELT 204	Paper IV Electromagnetic Plane wave, Transmission lines and Microwave Devices	80	20	100	4

Paper Code	Practical	Experiment	Viva	Internal	Max	Credits
ELP 205	1. Lab course "C" Analog and Digital Communication Lab	60	20	20	100	2

Syllabus revised & approved by Board of Studies in Electronics on 5th Jan., 2019

ELP 206	2. Lab course "D" – 8085 Microprocessor Programming, Study Cards and Interfacing Lab	60	20	20	100	2
	Total (Theory & Practical)				600	20

Total Marks for Semester II=600 & Credits=20

Semester – III

Code	Theory	Marks			Credits
		Theory	Internal	Total	
ELT 301	Paper I (Code) Advanced Microprocessor and Interfacing	80	20	100	4
ELT 302	Paper II Data Communication, Mobile and Wireless Communication	80	20	100	4
ELT 303	Paper III Photonics or Optional Paper III Instrumentation and Measurement	80	20	100	4
ELT 304	Paper IV Power Electronics, Information Theory and Coding	80	20	100	4

Code	Practical	Experi- ment	Viva Voce	Internal	Max	Credits
ELP 305	1. Lab course "E" - - Optical Electronics And Photonics OR Optical Electronics, Transducer and Instrumentation Lab	60	20	20	100	2

Syllabus revised & approved by Board of Studies in Electronics on 5th Jan., 2019

ELP 306	2. Lab course "F" – 8086 Microprocessor Programming, Interfacing and "C++" Programming Lab	60	20	20	100	2
	Total [Theory & lab]				600	20

Total Marks for Semester III = 600 & Credits=20

Semester IV

Code	Theory	Marks			Credits
		Theory	Internal	Total	
ELT 401	Paper I Digital Signal Processing	80	20	100	4
ELT 402	Paper II (Code EL 402) Optical and Satellite Communication	80	20	100	4
ELT 403	Paper III (Code EL 403) Automatic Control System and Artificial Neural Network	80	20	100	4
ELT 404	Paper IV (Code EL 404). Embedded System and Microcontroller	80	20	100	4

Code	Practical	Experiment	Viva	Internal	Max	Credits
ELP 405	1. Lab course "G" - Optical Communication and 8051 Programming Lab	60	20	20	100	2

Syllabus revised & approved by Board of Studies in Electronics on 5th Jan., 2019

ELP 406	2. Project & Seminar	80	20	-	100	2
	Total [Theory & lab]				600	20

Total Marks for Semester IV = 600 & Credits=20

PT. RAVISHANKAR SHUKLA UNIVERSITY, RAIPUR
SYLLABUS PRESCRIBED FOR THE EXAMINATION OF
M. Sc. Electronics (Semester System)

July - Dec 2019

Semester – I

Electronic devices play a crucial role in today's societies and in the physical sciences where they originated. Contemplating that in just a few decades, technology guiding electrons and photons has emerged that makes possible oral and visual communication between peoples on opposite sides of the planet is truly a triumph of science and technology. Present day information technology is based on the physical properties of semiconductors, in particular the functioning of the transistor. The intension of this paper is to take the students from the principles of quantum mechanics through the quantum theory of metals and semiconductors all the way to how devices are used to perform their duties in electric circuits

ELT 101 Paper 1 - Analog Integrated Electronics and Physics of Electronic Materials

Max. Marks: 80, Min. Marks: 16

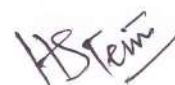
Student should be allowed to use Programmable Scientific Calculator in Examination hall

Unit I – Physics of Electronic Materials

Crystal structures, classification of crystals, lattices, reciprocal lattice, Miller indices, amorphous materials. Lattice Vibration and Phonons, Bloch theorem, Phonons, Nearly Free electron theory. Dielectric properties, electronic polarisability, Clausius Mossotti relation, dielectric Constant static and frequency dependent. Introduction to Fermi Dirac and Bose Einstein Statistics.

Semiconductors: Direct and indirect band gap methods to determine the Forbidden gap, mobility and conductivity, intrinsic and extrinsic semiconductor, Impurities, carrier concentration, electrical properties of Ge and Si, experimental

Syllabus revised & approved by Board of Studies in Electronics on 5th Jan., 2019

methods to study the electrical parameters, Drift and Diffusion, Hall effect, electrons and phonons in semiconductors.

Unit II –Transistor analysis at low frequencies

Review - Transistor Characteristic viz CE, CB and CC configuration of BJT, Principle of operation and characteristic of JFET and MOSFET, Transistor at low frequency - Graphical analysis of CE configuration, Transistor hybrid Model, h- Parameters and their variations, analysis of a transistor amplifier circuit using h- parameter, Emitter follower, comparison of transistor amplifier configurations, Miller's Theorem and its dual, cascading transistor amplifiers, Simplified hybrid model – CE and CC configuration, common emitter amplifier with an emitter resistance.

Transistor biasing and stabilization

Unit III – Multistage and Feedback Amplifiers Analysis

Transistor at high frequencies, Hybrid – pi model, gain bandwidth product.

Multistage Amplifiers Analysis - Introduction, frequency response of an amplifier, band pass of cascaded stages, Coupling scheme - RC coupled, transformer coupled and direct coupled amplifiers, low frequency response of RC coupled stage, effect of emitter bypass capacitor on low frequency response, high frequency response of two cascaded CE transistor stages.

Feedback Amplifiers – Basic concept, types of feedback method of analysis of a feedback amplifier.

Unit IV – Operational Amplifier, Characteristics and Applications

Basic operational amplifier and its characteristics, characteristics of ideal and practical operation amplifier, parameters of operational amplifier, measurement of operational amplifier parameters, frequency response of operational amplifier, Linear and Nonlinear Circuits analysis using operational amplifier - Inverting and Non inverting Amplifiers, Differentiator, Integrator, Voltage to current converter, Instrumentation amplifier, Sine wave Oscillator, Low pass and band – pass filters, Comparator, Multivibrator and Schmitt trigger, Triangular wave generator, Log and Antilog amplifiers

Unit V - Integrated Circuit Fabrication and Characteristics

Integrated circuit technology - SSI, MSI, LSI, VLSI, basic monolithic integrated circuits, planar process, epitaxial growth, masking and etching, diffusion of impurities, bipolar transistor fabrication, fabrication of FET, CMOS technology,

Syllabus revised & approved by Board of Studies in Electronics on 5th Jan., 2019

monolithic diodes, integrated registers, integrated capacitors and inductors, monolithic circuit layout, metal semiconductor contact, packaging and characteristic of integrated circuit components. Computer simulation of ICs and layout design. High Voltage ICs. GaAs MESFET and GaAs ICs. Failure, reliability and yield of ICs. Fault modeling and testing.

TEXT BOOKS

1. Physics of Electronic Materials: Principles and Applications Jørgen Rammer Cambridge University Press,
2. Electronic Devices and Circuit Theory, 9th ed. Boylestad & Nashelsky PHI
3. Microelectronics - Jacob Millman, Arvin Grabel, Tata Macgraw-Hill
4. Physics of Semiconductor Devices: Shur PHI
5. A Textbook of Applied Electronics (M.E.) Sedha R S, S. Chand Pub.
6. Physics of Semiconductor Devices: Sze
7. Ramakant A. Gayakwad, 'OP-AMP and Linear IC's', Prentice Hall
8. Principles of Electronic Material & Devices: S O Kasap
9. Integrated electronics – Analog and digital circuits and systems Jacob Millman, Cristos, C. Halkias, Tata Macgraw-Hill

ELT-102 Paper 2 - Digital Design and Applications

Max. Marks: 80, Min. Marks: 16

Student should be allowed to use Programmable Scientific Calculator in Examination hall

Unit I - Basic Logic Circuit

Introduction of basic gates, universal gates, number systems and codes, Boolean algebra, switching characteristics of semiconductor devices, logic gate characteristics - speed of operation, power dissipation, figure of merit, fan in, fan out, noise margin. Logic families - RTL, DTL, TTL, ECL interfacing, ECL and TTL, MOS logic - MOSFET NAND and NOR gates, CMOS inverters, CMOS - NAND and NOR gates, interfacing CMOS and TTL, interfacing CMOS and ECL, comparison of logic families.

Unit II - Combinational Logic Design

Simplification of Boolean algebra using K-map, minterm and maxterm, design of binary adder, subtractor, digital comparator, parity generator/checkers, priority encoder, BCD to 7-segments decoder, multiplexer, multiplexer tree, demultiplexer and demultiplexer tree.

Unit III - Sequential Circuit Design

Syllabus revised & approved by Board of Studies in Electronics on 5th Jan., 2019

Excitation table of flip flops – S - R, J-K, Master-Slave – JK, D and T flip-flops, clocked flip flop design – conversion of one form of flip flop to another type.

Analysis of clocked sequential circuits - State equation, state table, state diagram, state input equations, analysis with - flip flops, JK flip flops and T flip flops. State reduction and assignment, design procedure – synthesis using D flip flops, JK Flip flops and T flip flops.

Unit IV - Registers, Counters and A/D, D/A converters

Registers - Shift registers, application of shift registers, serial to parallel converter, parallel to serial converter.

Counters - Ring counter, modulo-n-counter, synchronous counter –ripple counter (binary, BCD) and up-down counter, asynchronous counters - ripple counter (binary, BCD) and up-down counter. Other counters – counter with unused states, ring counter, Johnson counter.

A/D, D/A Converters – D/A weighted register type, R/2R ladder type, D/A converter specifications, A/D converters - successive approximation type, parallel comparator, dual slope ADC using voltage to frequency conversion and frequency to time conversion.

Unit V - Semiconductor Memories

Memory organization and operation, write operation, read operation, expanding memory size and word capacity, classification and characterization of memory, sequential memory ROM, dynamic ROM, RAM cell, content addressable memory (CAM), PLA, CCD, PAL.

TEXT BOOKS

1. Digital Design - M. Moris Mano, PHI Publication.
2. Modern Digital Electronics - R.P. Jain, Tata Mcgraw.
3. Digital Principal and Application - Malvino Leach, Tata Macgraw Hill
4. Digital Systems: Principles and Applications, 10th ed. Tocci, Widmer & Moss PHI

ELT 103 PAPER 3 – Signals, Mathematical and Computational

Methods in Electronics

Max. Marks: 80, Min. Marks: 16

Student should be allowed to use Programmable Scientific Calculator in Examination hall.

UNIT I - Signal Analysis

Introduction – Classification of signals and systems, some ideal signals, energy signal, Power signals, energy and power spectral densities.

Syllabus revised & approved by Board of Studies in Electronics on 5th Jan., 2019

Fourier Series, Complex Fourier Spectrum, The Fourier Transform, Continuous Spectrum, Fourier Transform involving Impulse Function, Properties of Fourier Transform, Fourier Transform of Periodic Functions, Convolution, Sampling Theorem.

UNIT II – Linear Systems and State Variables Techniques

Introduction, System Function (Transfer Function), Distortion less Transmission, Paley-Wiener criterion, Correlation, Autocorrelation

State Variables Techniques - State variable concepts, form of the state equations, time domain and frequency domain solution of state equations, state transition matrix, state equations for networks, state equations from transfer functions.

UNIT- III- Probability and Random Signal Theory

Introduction, set theory, Introduction to Probability, Conditional Probability Statistical Impedance, Baye's Theorem, Random variables, Discrete and Continuous Random Variables, Joint Distributions, Characteristics of Random Variables, Binomial, Poisson and normal Distributions, Uniform and other Distributions, Random and Markov Processes.

UNIT IV - Mathematical Methods

Laplace Transform – Definition, transform of elementary function, properties of Laplace transform, convolution theorem, application to differential equation, simultaneous Linear equations with constant coefficients, unit step and unit impulse function

Special Function - Bessel equations, recurrence formula, expansion for J_0 and J_1 , values of $J_{1/2}$, generating function for $J_n(x)$, equation reducible to Bessel equation

UNIT V – Computational Methods

Numerical Differentiation and Integration

Finite Differences, Derivatives using Forward, Backward and Central Difference Formulae, Newton-Cote's Quadrature formula, Trapezoidal rule, Simpson's rules, Weddle's rule.

Numerical methods for Solution of Ordinary Differential Equation-Picards Method, Taylor Series Method, Eulers and Modified Eulers methods, Runge and Runge Kutta Methods, Newton- Raphson Method, Gauss Elimination Method Predictor and Corrector Method.

TEXT BOOKS

1. Communication System- Analog and Digital - R.P.Singh & S.D. Sapre TMH.
2. Signal and System - Nagrath, Sharan and Ranjan. Mcgraw hill Publishing

Syllabus revised & approved by Board of Studies in Electronics on 5th Jan., 2019

3. Signal and Systems - Rodger E. Ziemer. Continuous and Discrete 2nd ed. Maxwell Macmillan Int. Edition,
4. Higher Engineering Mathematics - B.S. Grewal, Khanna Publications
5. Numerical Methods - Kandaswami, Thilagavathi and Gunavathi, S.Chand & Co.
6. An introduction to Numerical methods: A MATLAB approach by Abde/Wahab Kharab, Ronald B Guenther
7. Optoelectronics and Photonics Engineering Dutta, Partha S. Springer

Paper 4-Optical, Quantum and Organic Electronics

Max. Marks: 80, Min. Marks: 16

Student should be allowed to use Programmable Scientific Calculator in Examination hall

Unit I - Quantum Electronics

Coherent light sources, basic principle of lasers, laser pumping, stimulated emission, light amplification, threshold condition, Einstein's coefficient, laser rate equations for two, three and four level laser systems, variation of power around threshold, rectangular cavity, open plane resonator, mode locking and Q-switching of lasers.

Unit II - Applications of Quantum Electronics

Types of Lasers - Ruby Laser, He-Ne laser, Ar-ion laser, Co2 laser, Solid State Laser: Host material and its characteristics, doped ions Nd:YAG laser, Liquid laser: Dye laser, Semiconductor laser

Laser Applications - Laser in manufacturing, laser cutting of material, laser marking, laser transmitter, measurement of distance through Laser



Unit III - Optical Display Devices

Optical Display Devices - LED- Basic principle of operation, radiative recombination process, the spectrum of recombination process, the internal quantum efficiency, double heterostructure, response time of LED, carrier configuration and modulation bandwidth, edge emitting LED, LED design. Liquid Crystal Display - construction, basic principle of emission, Plasma Display- construction, basic principle of emission

Unit IV - Photo Detectors and Organic Electronics

Photodiodes- General Principles, quantum efficiency, silicon P-N photodiodes, heterojunction photodiodes, Schottky barrier diode, P-I-N photodiodes, avalanche photodiodes, and phototransistors.

Syllabus revised & approved by Board of Studies in Electronics on 5th Jan., 2019



Introduction to Organic Electronics, Organic versus Inorganic solids, Molecular materials, Organic Semiconductors, Electronic states in conjugated molecules, Conjugated polymers

Unit V - Electro-Optical Devices

Nonlinear Optics: Origin of nonlinearity, susceptibility tensor, phase matching, second harmonic generation, methods of enhancement, frequency mixing processes, nonlinear optical materials.

Electro-Optic Effect - Kerr effect, Pockels effect, Farady effect, Electro-Optic Modulator- Electro-optic phase modulator, electro-optic amplitude modulator, Kerr modulator

Acousto-Optic Effect - Raman-Nath and Bragg Diffraction, Raman-Nath acousto optic Modulator, Bragg modulator, acousto-optic modulator.

Magneto-Optic Effect - Faradays effect, magneto-optic modulator

TEXT BOOKS

1. Optical Electronics - Ghatak Thyagarajan, University Press
2. Optical Communication System - John Gower, PHI Publication.
3. **Optoelectronics Devices & Systems - S.C. Gupta, PHI Publication**
4. Optoelectronics - An Introduction - J.Wilson and J.F.B. Hawkes, PHI Publication.
5. Semiconductor Optoelectronic Devices, 2nd ed. **Bhattacharya PHI**
6. Pope and Swenborg, Electronic Processes in organic crystals and polymers, 2nd Ed., Oxford
7. Organic molecular crystals, E.A. Sininsh EA and V. Capek.

PT. RAVISHANKAR SHUKLA UNIVERSITY, RAIPUR
SYLLABUS PRESCRIBED FOR THE EXAMINATION OF
M. Sc. Electronics
Jan-June 2020
Semester-II

Paper 1-Network Analysis and Synthesis

Max. Marks: 80, Min. Marks: 16

1. Student should be allowed to use Programmable Scientific Calculator in Examination hall.

2. Special graph paper viz. Polar graph & Semi log graph papers should be provided to the students in the examination hall.

Syllabus revised & approved by Board of Studies in Electronics on 5th Jan., 2019

Unit I - Mesh and Node Analysis and Network Theorems

Mesh and Node Analysis - Kirchhoff's laws, Star and Delta conversion, source transformation, mesh and node analysis of electric circuits, response of the network by differential equation and Laplace transform method, initial conditions in the network.

Network Theorems - Thevenin's theorem, Norton's Theorem, Superposition, Millman theorem, Maximum power transfer theorem, and Reciprocity theorem, Tellegen theorem and Substitutions theorem.

Unit II – Coupled Circuit, Waveform Synthesis and Graph Theory

Coupled Circuit – Dot convention and magnetic coupling

Waveform Synthesis – Standard signals, unit step function, ramp function, impulse function, initial and final value of $f(t)$ from $F(s)$, the convolution integral.

Graph Theory - Concept of a network graph, twigs and links, trees, co trees, formation of incidence matrix, cut-set matrix, tie-set matrix and loop currents, analysis of networks, network equilibrium equation, duality, network transformation

Unit III - Network Function and Frequency Response Plots

Network Function - Network function for one port and two port, the calculation of network functions - ladder networks and general networks, pole and zero of network functions, restrictions on pole and zero locations for driving point functions, restrictions on pole zero locations, time domain behavior from the pole and zero plot, stability of active networks.

Frequency Response Plots- Magnitude and Phase plots, Root Loci, Bode Diagrams, Nyquist- Stability Criterion

Unit IV -Two Port Network Analysis

Relationship of two port variable, Z-parameters, Y- parameters, Hybrid parameters, ABCD parameters, conditions of reciprocity and symmetry, inter-relationship between parameter of two port network, different types of interconnections of two port networks.

Unit V- Network Synthesis

Concept, Procedure of Synthesis, Reactive Networks, Properties of Expressions of Driving point Admittances of L-C Networks, Pole-Zero Interpretations in L-C Networks. L-C Networks Synthesis-Foster's Canonic Form (First and Second Foster form), Significance of Elements in the Foster form, Cauer Canonic form of Reactive Networks-First and Second form of Cauer Networks, Applicability of Foster and Cauer forms, R-L & R-C Network Synthesis by Foster form,

Syllabus revised & approved by Board of Studies in Electronics on 5th Jan., 2019

AB Steen

Unit I - Mesh and Node Analysis and Network Theorems

Mesh and Node Analysis - Kirchhoff's laws, Star and Delta conversion, source transformation, mesh and node analysis of electric circuits, response of the network by differential equation and Laplace transform method, initial conditions in the network.

Network Theorems - Thevenin's theorem, Norton's Theorem, Superposition, Millman theorem, Maximum power transfer theorem, and Reciprocity theorem, Tellegen theorem and Substitutions theorem.

Unit II – Coupled Circuit, Waveform Synthesis and Graph Theory

Coupled Circuit – Dot convention and magnetic coupling

Waveform Synthesis – Standard signals, unit step function, ramp function, impulse function, initial and final value of $f(t)$ from $F(s)$, the convolution integral.

Graph Theory - Concept of a network graph, twigs and links, trees, co trees, formation of incidence matrix, cut-set matrix, tie-set matrix and loop currents, analysis of networks, network equilibrium equation, duality, network transformation

Unit III - Network Function and Frequency Response Plots

Network Function - Network function for one port and two port, the calculation of network functions - ladder networks and general networks, pole and zero of network functions, restrictions on pole and zero locations for driving point functions, restrictions on pole zero locations, time domain behavior from the pole and zero plot, stability of active networks.

Frequency Response Plots- Magnitude and Phase plots, Root Loci, Bode Diagrams, Nyquist- Stability Criterion

Unit IV -Two Port Network Analysis

Relationship of two port variable, Z-parameters, Y- parameters, Hybrid parameters, ABCD parameters, conditions of reciprocity and symmetry, inter-relationship between parameter of two port network, different types of interconnections of two port networks.

Unit V- Network Synthesis

Concept, Procedure of Synthesis, Reactive Networks, Properties of Expressions of Driving point Admittances of L-C Networks, Pole-Zero Interpretations in L-C Networks. L-C Networks Synthesis-Foster's Canonic Form (First and Second Foster form), Significance of Elements in the Foster form, Cauer Canonic form of Reactive Networks-First and Second form of Cauer Networks, Applicability of Foster and Cauer forms, R-L & R-C Network Synthesis by Foster form,

Syllabus revised & approved by Board of Studies in Electronics on 5th Jan., 2019

AB Teem

Identification of foster form , Identification of Admittance, R- L& R-C Network Synthesis by Cauer form, Identification of Admittance Function in Cauer form, Determination of end elements in Foster and Cauer R-L & R-C Networks.

TEXT BOOKS

1. Networks and System - D. Roy Choudhary, New Age International
2. Network Analysis: M.E. Van Valkenburg.PHI
3. Circuit theory (analysis and synthesis) - A. Chakrabarti, Dhanpat Rai and co.
2. Network Synthesis: M.E. Van Valkenburg.PHI

Paper 2 - Microprocessor and C++ Programming

Max. Marks: 80, Min. Marks: 16

1. Student should be allowed to use Non Programmable Scientific Calculator in Examination hall

Unit I - Micro-Computer System & 8085 Microprocessor Architecture

Microcomputer System & its operation- Overview of a basic Microcomputer structure and operation, Ideal microprocessor, Microprocessor evolution and types, Microprocessor initiated operation & Bus organization, internal data operation & registers, peripheral initiated operation.

Memory- Memory organization, memory map, memory & instruction fetch, types of memory. Interfacing Devices - Tri-state devices, buffer, decoder, encoder, latch.

Microprocessor Architecture - Introduction to 8085 Microprocessor, pin diagram & its function, bus timing, Demultiplexing of address & data Bus, generation of control signals, microprocessor architecture of 8085, decoding & execution of an instruction, memory interfacing, timing diagram of memory, read & write cycle.


Unit II - Instruction Set & Programming of 8085, Stack & Subroutines

Instruction classification, instruction format, addressing modes, basic instructions and

simple programming ,Additional Instructions - DAA, DAD, LHLD.SHLD, PCHL, STC, XCHG, XTHL and programming, Code Conversion - BCD to Binary, Binary to BCD, Binary to ASCII, ASCII to Binary.

Stack & Subroutines - Concept of stack, PUSH/POP instruction, illustrative example, Concept of subroutines, call & return instruction, conditional call & return instruction, advanced subroutines concept.

Syllabus revised & approved by Board of Studies in Electronics on 5th Jan., 2019



Unit III - Counters, Time Delay, Interrupts & Interrupt Controller

Counters and Time Delay - Time delay using one register, Time delay using a register pair, flow chart & program for a hexadecimal counter and modulo 10 counter, delay calculations.

Interrupts - Interrupts of Intel 8085, hardware and software interrupts, vectored/non vectored interrupts, maskable/non-maskable interrupts, Interrupts priority concept, DI, EI, RIM, SIM instructions, pending interrupts.

Programmable Interrupt Controller - Architecture of 8259, initialization command words (ICW's), operational command words (OCW's), 8259 interrupts mode, simple initialization program for 8259.

Unit IV - Data Transfer & Peripheral Interfacing Devices, Co-processor

Format of data transfer, modes of data transfer, microprocessor controlled data transfer, peripheral control data transfer, peripheral I/O instruction, serial I/O lines, SOD and SID.

Programmable Peripheral Interfacing Devices - Programmable keyboard / display interface – 8279, Programmable peripheral interface – 8255, Programmable interval timer – 8253, Programmable Interrupt controller – 8259, Synchronous data communication device – 8251, DMA Controller 8257, RS 232 interface. Numeric co-processor 8087

Unit V- "Object Oriented Programming"

Principles and Basic concepts, OOPs languages, Application of OOPs, Simple programming in C++, Tokens, expressions and control structures - Tokens, keyword, identifiers and constants, declaration of variables, operators in C++, manipulators, control structure.

Functions in C++ - main function, function references, return references, default arguments and constant arguments. Classes and Objects- C structures revisited, specifying class, C++ program with classes, arrays within Classes, memory allocation of objects, arrays of objects, returning objects, pointer to members, local classes.

TEXT BOOKS

1. Microprocessor Architecture Programming - Ramesh S. Gaonkar & Application with 8085/8080 Penram Int. Pub2
2. 0000 to 8085: Introduction to Microprocessors for Engineers and Scientists, 2nd ed. Ghosh & Sridhar PHI
3. Fundamentals of Microcomputer & Microprocessor r - B.Ram, Dhanpat Roy Pub.
4. Object Oriented Programming E - Balaguruswamy with C++ Second Edition

Syllabus revised & approved by Board of Studies in Electronics on 5th Jan., 2019



FM Modulators and Transmitters - Method of frequency modulation – Direct method – reactance modulator (FET and varactor diode method), Indirect Method, pre-emphasis and de-emphasis

FM Demodulators and Receivers – Super heterodyne FM receiver – block diagram, amplitude limiter, FM demodulator –phase discriminator, ratio detector, PLL demodulator. Comparison of AM, FM and PM, , frequency division multiplexing(FDM).

Unit IV - Pulse Modulation System

Pulse Amplitude Modulation - Natural Sampling, flat top sampling, equalization signal recovery to holding, PAM modulator and demodulator. Pulse time modulation (PTM)- Generation of PTM signals, PTM modulator and Demodulator, time division multiplexing (TDM).

Pulse Code Modulation- Quantization of signals, quantization error, pulse code modulation (PCM), companding, Bandwidth of PCM System, Noise in PCM System, Differential pulse code modulation, Delta modulation, Adaptive Delta modulation.

Digital Modulation Techniques - Introduction, Binary Phase Shift Keying (BPSK), Differential Phase Shift Keying (DPSK), Quadrature Phase Shift Keying (QPSK), Quadrature Amplitude Shift Keying (QASK) and Binary Frequency Shift Keying (BFSK).

Unit V – Monochrome and Colour Television

Elements of a TV System - Concept of Picture and sound transmission and reception, Flicker, Composite Video Signal, signal transmission and Channel bandwidth, Monochrome picture tube, Television Camera tube - Vidicon and CCD. Monochrome TV transmitter and receiver (Block Diagram), Essentials of Colour TV - Three Colour theory, Luminance, Hue and saturation, Triniton Colour Picture tube, Block diagram of Colour TV transmitter and receiver, PAL Colour TV System. CCTV, HDTV, CATV and DTH, Concepts of Home Theatre

TEXT BOOKS

1. Principles of Communication Systems - Taub & Schilling, TMH
2. Principles of Communication Systems - George Kennedy, TMH
3. Communication System- Analog and Digital - R.P.Singh & S.D. Sapre TMH
4. Radio Engineering - G. K. Mithal G.K. Pub.
5. Monochrome and Colour Television - R.L. Gulati, New Age International, Wiley Eastern Ltd. New Delhi.
8. Advanced Electronic Communication Systems: Tomasi PHI
9. Television Engineering – A.M. Dhake, TMH
10. Electronic communication, Roddy and Coolen, PHI, New Delhi,

Syllabus revised & approved by Board of Studies in Electronics on 5th Jan., 2019

ELT 204 Paper 4 - Electromagnetic Plane Wave, Transmission Lines and Microwave Devices

Max. Marks: 80, Min. Marks: 16

1. Student should be allowed to use Non Programmable Scientific Calculator in Examination hall

UNIT I - Electromagnetic Plane Wave

Electromagnetic Plane Wave - Electron motion in electric field, electron motion in magnetic field, electron motion in electromagnetic field, electric and magnetic wave equations, Maxwell equation, Poynting theorem, uniform plane wave and reflection, uniform plane wave propagation in free space and lossless dielectric, plane wave propagation in lossy media, Ionospheric propagation, conductors and dielectrics, skin depth, polarization, phase velocity and group velocity.

UNIT II - Transmission Lines and Antennas

Transmission Line - Basic equation, reflection and transmission coefficient, standing wave and standing wave ratio, line impedance and admittance, Determination of characteristics impedance, Fundamental of Smith Chart, Impedance Matching: Single and Double Stub Matching, microwave Coaxial Connectors.

Antennas - The Radiation mechanism, Current and Voltage distribution, Antennas gain, Antenna resistance, Bandwidth, Beam width and Polarization, effects of Antenna height, Dipole arrays, Folded dipole. Microwave Antennas - Parabolic reflector, Horn and Lens antenna, Special purpose antennas - Yagi, Log periodic and Loop antennas


UNIT III - Microwave Waveguides and Components

Waveguides - Rectangular Wave guide - TE and TM modes, power transmission, excitation in rectangular wave guide, circular wave guides - TE, TM and TEM mode, **Microwave Components** - Waveguide Tee - E-plane tee, H-plane tee, Hybrid tee, scattering parameters (s-matrix), circulators, isolators, directional couplers.

UNIT IV - Microwave Sources and Measurements

Microwave Sources - Reflex Klystron - principle of operation of velocity modulation, power output and efficiency, electronic admittance, Cylindrical Magnetron - principle of operation, equation of electron motions, cyclotron angular frequency, power output and efficiency.

Syllabus revised & approved by Board of Studies in Electronics on 5th Jan., 2019



Microwave measurement techniques, - Microwave bench, precautions, power measurement, bolometric method, attenuation, VSWR, impedance, frequency and Q of the cavity, standing wave measurements, impedance measurement, cavity resonator, dielectric measurements.

UNIT V - Microwave Semiconducting and Avalanche Transit -Time Devices
Microwave Semiconducting Devices

Microwave Transistor – Microwave Bipolar Transistor – principle and amplification phenomenon, power frequency limitation, Microwave Tunnel Diode – principle and characteristics of microwave tunnel diodes, JFET operation and characteristics. Microwave integrated circuit design, introduction, hybrid microwave integrated circuits (HMIC), monolithic microwave integrated circuit (MMIC), MIC materials, substrate material, conductor material, dielectric materials, resistive films, types of MIC'S, microwave monolithic integrated circuits (MMIC'S).

Transferred Electron Devices – Gunn Effect Diodes, GaAs diode Ridley Watkins Hilsum (RWH) theory – Differential negative resistance

Avalanche Transit -Time Devices - Read Diode - Avalanche multiplication, carrier current and external current, output power and quality factor. IMPATT Diodes and TRAPATT Diodes- Principles of operation, power output and efficiency

TEXT BOOKS

1. Microwave Devices and Circuits – Samuel Y. Liao, PHI Pub
2. Microwave Engineering – Annapurna Das, Sisir K. Das, Tata Mc Graw Hill.
3. Microwave and Radar Engineering - M. Kulkarni, Umesh Publication
4. Electronic Communication Systems - George Kennedy, 3rd Edition TMH
5. Introduction to electrodynamics by David J. Griffiths , PHI
6. Elements of engineering electromagnetics by Narayana Rao, PHI



PT. RAVISHANKAR SHUKLA UNIVERSITY, RAIPUR
SYLLABUS PRESCRIBED FOR THE EXAMINATION OF

M. Sc. Electronics

July-Dec 2020

Semester III

ELT 301 Paper - 1 Advanced Microprocessor and Interfacing

Max. Marks: 80, Min. Marks: 16

1. Student should be allowed to use Non Programmable Scientific Calculator in Examination hall

Unit – I Architecture & Instruction set for 8086: Architecture and pin configuration

of 8086, Instruction Format; Addressing modes, Data Transfer Instruction; Arithmetic Instructions; Branching and Looping Instructions, NOP and Halt, Flag Manipulation Instructions; Logical, Shift and Rotate Instruction. Byte and String Manipulation: String Instructions; REP Prefix, Table Translation, Number Format conversions. Assembler, Directives and Operators; Assembly Process; Translation of assembler Instructions, Programming of microprocessor 8086

Unit – II System Bus Structure

Basic 8086/8088 system bus architecture, Minimum mode Configuration, Maximum mode configuration; memory interfacing with 8086/8088 in minimum and maximum mode; System Bus Timings, Bus Standards, Interrupts of microprocessor 8086 . Numeric co-processor 8087- Register Set of 8087, Architecture or 8087, Interconnection of 8087 with CPU.

Unit – III Architecture of Interfacing Devices

Programmable interrupt controller (PIC) 8259, Programmable DMA Controller (8257). (Architecture and Functioning only) 8-bit ADC and DAC, Programming for Interfacing of 8253/8254, 8251, 8279, ADC and DAC with 8086.

Unit – IV Architecture of 32 bit Microprocessors

Intel 80386 Architecture –Special 80386 Registers –Memory management – interrupts and exceptions – management of tasks –Real, protected and virtual 8086 mode-Introduction to 80486 microprocessor – Architecture ; Comparison

Syllabus revised & approved by Board of Studies in Electronics on 5th Jan., 2019

with 80386 processor. Intel 80286- Features of 80286, Internal Architecture. 80287 math co-processor.

The IBM PC Motherboard and Drives - Motherboard Components, System Resources,

ROM BIOS Services

Drives - Principles of Magnetic Storage, Floppy Disk Drive, Hard Disk Drive, IDE Interface, SCSI Interface, CD-ROM Drive, BIOS Disk Drive Services.

Unit-V High End High Performance Processors

Instructions level Parallelism and Superscalar processors, Advanced Design features, Pentium IV, Power PC, Concept of Pentium Dual Core and Core 2 Duo processors. Mobile Phone Processors IA 64 Architecture - General organization, Predication, Speculation and Software pipelining, Itanium organization, TRIPS (Tera-op, Reliable, Intelligently adaptive Processing System), Future trends in high performance processors.

TEXT BOOKS

1. Microcomputer System-The 8086/8088 Family, Architecture, Programming & Design - Y. U. Cheng Liu & A. Gibson, PHI.
2. Microprocessor & Interfacing - Douglas V. Hall, Tata McGrawHill.
3. The Intel Microprocessor - Barry & Barry, PHI
4. Advance microprocessors and peripheral - Roy and Bhurchandi, PHI
5. Computer Organisation & Architecture - William Stallings, Pearson
6. The Intel Microprocessors 8086/8088, 80186/80187, 80286, 80386. 80486.
7. Pentium Processors - Architecture, Programming and interfacing, PHI, B.B. Brey

ELT 302 Paper 2-Data Communication, Mobile and Wireless Communication

Max. Marks: 80, Min. Marks: 16

1. Student should be allowed to use Non Programmable Scientific Calculator in Examination hall

Unit I- Data Communication

Data Signal, Signaling & Data Transmission Media, Communication Mode-Half Duplex/Full Duplex, Data Communication System-Synchronous/Asynchronous Transmission, Serial/Parallel Data, Switching & Multiplexing-Circuit Switching, Message Switching, Packet Switching, Network Topology-Bus/Star/Ring/Mesh Topology, LAN, OSI Reference Model, Network Protocol(TCP/IP).

Syllabus revised & approved by Board of Studies in Electronics on 5th Jan., 2019

Unit II- Introduction to Mobile and Wireless Devices

Mobile and wireless devices, history, applications wireless transmission, frequencies for radio transmission, regulations, signals, antennas, signal propagation, multiplexing, modulation, wireless LANs and wireless WANs, spread spectrum, FHSS and DSSS spread spectrum technology, cellular systems, medium access control, specialized MAC.

Unit III- Telecommunications and Broadcast Systems

GSM, mobile services, system architecture, GSM subsystems, GSM communication frame, localization and calling, handover, security, new data services, satellite systems applications, GEO, LEO, MEO, routing, localization, broadcast systems, cyclic repletion of data.

Unit IV- Wireless Networks and others 3G Technologies

Wireless LAN, infrared v/s radio transmission, infrastructure and adhoc networks, IEEE 802.11, architecture (details of protocol not required), DFWMAC schemes, MAC frames, MAC management, roaming, HIPERLAN (just basics, frame and protocol details not required), Bluetooth, applications, physical layer, modes MAC layer, packet format, networking security, link management, brief discussions (frame details and protocols not required) on GPRS, DECT, TETRA, UMTS, IMT-2000, CDPD.

Unit V- Mobile Network and Transport Layers

Mobile network layer, requirements, entities, IP packet delivery, agent advertisement and discovery, registration, encapsulation and tunneling, optimization, messages, reverse tunneling, IPv6, DHCP, Mobile IP, DHCP, ad-hoc networks, mobile transport layer, traditional TCP, indirect TCP, snooping TCP, mobile TCP, fast transmit/fast recovery, transmission/time out freezing, selective retransmission, transaction oriented TCP.

TEXT BOOKS

1. Data Communication & Networking - Behrouz A Foruzon.
2. Wireless communications and networking" William Stallings, PHI
3. Data and Computer Communications – By William Stallings., 7th Ed., PHI
4. Mobile communications"-by Johan schiller, PEA, 2nd ED
5. Mobile and personal communications systems and services" Rajpandya, PHI
6. Computer Networks - Tanenbaum, PHI.
- 7 Data Communications and Distributed Networks, 3rd ed. Black PHI
- 8 Computer Networks: Protocols, Standards and Interfaces, 2nd ed. Black PHI

Syllabus revised & approved by Board of Studies in Electronics on 5th Jan., 2019

ELT 303 Photonics

[The students may either choose Paper III Photonics or Optional Paper III Instrumentation and Measurement.]

Max. Marks: 80, Min. Marks: 16

Student should be allowed to use Programmable Scientific Calculator in Examination hall

Unit I- Optical Radiation

Theory of Light, Light as Electromagnetic wave, Polarization of Light, Principle of superposition, Interference, Diffraction, Scattering, Photon nature of light, Light wave in homogeneous medium, Plane Electromagnetic Wave, Maxwell's Wave equation and Diverging Waves.

Unit II - Radiometry & Photometry

Photometry and radiometry-quantities and units, colourimetry- chromaticity coordinates UCS diagrams, colour temperature, visual basis of colourimetry, Human eye and color deficiency, color vision model, Radiant Power & Radiant Energy, Units of Light, Units related to transmitter and receiver, Lambert Law, Fresnel's Equations, Amplitude, Reflection and Transmission Coefficient,

Unit III - Photovoltaic Devices

Introduction, Solar Energy Spectrum, Photovoltaic Device Principles, p-n junction Photovoltaic I-V Characteristics, Solar Cell parameters, Series resistance & equivalent circuit, Homojunction Solar Cells, Heterojunction Solar Cells, Thin Film Solar Cells, Material requirements

Unit IV- Non Linear Optical processes

Introduction, Second Harmonic Generation, susceptibility tensor, phase matching, propagation of EMW through second order nonlinear media, experimental technique in study second order non linearity Self Focussing and Defocussing, Optical Parametric Interactions, Chirped pulse amplifier, parametric oscillations, Optical Mixing, Four Wave Mixing, Multiphoton Absorption.

Unit V -Advances in Photonics

Raman Scattering, Photorefractive effect, Optogalvanic effect, Photothermal Deflection effect, Photorefraction in diffusing medium, Squeezed state, Optical Solitons, Optical Bistability, Optical interconnect, Photonic switches, Optical Computers, Ultrafast phenomena

Syllabus revised & approved by Board of Studies in Electronics on 5th Jan., 2019

TEXT BOOKS

1. Optical Electronics - Ghatak Thyagarajan, University Press
2. Optoelectronics An Introduction: Wilson & Hawkes PHI
3. Optoelectronics & Photonics S.O.Kasap, Pearson
4. Optoelectronics Devices & Systems - S.C. Gupta, PHI Publication
5. Photonics Sasi Kumar PHI

Optional Paper –3 Instrumentation and Measurement

Max. Marks: 80, Min. Marks: 16

1. Student should be allowed to use Non Programmable Scientific Calculator in Examination hall

Unit I-Concept of Measurement

Basic concept of Measurement, Performance & Static Characteristics, Error in Measurement, Types of Errors-Gross, Systematic & Random, Dynamic Characteristics, Zero Order, First Order, & Second Order System, Real Time Element, Specification & Testing of Dynamic Response.

Unit II- Transducers

Fundamental Concept & Transducers Classification Resistance, Capacitance, inductance, Piezoelectric, Thermoelectric, Hall effect, Techogenerator, Optical & Digital Transducers, Measurement of Displacement, Velocity, Acceleration, Force, Torque, Strain, Speed & Sound, Temperature, Pressure, Flow, Humidity, Thickness.

Unit III- Instrumentation Electronics

Instrumentation Amplifiers, Basic Characteristics, D.C. Amplifiers, Isolation Amplifiers, Feedback Transducers system, feedback Fundamentals, Inverse Transducers, Temperature Balance System.

Signal Processing Circuits-Phase Sensitive Detection, Absolute Value Circuit, Peak Detector, Sample & Hold Circuit, RMS Converter, Logarithmic Amplifier, Frequency to Voltage & Voltage to Frequency Converter, waveform Generators, Lock in Amplifiers, SMPS, UPS.

Unit IV-Measuring Instruments

Measuring Instruments- Measurement of R, L, C Bridge, Voltage, Current, Energy, Frequency/Time, Block diagram, working principle and procedure of operation of Digital Voltmeter, Digital Multimeters, Digital Frequency Meter, Q-Meter, Digital Storage Oscilloscope

Syllabus revised & approved by Board of Studies in Electronics on 5th Jan., 2019



Electrometer, Spectrum analyzers, Impedance analyzer, Network analyzers, Logic analyzer, Semiconductor parameter analyzer

Unit V-Biomedical Electronic Instrumentation and Measurements

Introduction to biomedical instrumentation, sources of bioelectric potentials, electrodes-electrode theory, biopotential electrodes, biochemical transducers, cardiovascular measurements- electrocardiography, measurement of blood pressure, blood flow and heart sound, plethysmography, the elements of intensive care monitoring; calibration and reparability of patient monitoring equipment, pace makers.

TEXT BOOKS

1. Instrumentation Devices & Circuit System -Rangan,Sharma& Mani,
2. Transducers& Instrumentation -D.V.S.Murthi.PHI
3. Biomedical instrumentation and measurements – Leslie Cromwell, Fred J. Weibell, Erich A. Pfeiffer
4. Electronic Instrumentation - H. S. Kalsi, 2nd Edition, tata Mcgraw Hill
5. Electronic Instrumentation and Measurements Bell PHI

ELT 304 Paper 4- Power Electronics, Information Theory and Coding

Max. Marks: 80, Min. Marks: 16

1. Student should be allowed to use Non Programmable Scientific Calculator in Examination Hall

Unit I- Thyristors,Controlled Rectifiers and Commutation Techniques

Thyristors – Thyristor Characteristics, Two- transistor model of Thyristor, Turn ON

and Turn OFF of Thyristor, di/dt protection, dv/dt protection, Type of Thyristors, Series operation and Parallel operation of Thyristors, Thyristor Firing Circuits, Unijunction Transistor. Controlled Rectifiers – Single Phase semiconverter with RL load, Single Phase full converter with RL load

Thyristor Commutation Techniques – Natural Commutation, Forced Commutation, Self Commutation, Complementary Commutation, External Pulse Commutation,

Unit II- AC Voltage Controllers, DC Choppers and Inverters

Syllabus revised & approved by Board of Studies in Electronics on 5th Jan., 2019

AC Voltage Controllers –Introduction, Principle of ON-OFF control, Principle of Phase control, Single Phase bi-directional controllers with inductive loads, Cycloconverters.

C Choppers – Principle of operation, Classification of Choppers – Class A, Class B, Class C, Class D and Class E Choppers.

Inverters–Introduction, classification of Invertors, Single phase, full bridge Voltage source inverter with RL load,

Unit III- Power Drives- DC Motor and AC Motor

DC Motor – Basic Characteristics, Speed control of DC motors – Armature voltage, Armature Resistance and Field flux controls, Solid state speed control of DC motor – Single Phase half wave converter, Single phase full wave converter.

AC Motor (Induction Motor) – Construction & Principle, Speed control of Induction motor – Stator voltage, Stator frequency, Pole changing, Rotor resistance and Slip power recovery control, Basic Construction and principle of Stepper motor

Unit IV – Power conditioners:

EMI/ RFI filter, CVT, Voltage regulators, Solid state regulators, UPS online & OFF line, reliability of UPS system. Batteries used for UPS, Important terms related to the UPS System & comparison of UPS system.

Applications of Power Electronics: Electronic ballast, Power factor correction, Induction heating, Dielectric heating.

Unit V – Information Theory :Introduction, Unit of Information, Entropy, Rate of Information, Joint Entropy and Conditional Entropy, Mutual Information, Channel Capacity-noise-free channel, symmetric channel, Binary Symmetric channel & cascaded channel, Shannon's Theorem, Continuous Channel, Capacity of a Gaussian Channel: Shannon Hartley Theorem, Bandwidth S/N Trade-off.

Coding – Introduction, Coding Efficiency, Shannon-Fano Coding, Huffman Coding, Error-Control Coding, Block Codes, Convolution Codes.

TEXT BOOKS

1. Power Electronics - Muhammad H. Rashid, Prentice Hall of India, Second Edition, New Delhi
2. Power Electronics - A.K. Gupta & L.N. Singh, Dhanpat Rai Publishing Company, 1st Edition
3. Power Electronics - J. Asger, PHI Publication.
4. Communication System - R.P. Singh & S.D. Sapre TMH Analog and Digital
5. Power Electronics - R.M. Jalnekar & N.B. Pasalkar

Syllabus revised & approved by Board of Studies in Electronics on 5th Jan., 2019

6. Pspice Simulation of Power Electronic Circuits: Raymond Ramshaw
8. Communication Systems-Simon Haykin, John Wiley & sons, NY, 4th Edition
9. Information theory- F.M Reza, McGraw Hill
10. A Text book of Electrical Technology (Volume –II) - B. L. Thereja & A K Theraja, S Chand & Co. Ltd (2006)
11. Principles of Electrical Machines- V K Mehta & Mehta, S Chand & Co. Ltd (2006)
12. Electrical Machines – A Hussain, Dhanpat Rai & Co

PT. RAVISHANKAR SHUKLA UNIVERSITY, RAIPUR
SYLLABUS PRESCRIBED FOR THE EXAMINATION OF
M. Sc. Electronics
Semester-4
(Jan-June 2021)

ELT 401 Paper 1 -Digital Signal Processing

Max. Marks: 80, Min. Marks: 16

1. Student should be allowed to use Non Programmable Scientific Calculator in Examination hall

Unit I- Discrete Time Signals, Systems and Z-Transform

Discrete Time Signals, Systems-An introduction to analog signal processing, Discrete time signals & systems- discrete time signals (sequences), Linear shift, Invariant systems, Stability & Casuality, linear constant coefficient Differential equations, Frequency domain representation of discrete time systems & signals, Sampling of continuous time signals.

Z-Transform- Introduction, Z-transforms (of finite length sequences, Right sided, left

sided & two sided sequences) Inverse Z-transform, Z-transform theorems & properties – Region of convergence of rational Z-transform, Linearity, Shift of a

Syllabus revised & approved by Board of Studies in Electronics on 5th Jan., 2019

sequence, multiplication by an exponential sequence, Initial value theorem, Convolution of sequences, system functions.

Unit II-Discrete Fourier Transform

Discrete time fourier transform (DTFT), Representation of periodic sequence - Discrete Fourier series(DFS), Properties of the Discrete Fourier series- Linearity, Shift of a sequence, symmetry properties, periodic convolution; Fourier representation of finite duration sequences- The Discrete Fourier transform(DFT), Properties of discrete Fourier transform - Linearity, Circular shift of a sequence, Symmetry Properties, Circular convolution, Linear Convolution using the Discrete Fourier Transform.

Unit III- Fast Fourier Transform and Network Structures

Fast Fourier Transform (FFT), Inverse DFT, Radix FFT.

Signal Flow Graph Representation of Digital Network, Matrix Representation of digital

Networks, Basic network structures for IIR systems (Direct form, cascaded form, and parallel form) Transposed forms, Basic network structures for FIR systems (direct form, cascaded form).

Unit IV- Digital IIR filter

Digital filter design techniques, design of IIR digital filters from analog filters, impulse invariance, Bilinear Transformation, Design examples: Analog-Digital Transformation – Digital Butterworth Filters (impulse invariance, bilinear transformation), Digital Chebyshev filters (impulse invariance, bilinear transformation), Comparison of IIR and FIR Digital Filters.

Unit V- Digital FIR filter

Finite impulse response (FIR) Filter Design, Rectangular, Triangular, Hanning, Hamming, Blackman and Kaiser Window, Linear phase and Optimal Filter .



Application Digital Signal Processing-speech processing, speech analysis- short term Fourier analysis, cepstral analysis & linear predictive analysis, speech coding, channel vocoder

TEXT BOOKS

1. Digital Signal Processing - A.V. Oppenheim & Schafer. PHI
2. Discrete Time Signal Processing - A.V. Oppenheim & Schafer. PHI
3. Digital Signal Processing - Johny Jonson, Pearson PHI
4. Digital Signal Processing - Proakis
5. Digital Signal Processing -Vallavaraj, Salivahanan, Ghanapriya, THM

ELT 402 Paper 2-Optical and Satellite Communication

Syllabus revised & approved by Board of Studies in Electronics on 5th Jan., 2019

Max. Marks: 80, Min. Marks: 16

1. Student should be allowed to use Non Programmable Scientific Calculator in Examination hall

Unit I-Optical Fibers Optical fiber theory and applications, advantages and disadvantages, parameters and types of optical fibers, Propagation of light through optical fiber, single mode step index fiber, multimode step index fibers, multimode graded index fibers, Comparison of Three types of Optical fibers, Acceptance angle and acceptance cone, Numerical Aperture, construction of optical fiber cables,

Transmission Characteristics of Optical Fiber: Attenuation in Optical Fibers, loss mechanisms - absorption and Rayleigh scattering, Radiation losses, Wavelength dispersion, intermodal and intramodal, Bending losses, Coupling losses: misalignment and mismatch losses

Unit II- Principle of Optical Communication

Optical Fiber Communication System Block Diagram

Optical sources: Heterojunction LED, Edge emitting LEDs, Injection Laser LEDs

Light Detectors: PIN Diode and Avalanche Photodiode, Structure of In, GaAs APDs Characteristics of Light Detectors, Connector types and splices, Optical Fiber System Link Budget, Optical fiber manufacturing processes. Optical fiber testing and parameter (cut off

Wavelength, loss per unit length, numerical aperture, bending loss, connector/splice loss) measurement

Unit III- Optical Fiber Communication Systems and Applications

Typical Fiber Optic Communication System, Optical Transmitter, Optical Receiver, Optical Repeaters, Optical Amplifiers, semiconductor optical amplifiers, EDFA, Raman Amplifier. Basic idea of WDM and DWDM systems, System Architecture: Point to point link, Distributed Network, AN Fiber Optic Sensors in Health care, Optical Computing, Optical Logic Gates

Unit IV-Satellite Communication - I

Satellite Communication – Introduction, Kepler's laws, orbit, Power systems, Satellite Frequency Allocations and Band Spectrum, Elements of a Satellite Communication System, Active and Passive Satellites, Modem and Codec, Communication Satellite Link Design – General Link Design Equations, Effective Isolated Radiated Power (EIRP), System Noise Temperature, C/N and G/T ratio, Atmospheric and Ionosphere Effects on Link Design, Uplink Design, Complete

Syllabus revised & approved by Board of Studies in Electronics on 5th Jan., 2019

Link Design, Interference Effects on complete link design, Earth Station parameters.

Unit V- Satellite Communication - II

Satellite orbits – synchronous orbit, orbital parameters, Satellite location with respect to the earth, Look Angles, Earth coverage and Slant range. Satellite Transponder model, Satellite RF Front End, Satellite Carrier Processing, Antenna – Antenna parameters, Gain, Resistance, Bandwidth, Beam-width and polarization, Parabolic antenna, Application of Satellite Communication in Television - Direct Home Broadcast, Telephone services and Data Communication.

TEXT BOOKS

1. Optical Fiber Communication -G. Keiser, Mc. Graw Hill
2. Fiber Optics Communication -D. C. Agrawal
3. Satellite Communication -D.C. Agrawal, Khanna Pub.
4. Satellite Communication -R.M. Gagliardi
5. Fundamentals of Optical Fibre Communication: Satish Kumar PHI
6. Optical fibre and Laser Anuradha De New Age International Publishers
7. Optical Fiber Communication: V.S.Bagad Technical Publications
8. Optical Fiber Communications', John Senior: PHI.
9. Electronic communications, Roddy and Coolen, PHI, New Delhi,

ELT 403 Paper 3- Automatic Control System and Artificial Neural Network

Max. Marks: 80, Min. Marks: 16

1. Student should be allowed to use Non Programmable Scientific Calculator in Examination Hall
2. Special graph paper viz. Polar graph & Semi log graph papers should be provided to the students in the examination hall.

Unit I - Fundamental of Control System

Basic Definition, Classification of Control System, Open Loop & Closed loops System, Effect of feedback on System response, Impulse Response & Transfer Function, Block diagram, Block Diagram Reduction Techniques. Signal Flow Graph-Basic Definition in SFG, Rule for SFG, Properties of SFG, Masons Gain Formula.

Unit II -Time Domain analysis and Stability of Linear Control System

Syllabus revised & approved by Board of Studies in Electronics on 5th Jan., 2019

Time Response of Continuous Data system, test Signal, Steady State Errors and error constants, Unit Step response, Time Domain specifications, time Response of first order System, Transient Response of Prototype second order System, effect of adding a zero to the system, Stability of Linear Control System-Absolute Stability, Relative Stability, Routh-Hurwitz Criterion-Ruth Tabulation, Special Cases.

Unit III- Frequency Domain Analysis and Frequency Response Plots

Frequency Domain Analysis - Frequency Response of closed loop control System, Frequency Domain Specifications of prototype Second Order System, Nyquist Stability Criterion and plot, Root Loci- basic properties, Relative Stability-Gain Margin & Phase Margin, Correlation Between Time & Frequency response, Polar Plot, Bode Plot.

Unit IV-State Variable Analysis and Controllers

State Variable Analysis and Design – Concept of state variables, state model, state model for linear continuous time system, diagonalization, solution of state equations, concept of controllability and observability, PID Controller, Theory of lag, lead and lag-lead compensators.

Unit V- Artificial Neural Network


Introduction to ANS Technology-Models of a neuron, neural networks, viewed as directed graph, feedback from neurons to ANS, **Learning and training**-Hebbian, memory based, competitive, error-correction and learning. **Assignment problem** supervised and unsupervised learning. **Network architectures-Single layered**- feed forward networks, multi-layered feed forward networks, Activation and Synaptic Dynamic. **Stability and convergence**- single layered perception - least mean square algorithm, multilayered perceptions - backpropagation algorithm

TEXT BOOKS

1. Control systems Theory & Application - Samarajit Ghosh (Pearson Edu)
2. Control System Engineering - B.C.Kuo(PHI)
3. Control Systems Engineering - I.J. Nagrath, M. Gopal
4. Artificial Neural networks - B. Yagna Narayan
5. Neural Computing -Philip D. Wasserman
Theory and practice -Vannostrand Reinhold

ELT 404 Paper 4 – Embedded Systems and Microcontrollers

Syllabus revised & approved by Board of Studies in Electronics on 5th Jan., 2019



Max. Marks: 80, Min. Marks: 16

1. Student should be allowed to use Non Programmable Scientific Calculator in Examination hall

Unit I- Introduction to Embedded systems:

Introduction, Application Areas, Categories of embedded systems, Overview of embedded systems architecture, Specialties of embedded systems, challenges and issues in embedded software development Recent Trends, hardware architecture, Software architecture, Application software, Communication Software, core platform development, boot sequence, development/testing tools.

UNIT – II

Introduction to Microcontrollers – Microprocessors and Microcontrollers - Introduction to Intel 8051/8751/8031 Microcontrollers – Architecture, Internal diagram, Data memory, Interrupt Structure, I/O ports, Timer / counters, Serial ports and Registers, Addressing modes.

Interfacing of Peripherals with 8051 Microcontroller - Interfacing of EPROM's, RAM's, PPI 8255, Programmable Interval Timer -8253/54, Display/Key Board Controller - 8279, interfacing of 8 bit A/D and D/A converters.

Unit III

Instruction set, 8051 assembly language programming , internal structure of 8051, power resetting, built up RAM and ROM, I/O Programming and Addressing modes.

Applications of 80C51 Microcontrollers - Interfacing of LCD Modules, Stepper Motors. System Design with 89C51 to monitor frequency, voltage, displacement, Temperature, speed, traffic light control system with s/W development.

UNIT – IV

Counter and time details, counter and timer programming using 8051, interrupt programming, types of interrupt. Asynchronous serial communication, data programming, RS232 standard, RS422 standard, 1488 and 1489 standard, GPIB, max 232 driver, serial communication programming


Unit - V

PIC Microcontrollers – Introduction to PIC 16C6x/7x family microcontrollers, Architecture, Registers, Register File Structure, Addressing Modes, Instruction set. Interrupt

Structure, Timers, Counters, I/O Port Concepts, Peripheral Interfacing and Applications,

Features of RISC architectures, CISC and RISC architecture comparison, advantages of RISC, Power saving methods

Syllabus revised & approved by Board of Studies in Electronics on 5th Jan., 2019



TEXT BOOKS

- 1.8051 Programming, Interfacing and Applications -K.J. Ayala, Penram Pub
- 2.8051 Microcontroller and Embedded systems -Muhammad Ali Mazidi & Janice Gillispie mazidi
3. Embedded systems - Raj Kamal, TMH
4. Embedded/Real Time Systems – Dr.K.V.K.K.Prasad, dreamtech Press.
5. Design with PIC Microcontrollers – John B.Peatman, Pearson Education Asia
6. PIC Microcontrollers: An Introduction to Microelectronics, Martin P. Bates, Elsevier.

BOOK FOR REFERENCE:

1. Intel Embedded Microcontrollers and Processors Vol. I



ELP 105 LAB COURSE "A"- ANALOG ELECTRONICS LAB

M.Sc. Electronics



July-Dec 2019

Semester I

Max. Marks: 100, Min. Marks: 20

1. To study the Astable and Monostable Multivibrator using IC741.
2. To study the RC Phase Shift Oscillator by determining its frequency of oscillation and Compare calculated and observed frequency.
3. To study the Schmitt Trigger using transistor and IC7413 by observing the output Waveform.
4. To study the Colpitt Oscillator, determine its frequency of oscillation and compare the Calculated and observed frequency.
5. To study the Negative Feedback Amplifier by measuring closed loop gain and gain bandwidth product.
6. Verification of following network theorems (1) Superposition (2) Thevenin's (3) Norton's theorem.
7. To study and plot the MOSFET characteristics.
8. To study the Active Band pass filter and calculate its (1) Bandwidth: - Lower cutoff & upper cutoff frequency. (2) Quality factor.
9. Construct a Wein Bridge Oscillator and determine its frequency of oscillation and compare calculated and observed frequency.
10. To study the Active Low pass filter and to evaluate: -
(1) Cutoff frequency, (2) Band pass gain, and (3) Plot the frequency response.
11. To study the Clipping circuits as positive and negative logic.
12. To study the Clamping circuits as positive and negative logic.
13. To Study the phototransistor characteristics.
14. To study the comparison of Schmitt trigger and phototransistor.
15. Verification of the Maximum Power Transfer theorem.

Syllabus revised & approved by Board of Studies in Electronics on 5th Jan., 2019



16. To study the characteristics of JFET (Junction field effect transistor) in common source configuration & evaluate— 1. AC drain resistance, 2. Amplification factor and 3. Drain Resistance.
17. To study the operation of Class B Amplifier.
18. To study the Z parameter of a passive Two Port Network.
19. To study the Op – Amp as voltage to current converter.
20. To study of characteristics of NPN transistor in common emitter configuration and evaluate— 1. Input resistance, 2. Output resistance and 3. Current gain.
21. To study the Active High pass filter and to evaluate:--
 - (1) Low cutoff frequency, (2) Bandpass gain, and (3) Plot the frequency response.

Any other experiment of equal standard relevant to syllabus can also be set.

Note: -Students have to perform at least 15 experiments from the above list.

Reference Books

- 1 .Laboratory Experiments and PSPICE Simulations in Analog Electronics Maheshwari & Anand PHI
- 2 Laboratory Manual for Operational Amplifiers and Linear ICs, 2nd ed. Bell PHI
3. Student Reference Manual for Electronics Instrumentation Lab Wolf & Smith PHI
4. ELECTRONIC LAB PRIMER By B. Sasikala, S. Poorna Chandra S.Chand Pub



ELP 106 LAB COURSE "B"- DIGITAL ELECTRONICS LAB
M.Sc. Electronics
July -Dec 2019
Semester I

Max. Marks: 100, Min. Marks: 20

List of Experiments: -

1. Verify the following Boolean expressions--

Syllabus revised & approved by Board of Studies in Electronics on 5th Jan., 2019



i) $A + A'B = A + B$ ii) $AB + AB' = A$

iii) $AB + A'C + BC = AB + A'C$ iv) $AB + A'C = (A + C)(A' + B)$.

2. To study the operation of 4 bit binary full adder and subtractor (IC 7483) having input and

output carry bits. Add and subtract any two binary numbers of four bits.

3. To study the characteristics of C-MOS integrated circuits, verify the operation of C-MOS

Inverter/NAND gate ICs and study the voltage level of C-MOS for proper ON/OFF (logic 1 or logic 0) condition.

4. To study the interfacing of C-MOS to TTL IC's and vice-versa. Different TTL logic gates and

C-MOS logic gates with pull up resistance are provided for interfacing.

5. To study the master slave J-K flip-flop and verify truth table.

6. To study R-S/D/T flip-flops using NAND ICs and verify truth table.

7. To study the operation of shift register as serial in parallel and parallel in serial mode.

8. To study the operation of shift register as parallel in parallel and serial in serial mode.

9. To study write/read operation of digital data into semiconductor memory using IC 7489.

Store and retrieve some set of data. (RAM)

10. To study the operation and application of a modern LSI D/A converter.

Parallel binary Inputs from switches are applied to DAC, which in turn converts the binary number into a proportional output voltage.

11. To study the operation of modulo-n-counter as MOD 3 & MOD 4 and verify the Truth Table.

Syllabus revised & approved by Board of Studies in Electronics on 5th Jan., 2019

H. Steen

12. To study the operation of modulo-n-counter as MOD 8 & MOD 9 and verify the Truth Table.
13. To study the operation of a Presetable Divide by N Counter and verify its truth table.
14. To study the operation of Multiplexer IC having 16: 1 channels.
15. To study the operation of Demultiplexer IC having 1:16 channels and 4 select inputs.
16. To study the operation of BCD Up-Down Counter.
17. To study the operation of Memory programming with seven segment display.
18. To study the operation of comparison of JK flip-flops and verify the difference with
Timing diagram.

Any other experiment of equal standard relevant to syllabus can also be set.

Note: -Students have to perform at least 15 experiments from the above list.

Books:

1. Laboratory Manual for Operational Amplifiers and Linear ICs, 2nd ed. **Bell PHI**
2. Student Reference Manual for Electronics Instrumentation Lab Wolf & Smith **PHI**

ELP 205 LAB COURSE "C"- ANALOG AND DIGITAL COMMUNICATION LAB
M.Sc. Electronics
Jan-June 2020
Semester II


Max. Marks: 100, Min. Marks: 20

List of Experiments: -

Analog Communication

1. To study the operation of balanced modulator DSBSC using IC 1496.

Syllabus revised & approved by Board of Studies in Electronics on 5th Jan., 2019




2. To study the phase modulation using IC 2206 and calculate the modulation index.
3. To study amplitude modulation and demodulation and construct an AM generator and a diode detector and observe its operations under various conditions.
4. To demonstrate (i) use of 4046 PLL as an FM modulator. (ii) Use of 4046 PLL IC as an FM demodulator.
5. To study the characteristics and testing methods of TT attenuators.
6. To study the Carrier Wave (CW) operation of Klystron tube and determine its operating frequency.
7. To study the Square Wave operation of Klystron tube and determine its operating frequency.
8. To study the modes of Klystron tube.
9. To determine the frequency and wavelength of rectangular waveguide, working on TE₁₀ mode.
10. To determine the standing wave ratio (SWR) of Klystron tube.
11. To determine the Reflection Coefficient of Klystron tube.

Digital communication-

1. Study of signal sampling and reconstruction techniques and to verify Nyquist criteria and tracing.
2. Study of PAM, PWM and PPM modulation and demodulation techniques.
3. Study of TDM pulse amplitude modulation and demodulation.
4. Study of pulse code modulation and demodulation techniques.

Syllabus revised & approved by Board of Studies in Electronics on 5th Jan., 2019



5. Study of delta and adaptive-delta modulation methods.
6. Study of Phase Shift Keying Modulation and Demodulation Technique.
7. Study of Amplitude Shift Keying Modulation and Demodulation Technique.
8. Study of Frequency Division Multiplexing and Demultiplexing

Any other experiment of equal standard relevant to syllabus can also be set.

Note: -Students have to perform at least 10 experiments from the above list.

Books: Laboratory Experiments and PSPICE Simulations in Analog Electronics Maheshwari & Anand PHI

**ELP 206 LAB COURSE "D"- 8085 MICROPROCESSOR PROGRAMMING,
STUDY CARDS AND INTERFACING LAB**

M.Sc. Electronics

Jan-June 2020



Semester II

Max. Marks: 100, Min. Marks: 20

List of Experiments:-

1. Program of 8085 to add 8-bit numbers from memory & display result to C060H memory location & carry in C061 H.
2. Program of 8085 to transfer the data of 16 consecutive locations into other 16
Consecutive locations in forward order and vice versa
3. Program of 8085 to search the memory location that contained 05 H data in a string of
length of 16 byte and display it to memory location to C060 H.
4. Program of 8085 to search number of 05 H data in a string of length of 16 byte and
display it to memory location to C060 H.
5. Program of 8085 to multiply two 8-bit numbers.

Syllabus revised & approved by Board of Studies in Electronics on 5th Jan., 2019




6. Program of 8085 to divide two 8-bit numbers.
7. Program of 8085 to solve a Boolean Equation which rep. Combinational logic as follows:-

$$X = A'(B+C). D' + A.B. (D+C), A.B.C. \text{ \& D are four independent variables.}$$
8. Program of 8085 to convert BCD into its equivalent binary number.
9. Program of 8085 to convert Binary number into its equivalent unpacked BCD number.
10. Program of 8085 to count the number of Zeros, positive and negative number in a series
of 16 bytes.
11. Program of 8085 to convert Binary number into its equivalent ASCII number.
12. Program of 8085 to convert ASCII into its equivalent binary number.
13. Program of 8085 to find the largest and smallest number in a data array.
14. Program of 8085 to arrange the data array in ascending and descending order.
15. Program of 8085 to add a series of data of 16 consecutive memory location and display
the result in C060 H and carry in C061 H memory location using subroutine.
16. Program of 8085 to subtract two 8-bit data from memory location using 2's complement
method and display the result in C060 H and borrow in C061 H.

Note: -Students have to perform at least 15 Programs of 8085 from the above list.

*** STUDY OF 8255 CARD ***


1. Program 8255 in mode-O; i.e. simple I/O mode Program Port-A, Port-B, Port-C in O/P
mode, transmit data from keyboard to all the ports.

2. Repeat program no.(1), with all ports in I/P mode. Store data to M.P.U.'s registers
3. Program 8255 in B.S.R. mode. Set port-C in O/P mode Using appropriate delay set/reset
PC.
4. Program 8255 in mode-1; i.e. strobe I/O mode Program Port-A, Port-B is in mode-1 and
Port-A is in O/P mode and Port-B is in I/P mode and Port-C is used in control signal.
5. Program 8255 in mode 0 i.e. simple I/O mode. Program Port A in I/P mode and Port B in
output mode.
6. Program 8255 in mode 0 i.e. simple I/O mode/ Program Port B in I/P mode and Port A in
output mode.
7. Program 8255 in mode 0 i.e. simple I/O mode. Program Port A in I/P mode, Port B in input
mode. Read data from Port A&B, add it & display

*** STUDY OF 8253 CARD ***

8. Program 8253 in mode-0 i.e. interrupts on terminal count. Select counter c;
Read/load
lower 8-bits & then higher bits. Draw and explain the function of Gate, Out &
Clock
Signals.
9. Program 8253 in mode 1. Draw and explain the function of GATE, OUT and
CLOCK Signals.



10. Program 8253 in mode 2. Draw and explain the function of GATE OUT and CLOCK

Signals.

11. Program 8253 in mode 3 to generate square wave. Draw and explain the function of

GATE, OUT and CLOCK Signals.

*** STUDY OF LBDR CARD ***

12. Study of Buffer IC-74L8245 on L.B.D.R. Card using 8085 M.P.U. kit.

13. Study of Latch IC-74L8245 on L.B.D.R. Card using 8085 M.P.U. kit.

14. Study of LBDR as 2 & 4 decoder.

15. To access memory locations (RAM) specified by generation control signals on L.B.D.R.

card using 8085 M.P.U.

*** STUDY OF 8259 CARD ***

16. Study of master 8259 in stand-alone mode. Generate and interrupt request-using 8259

and display the respective interrupt in address field.

17. Study of 8259 in cascaded mode i.e. in 8259 as master and the other as slave. Generate

an interrupt request using 8259 and display the respective interrupt in address field.

*** STUDY OF 8251 CARD ***

18. Interface 8251 with 8085 M.P.U. and program it in asynchronous transmitter mode, use

8251 Group A.

19. Interface 8251 with 8085 M.P.U. and program it in asynchronous receiver mode, use

8251 Group A.

20. Interface 8251 with 8085 M.P.U. and program it in synchronous transmitter mode, use

8251 Group A.

21. Interface 8251 with 8085 M.P.U. and program 8251 Group A is in synchronous

transmitter mode and 8251 B is in synchronous receiver mode.

***STUDY OF 8237/57 CARD ***

22. Interface 8237 IC with 8085 M.P.U. memory to I/O transfer (Read Mode)

23. Interface 8237 IC with 8085 M.P.U. and Study memory to I/O transfer in block transfer

mode (write mode).

24. Interface 8237 IC with 8085 M.P.U. and study I/O to memory transfer in single transfer

mode (write mode)

25. Interface 8237 IC with 8085 M.P.U. and study I/O to memory transfer. In this mode data

stored at 4150H to 415AH

Note: -Students have to perform at least 5 Study Cards from the above list. PIO Card

***STUDY OF DAC CARDS ***

26. Program to demonstrate DAC as positive going staircase (or ramp) generator.

27. Program to demonstrate DAC as triangular wave generator.

28. Program to demonstrate DAC as exponential binary staircase generator.

29. Program to demonstrate DAC as R-C charging and discharging waveform.

Syllabus revised & approved by Board of Studies in Electronics on 5th Jan., 2019

***STUDY OF DYNA THUMBWHEEL CARDS ***

30. To study interfacing of Thumbwheel with microprocessor based system as Dyna-85.

***STUDY OF SERIAL DISPLAY INTERFACE CARDS ***

31. To study interfacing of Serial Display Interface Card with microprocessor based system as Dyna-85.

Note: -Students have to perform at least 2 PIO Cards from the above list

Any other experiment of equal standard relevant to syllabus can also be set.



**ELP 305 LAB COURSE "E"- OPTICAL ELECTRONICS AND PHOTONICS
M.Sc Electronics
July-Dec 2020
Semester III**

Max. Marks: 100, Min. Marks: 20

List of Experiments: -

- 1- To calculate the diameter of a pinhole using Laser.
- 2- To observe the diffraction pattern and calculate the slit width using single slit.
- 3- To determine the Grating pitch of transmission Grating.
- 4- To study the output characteristic of Phototransistor.
- 5- To study the I-V characteristic of Photodiode.
- 6- To study the I-V characteristic of LED.

Syllabus revised & approved by Board of Studies in Electronics on 5th Jan., 2019



- 7- To determine the I-V characteristics of PV module with varying radiation and temperature level.
- 8- To determine the P-V characteristics of PV module with varying radiation and temperature level.
- 9- To determine the I-V and P-V characteristics of series combination of PV module.
- 10- To determine the I-V and P-V characteristics of parallel combination of PV module.
- 11- To show the effect of variation in tilt angle on PV module power.
- 12- To study the V-I characteristics of DIAC with positive and negative biasing.
- 13- To study the Optical transducer in Optically Controlled Switching System.
- 14 To study the Optical transducer characteristics of photovoltaic cell.
- 15- To study the Optical transducer characteristics of photoconductive cell.
- 16- To study the Optical transducer characteristics of filament Lamp.
- 17- To study the characteristics of phototransistor.
- 18- To study the characteristics of PIN photodiode.

For Optional Paper Instrumentation Lab

Transducer control system Trainer kit

1. To study the characteristics of a 3 wire RTD and to observe the change in resistance as
Temperature increases (Wheatstone bridge).
2. To study the application of 2 wire RTD in a potentiometer circuit.
3. To study the application of 3 wires RTD in a Wheatstone bridge circuit.
4. To study the characteristics of thermocouple and observe the change in output voltage
with the change in temperature.
5. To study semiconductor diode as a temperature sensor.

Syllabus revised & approved by Board of Studies in Electronics on 5th Jan., 2019

6. To study transistor as a temperature sensor.
7. To study the application of thermistor in a DC wheatstones bridge circuit.
8. To study the application of thermistor in a non- inverting Op – Amp circuit.

Thyristor Application trainer

1. To study & plot the SCR characteristics.
2. To study & plot the UJT characteristics.
3. To study & plot the DIAC characteristics.
4. To study & plot the TRIAC characteristics.

Virtual Instrumentation Using National Instrument LabView Software

1. Design a Virtual Instrument of Half adder digital circuit using LabView.
2. Design a Virtual Instrument of Full adder digital circuit using LabView.
3. Design a Virtual Instrument of Half subtractor digital circuit using LabView.
4. Design a Virtual Instrument of Full subtractor digital circuit using LabView.
5. Design a Virtual Instrument. to find maximum & minimum amplitude of given waveform using LabView.
6. Design a Virtual Instrument to convert Analog waveform to Digital waveform using LabView.
7. Design a Virtual Instrument to generate multitone waveform (sine & square) using LabView.
8. Design a Virtual Instrument to convert Celcius into equivalent Fahrenheit using LabView.

**ELP 306 LAB Course "F"- 8086 MICROPROCESSOR PROGRAMMING
INTERFACING AND "C" PROGRAMMING LAB**

M.Sc Electronics

July-Dec 2020

Semester III

Max. Marks: 100, Min. Marks: 20

List of Experiments:-

8086 ASSEMBLY LANGUAGE PROGRAMMING

1. Write a program to transfer an 8-bit data from register to C060H memory location.
2. Write a program to transfer an 16-bit data from register to C060H memory location.
3. Write a program to add two 8-bit data and result is stored in C060H.
4. Write a program to add two 16-bit data and result is stored in C060H.
5. Write a program to subtract two 8-bit data and result is stored in C060H.
6. Write a program to subtract two 16-bit data and result is stored in C060H.
7. Write a program to multiply two 8-bit data and result is stored in C060H.
8. Write a program to multiply two 16-bit data and result is stored in C060H.
9. Write a program to divide 16-bit data by 8-bit and result is stored in C060H.
10. Write a program to divide 32-bit data by 16-bit and result is stored in C060H.

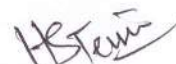
*** STUDY OF 8255 CARD ***

Study the Interfacing of 8255 Study card with 8086 Microprocessor.

*** STUDY OF 8259 CARD ***


Study the Interfacing of 8259 Study card with 8086 Microprocessor.

Syllabus revised & approved by Board of Studies in Electronics on 5th Jan., 2019



List of C Programming

1. Write a program to calculate the roots of quadratic equation $Ax^2+Bx+C=0$.
2. Write a program to calculate the average of a set of n numbers including zero and negative numbers.
3. Write a program to sort an array element in ascending order using bubble sort technique.
4. Write a program to sort an array element in descending order using bubble sort technique.
5. Write a program to plot a $\sin(X)$.
6. Write a program to read and print a single dimension array A and B each having 10 elements write a program that prints out an array C having elements, which are sum of the elements of array A and B.
7. Write a program to find a row sum and column sum of a given matrix and built a new matrix with the help of row sum and column sum and previous matrix.
8. Write a program to read and print two-dimensional matrix of order $n \times m$. Find the sum of diagonals.
9. Write a program that calculate and prints out the maximum and minimum of array.
10. Write a program for sorting names in alphabetical order.
11. Write a program to plot and exponential series.
12. Write a program to print the terms in the exponential series, till the term is equal to 0.00001 also compute the exponential series of x,
$$e^x = 1 + x + \frac{x^2}{2!} + \frac{x^3}{3!} + \dots + 0.00001.$$
13. Write a program for matrix multiplication.
14. Write a program for matrix addition.



15. Write a program for the operation of (a) addition (b) subtraction (c) multiplication (d)

Division, using switch command

16. Write a program to find the factorial of a given number and Fibonacci series using switch

command :

17. Write a program to find the sum of natural numbers using function

Any other experiment of equal standard relevant to syllabus can also be set

ELP 405 LAB COURSE "G"- OPTICAL COMMUNICATION AND 8051 PROGRAMMING LAB

M.Sc. Electronics

Jan-June 2021

Semester IV

Max. Marks: 100, Min. Marks: 20

List of Experiments: -

Fiber Optics Communication kit

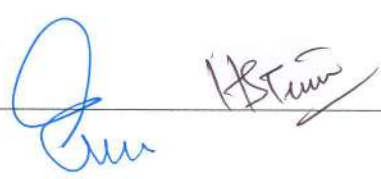
1. Study of setting up a fiber Optic Analog Link.
2. Study of setting up a fiber Optic Digital Link.
3. Study of Losses in Optical Fiber.
4. Measurement of Numerical aperture of a optical fiber.
5. Study of Manchester Coding & Decoding of optical signal.
6. Study of Time Division Demultiplexing through fiber optic link –B .
7. Measurement of Bit Error Rate of an optical signal through fiber optic link -B.
8. Study of Eye Pattern of fiber through fiber optic ling –B.
9. Forming PC to PC Communication Link using Optical Fiber & RS-232Interface.

8051 Programming: -

Any 10 Basic programming in 8051 Microcontroller

General Programming Practical of 8051

Syllabus revised & approved by Board of Studies in Electronics on 5th Jan., 2019





1. Write a program to find the addition of two 8- Bit Numbers.
2. Write a Program to subtract Two 8 – Bit Numbers.
3. Write a Program to find Multiplication of Two 8- Bit Numbers.
4. Write a Program to find Division of Two 8- Bit Numbers.
5. Write a Program to find the Factorial of a given numbers.
6. Write a Program to transfer the Data block in Forward order.
7. Write a Program to transfer Data Block in Reverse order.
8. Write a Program to find Addition of Series of numbers.
9. Write a program for searching no. of (05H) in a given Memory Location.
10. Write a Program to find out no. of Even & Odd no. in a given Data Series.
11. Write a Program to count Zero, Positive, Negative no. in a given Data Series.
12. Write a program to count the numbers which are divisible by 3 in a given Data Series
13. Write a Program to find the largest number in a given Data Series.
14. Write a Program to find the smallest number in a given Data Series.
15. Write a Program to arrange the Data in ascending order.
16. Write a Program to arrange the Data in descending order.
17. Write a program to convert Binary Number to BCD Number.
18. Write a program to convert Binary Number to ASCII Number

Interfacing Practical of 8051

1. To Study & Analyze the Interfacing of 16×2 LCD.
2. To Study & Analyze the Interfacing of 5×7 LED Matrix.
3. To Study & Analyze the Interfacing of Seven Segment Display.
4. To Study & Analyze the Interfacing of ADC & DAC Module.
5. To Study & Analyze the Interfacing of DC Motor.
6. To Study & Analyze the Interfacing of Stepper Motor.
7. To Study & Analyze the Interfacing of LEDs.

Syllabus revised & approved by Board of Studies in Electronics on 5th Jan., 2019



Any other experiment of equal standard relevant to syllabus can also be set.

ELP 406 Project & Seminar

Max. Marks: 100, Min. Marks: 20

Project

This course provides quality education to students on professional grounds. Apart from classroom lectures and Practical's, the students are also required to undertake a project in the fourth semester. This provides them with an opportunity to interact with the industry. Seminars are organized where eminent professionals from various organizations are invited.

Execution and documentation of a project on a specific topic with one of the following aspects

- o Part of ongoing research projects in the department
- o Developmental work related to industry requirements
- o State of the art new technological studies
- o Theoretical and experimental studies
- o Development of prototypes in the finished product form
- o Technical Writing and Project Documentation
- o Presentation and Appreciation.

Seminar

Each student shall present a seminar in the Fourth semester on a topic relevant to Electronics for about 30 minutes. The topic should not be a replica of what is contained in the syllabus. The topic shall be approved by the Seminar Evaluation Committee of the Department. The committee shall evaluate the presentation of students. A seminar report in the prescribed form shall be submitted to the department after the approval from the committee.

The topics of current relevance covering following aspects should be chosen

- o Collection of reference material
- o Assimilation of concepts and preparing document
- o Communication skills
- o Presentation styles and use of projection aids
- o Appraisal and evaluation of delivered seminars

