

**The Annual Quality Assurance Report
2016 – 2017**



Submitted by

**Pt. Ravishankar Shukla University
Raipur – 492 010 – Chhattisgarh**

Submitted to

**National Assessment and Accreditation Council
Bangalore**

AQAR 2016 – 17

July 1, 2016 to June 30, 2017

The Annual Quality Assurance Report (AQAR) of the IQAC

All NAAC accredited institutions will submit an annual self-reviewed progress report to NAAC, through its IQAC. The report is to detail the tangible results achieved in key areas, specifically identified by the institutional IQAC at the beginning of the academic year. The AQAR will detail the results of the perspective plan worked out by the IQAC. (Note: The AQAR period would be the Academic Year. For example, July 1, 2012 to June 30, 2013)

Part – A

1. Details of the Institution:

1.1 Name of the Institution:	Pandit Ravishankar Shukla University
1.2 Address Line 1:	G.E. Road
City/Town:	Raipur
State:	Chhattisgarh
Pin Code:	492 010
Institution e-mail address:	Vice Chancellor: vc_raipur@prsu.org.in ; proskp@gmail.com Registrar: registrarprsu@gmail.com ; dharmesh.sahu@yahoo.co.in
Contact Nos.:	VC: +91-771-2262857; +91-9424200857 Registrar: +91-771-2262540; +91-7587151099
Name of the Head of the Institution:	Dr. S.K. Pandey
Tel. No. with STD Code:	+91-771-2262857
Mobile:	+91-9424200857
Name of the IQAC Co-ordinator:	Dr. Atanu Kumar Pati
Mobile:	+91-9826654829
IQAC e-mail address:	iqac@prsu.org.in ; iqacprsu@gmail.com ; akpati19@gmail.com
1.3 NAAC Track ID (For ex. MHCOGN 18879)	CHUNGN10085
1.4 Website address:	http://www.prsu.ac.in
Web-link of the AQAR:	http://www.prsu.ac.in/AQAR201617.doc
For ex. http://www.ladykeanecollege.edu.in/AQAR201213.doc	

1.5 Accreditation Details:

S. No.	Cycle	Grade	CGPA	Year of Accreditation	Validity Period
1	1 st Cycle	B ⁺	-	2003	5 years [2003-2008]
2	2 nd Cycle	B	2.62	2011	5 years [2011-2016]
3	3 rd Cycle	A	3.02	2016	5 years [2016-2021]

1.6 Date of Establishment of IQAC: 27/11/2003

1.7 AQAR for the year (for example 2010-11): AQAR 2016-17

1.8 Details of the previous year's AQAR submitted to NAAC after the latest Assessment and Accreditation by NAAC (for example AQAR 2010-11 submitted to NAAC on 12-10-2011):

i	AQAR 2010-11	25/09/2011
ii	AQAR 2011-12	30/09/2012
iii	AQAR 2012-13	09/10/2013
iv	AQAR 2013-14	07/12/2015
v	AQAR 2014-15	07/12/2015
vi	AQAR 2015-16	27/11/2015

1.9 Institutional Status:

University State Central Deemed Private

Affiliated College Yes No

Constituent College Yes No

Autonomous college of UGC Yes No

Regulatory Agency approved Institution (e.g., AICTE, BCI, MCI, PCI, NCI) Yes No

Type of Institution Co-education Men Women

Urban Rural Tribal

Financial Status Grant-in-aid UGC 2(f) UGC 12B

Grant-in-aid + Self Financing Totally Self-financing

1.10 Type of Faculty/Program:

Arts Science Commerce

Law	<input checked="" type="checkbox"/>	PEI (Phys Edu)	<input checked="" type="checkbox"/>	TEI (Edu)	<input checked="" type="checkbox"/>
Engineering	<input type="checkbox"/>	Health Science	<input type="checkbox"/>	Management	<input checked="" type="checkbox"/>
Life Science	<input checked="" type="checkbox"/>	Law	<input checked="" type="checkbox"/>	Social Science	<input checked="" type="checkbox"/>
Technology	<input checked="" type="checkbox"/>	Home Science	<input checked="" type="checkbox"/>		

1.11 Name of the Affiliating University (for the Colleges): Not applicable

1.12 Special status conferred by Central/ State Government - UGC/CSIR/ DST/ DBT/ ICMR etc.:

Autonomy by State/Central Govt. / University	<input type="checkbox"/>
University with Potential for Excellence	<input type="checkbox"/>
UGC-CPE	<input type="checkbox"/>
DST Star Scheme	<input type="checkbox"/>
UGC-CE	<input type="checkbox"/>
UGC-Special Assistance Program	<input checked="" type="checkbox"/>
DST-FIST	<input checked="" type="checkbox"/>
UGC-Innovative PG programs	<input checked="" type="checkbox"/>
UGC-COP Programs	<input type="checkbox"/>
Any other (DST IRHPA)	<input checked="" type="checkbox"/>

2. IQAC Composition and Activities:

2.1 No. of Teachers:	13
2.2 No. of Administrative/Technical staff:	2
2.3 No. of students:	0
2.4 No. of Management representatives:	2
2.5 No. of Alumni:	7
2.6 No. of any other stakeholder and community representatives:	2
2.7 No. of Employers/ Industrialists:	0

2.8 No. of other External Experts:	2
2.9 Total No. of members:	18
2.10 No. of IQAC meetings held:	2
2.11 No. of meetings with various stakeholders:	
Faculty:	7
Head of Sections:	3
Students:	1
Alumni:	1
Others:	2

2.12 Has IQAC received any funding from UGC during the year?

Yes



No



If yes, mention the amount

2.13 Seminars and Conferences (only quality related):

(i) No. of Seminars/Conferences/ Workshops/Symposia organized by the IQAC:

Total Nos.	<input type="text" value="3"/>		
International	<input type="text" value="0"/>	National	<input type="text" value="0"/>
State	<input type="text" value="1"/>	Institution Level	<input type="text" value="2"/>

(ii) Themes:

- Workshop for all the Colleges of CG on Recognition of Colleges under section 2(f) and 12(B) of UGC ACT 1956 and NAAC accreditation procedure & Functioning of IQAC Cell
- Institutional level Workshop for SCOPUS Database and Feedback Inventory
- Institutional level Workshop for training HoDs pertaining to the NAAC 3rd Cycle accreditation

^NNational; ^SState Level; ^IInstitutional

2.14 Significant Activities and contributions made by IQAC:

- SCOPUS subscription
- Reconstitution of IQAC Steering Committee
- NAAC accreditation status submitted to UGC
- Agreement with CrossRef for DoI
- Energy Audit of the University
- CAS application scrutiny and yearly performance of individual teachers of the UTD
- Rehearsal for NAAC 3rd Cycle of accreditation

2.15 Plan of Action by IQAC/Outcome:

Plan of Action	Achievements
Inventory developed and designed in Vernacular for Performance Evaluation of Non-Teaching Staff	In process of implementation.
To carry out Internal Quality Audit for the University Teaching Departments	Conducted successfully
Yearly Academic Performance of individual teaching faculty.	Implemented
To evaluate the impact of implementation of CBCS for all PG programs of the PRSU	After implementation in the academic session 2015-2016, a review was done to assess the students response
<i>* Attach the Academic Calendar of the year as Annexure – I</i>	

2.15 Whether the AQAR was placed in statutory body?

Yes



Provide the details of the action taken:

Management:

Not Applicable

Syndicate (in our case – The Executive Council):

The AQAR is routinely placed before the Executive Council and the Director of the IQAC presented the activities of the IQAC before the honourable Executive Council – the Apex Body of the University. Routinely, the recommendations given by the members of the EC, if any, are incorporated.

Any other body:

None

Part – B**Criterion – I****1. Curricular Aspects****1.1 Details about Academic Programs:**

Level of the Program	Number of existing Programs	Number of Programs added during the year	Number of Self-financing Programs	Number of Value Added / Career Oriented Programs
PhD	32	0	0	32
MPhil	24	0	0	24
PG	37	1	6	38
UG	6	0	1	6
PG Diploma	9	0	2	9
Advanced Diploma	1	0	0	1

Diploma	3	0	0	3
Certificate	6	0	0	6
Others (DSc/DLitt)	32	0	0	32
Total	150	1	9	151
Interdisciplinary	4	0	0	0
Innovative	1	0	0	0

1.2 (i) Flexibility of the Curriculum - CBCS/Core/Elective option/Open options:

The PRSU through its Regulation # 149 and 149(A-I) provides enormous flexibility in the programs it offers. These regulations deal with the Choice-Based Credit System that has been adopted by the University. For example, a student in Physics can opt for a course offered by say, Sociology or Life Science departments. The Syllabi have been designed accordingly involving core elective options and open options across the faculties. The student can choose elective paper within its own program as well as the choice of choosing courses offered by other faculties/departments of the University.

(ii) Pattern of programmes:

Pattern	Number of programmes
Semester	40*
Trimester	0
Annual	35*
CBCS	Implemented from 2015-16 in all PG programs on the campus
*Programs such as, PhD, DSc, DLitt and certain Diploma and Certificate programs have been excluded as they neither fit into the Semester Pattern nor into the Annual Pattern.	

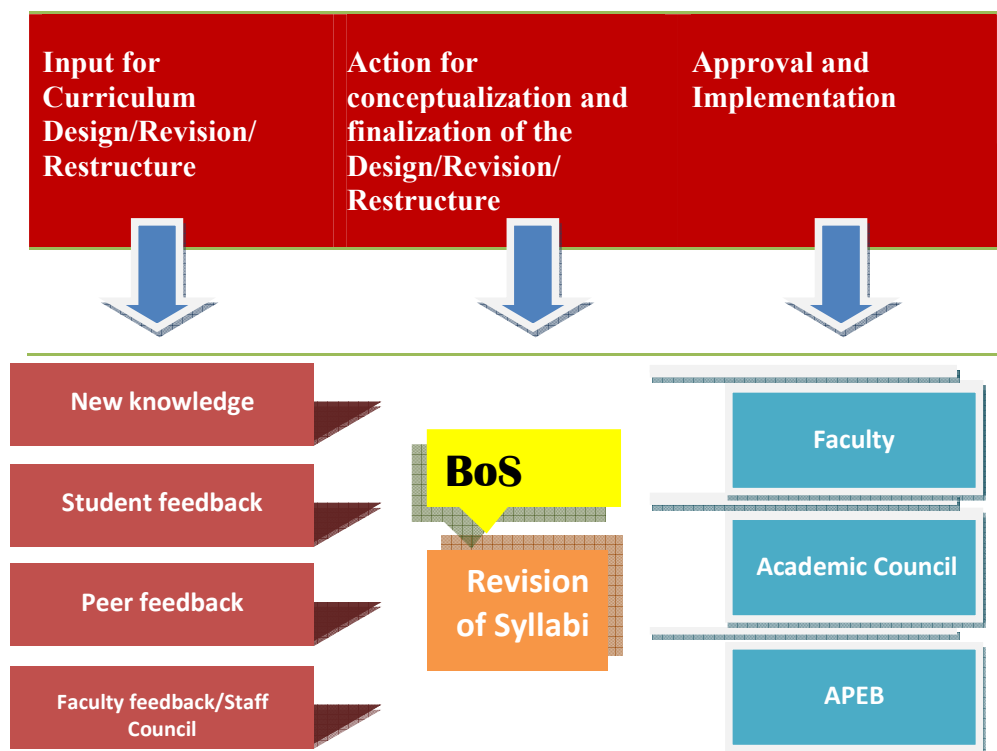
1.3 Feedback from stakeholders* (On all aspects)

Alumni	<input checked="" type="checkbox"/>	Parents	<input checked="" type="checkbox"/>	
Employers	<input type="checkbox"/>	Students	<input checked="" type="checkbox"/>	
Mode of feedback	Online	<input type="checkbox"/>	Manual	<input checked="" type="checkbox"/>
	Co-operating schools (for PEI) Employers		<input checked="" type="checkbox"/>	

*Please provide an analysis of the feedback in the **Annexure-II**

1.4 Whether there is any revision/update of regulation or syllabi, if yes, mention their salient aspects

The PRSU routinely revise and update its regulation/syllabi. The process of revision of syllabi is outlined below using a cartoon diagram:



The BoS of various subjects continuously monitors emergence of new knowledge, feedback from students, peers and teaching faculty and decides the extent of revision to be incorporated in the existing syllabi. The BoS meets twice in an academic session and meets even more than twotimes, if required. The BoS includes nominated teaching faculty of the subject concerned of the UTDs and nominated faculty from the affiliated colleges and also two external peers, who are subject experts. In addition, all other faculty members at the UTDs also participate in the BoS meetings as special invitees.

1.5 Any new Department/Centre introduced during the year. If yes, give details:

No

Criterion – II

2. Teaching, Learning and Evaluation

2.1 Total No. of permanent faculty [Actual with CAS]

Total	Assistant Professors	Associate Professors	Professors	Others
108	34	11	63	0

94 [87.03%]

2.2 No. of permanent faculty with Ph.D.:**2.3 No. of Faculty Positions Recruited (R) and Vacant (V) during the year:**

Assistant Professors		Associate Professors		Professors		Others		Total	
R	V	R	V	R	V	R	V	R	V
26	23	12	26	12	9	4	4	54	62

2.4 No. of Guest and Visiting faculty and Temporary faculty:

Guest Faculty	Visiting Faculty	Temporary Faculty
80	2	25

2.5 Number of Faculty participated in conferences and symposia:

Category	International level	National level	State level
Attended Seminars/ Workshops	35	53	10
Presented papers	43	111	22
Resource Persons	17	63	21

2.6 Innovative processes adopted by the institution in Teaching and Learning:

The PRSU has transformed from one-way **instruction paradigm** to **learning paradigm** in the last five years. The campus has WiFi facility in class rooms, seminar halls, library and hostels. The teachers of most of the departments use modern ICT facilities in the class rooms. They use Internet, e-resources in both teaching and research. Subject specific seminars, poster presentations have been internalized as the regular components of the curriculum. Symposia/Conferences/Workshops are regularly organized with student participation in each department of the UTD to ensure exposure to new knowledge and also interactions with the peers.

2.7 Total No. of actual teaching days during this academic year: 182**2.8 Examination/ Evaluation Reforms initiated by the Institution (for example: Open Book Examination, Bar Coding, Double Valuation, Photocopy, Online Multiple Choice Questions):**

Reforms have been initiated in the process of admission of students to research degrees (MPhil/PhD) through entrance examinations based mostly on MCQ [60%]. The PhD course work also follows the same pattern. Photocopy of the answer books are provided to the candidates on demand.

2.9 No. of faculty members involved in curriculum restructuring/revision/syllabus development as member of Board of Study/Faculty/Curriculum Development workshop:

BoS	Faculty	APEB	Curriculum Development Workshop
37 Chairpersons + Nominated Professors from UTDs and Colleges, all teachers of UTDs including special invitees	49 [Chairpersons of BoS + Deans + All Professors]	26 [All Deans and Nominated Professors, Teachers from Colleges and Peers]	All faculty; BoS and Staff Council organize curriculum development meetings.

2.10 Average percentage of attendance of students: 75%

2.11 Course/Programme wise distribution of pass percentage:

M.A./ M.Sc. 1 st & 3 rd SEMESTER EXAMINATION DECEMBER - 2016							
Name of examination 1 st SEM.	App.	Pass	Percent	Name of examination 3 rd SEM.	App.	Pass	Percent
AIH	8	7	87.5	AIH	5	5	100
Anthropology	20	20	100	Anthropology	19	16	84.21
B.B.A.	662	486	73.41	B.B.A.	509	429	84.28
Bio-Chemistry	8	6	75	Bio-Chemistry	7	5	71.43
Bio-Science	11	5	45.45	Bio-Science	9	9	100
Bio-Technology	40	30	75	Bio-Technology	73	50	68.49
Botany	49	47	95.92	Botany	217	199	91.71
Chemistry	329	204	62.01	Chemistry	387	225	58.14
Chhattisgarhi	39	39	100	Chhattisgarhi	39	37	94.87
Classics (Prachya Sanskrit)	13	13	100	Classics (Prachya Sanskrit)	14	14	100
Computer Science	50	25	50	Computer Science	106	48	44.44
Economics	187	163	87.17	Economics	456	400	87.53
Electronics	13	13	100	Electronics	14	14	100
English	288	102	35.29	English	343	193	56.27
Environmental Science	13	13	100	Environmental Science	15	15	100
Geography	162	74	45.68	Geography	296	239	80.74
Geology	17	16	94.12	Geology	14	12	85.71
Hindi	490	452	92.24	Hindi	832	801	96.27
History	102	84	82.35	History	111	104	93.69
Home Sci. Human Development	5	5	100	Home Sci. Human Development	12	11	91.67
Information Technology	26	16	61.54	Information Technology	21	8	38.1
Linguistics	2	2	100	Linguistics	1	1	100
M. P. E .	79	30	37.97	M. P. E .	75	58	77.33
M.Com	724	591	81.63	M.Com	1197	1077	89.97
M. Tech.	11	5	45.45	M. Tech.	18	18	100
Mathematics	321	158	49.22	Mathematics	488	380	77.71
MBA	63	47	74.6	MBA	60	56	93.33
Microbiology	30	21	70	Microbiology	57	44	77.19
MSW	68	65	95.59	MSW	93	92	98.92
Philosophy & Yoga	26	25	96.15	Philosophy & Yoga	17	16	94.12
Physics	78	64	82.05	Physics	91	73	80.22
Political Science	354	284	80.23	Political Science	640	601	93.91
Psychology	23	22	95.65	Psychology	35	35	100
Rural Development	8	6	75	Rural Development	3	3	100
Sanskrit	10	7	70	Sanskrit	15	12	80
Sociology	100	80	80	Sociology	229	216	94.32
Statistics	73	71	97.26	Statistics	22	21	91.3
Zoology	72	52	72.22	Zoology	190	168	87.96

M.A./ M.Sc. 2 nd & 4 th SEMESTER EXAMINATION MAY-JUNE - 2017							
Name of examination 2 nd SEM.	App.	Pass	Percent	Name of examination 4 th SEM.	App.	Pass	Percent
AIH	5	5	100	AIH	5	4	80
Anthropology	20	20	100	Anthropology	19	17	89.47
B.B.A.	754	520	68.97	B.B.A.	525	447	85.14
Bio-Chemistry	7	5	71.43	Bio-Chemistry	7	4	57.14
Bio-Science	12	7	58.33	Bio-Science	9	8	88.89
Bio-Technology	32	31	96.88	Bio-Technology	70	57	81.43
Botany	51	43	84.31	Botany	215	194	90.23
Chemistry	293	151	51.54	Chemistry	372	239	64.25
Chhattisgarhi	36	34	94.44	Chhattisgarhi	38	38	100
Classics (Prachya Sanskrit)	13	10	76.92	Classics (Prachya Sanskrit)	14	12	85.71
Computer Science	44	24	54.55	Computer Science	100	60	60
Economics	168	154	91.67	Economics	451	427	94.68
Electronics	13	12	92.31	Electronics	14	13	92.86
English	178	104	58.43	English	325	197	60.62
Environmental Science	13	13	100	Environmental Science	15	15	100
Geography	136	94	69.12	Geography	266	227	85.34
Geology	18	17	94.44	Geology	14	12	85.71
Hindi	476	459	96.43	Hindi	824	789	95.75
History	90	82	91.11	History	104	99	95.19
Home Sci. Human Development	5	5	100	Home Sci. Human Development	12	12	100
Information Technology	27	8	29.63	Information Technology	20	19	95
Linguistics	61	38	62.3	Linguistics	1	1	100
M. P. E .	706	641	90.79	M. P. E .	72	50	69.44
M.Com	29	24	82.76	M.Com	1184	1102	93.07
M. Tech.	240	167	69.58	M. Tech.	14	14	100
Mathematics	58	54	93.1	Mathematics	498	391	78.51
MBA	33	17	51.52	MBA	56	48	85.71
Microbiology	62	60	96.77	Microbiology	57	34	59.65
MSW	51	41	80.39	MSW	92	92	100
Philosophy & Yoga	81	61	75.31	Philosophy & Yoga	17	17	100
Physics	308	280	90.91	Physics	90	80	88.89
Political Science	23	22	95.65	Political Science	628	519	82.64
Psychology	6	6	100	Psychology	35	30	85.71
Rural Development	8	6	75	Rural Development	3	3	100
Sanskrit	84	77	91.67	Sanskrit	13	7	53.85
Sociology	31	29	93.55	Sociology	226	205	90.71
Statistics	71	44	61.97	Statistics	23	22	95.65
Zoology	71	44	61.97	Zoology	192	167	86.98

Title of the Programs [Annual System of Examination] 2016-17	Pass %
Bachelor of Arts - Part I (10+2+3)	37.19%
Bachelor of Arts - Part II (10+2+3)	42.15%
Bachelor of Arts - Part III (10+2+3)	64.87%
Bachelor of Commerce - Part I (10+2+3)	30.59%
Bachelor of Commerce - Part II (10+2+3)	56.24%
Bachelor of Commerce - Part III (10+2+3)	70.51%
Bachelor of Computer Application - Part I (10+2+3)	20.19%
Bachelor of Computer Application - Part II (10+2+3)	58.96%
Bachelor of Computer Application - Part III (10+2+3)	49.62%
Bachelor of Education(Ex) - Annual	56.25%
Bachelor of Education - 1 Semester	79.78%
Bachelor of Education - 2 Semester	82.09%
Bachelor of Education - 3 Semester	74.22%
Bachelor of Education - 4 Semester	78.69%
Bachelor of Education Special Education (M.R.) – Sem – 2	87.18%
Bachelor of Education Special Education (M.R.) – Sem – 4	83.33%
Bachelor of Physical Education - Semester - 1	100%
Bachelor of Physical Education - Semester - 2	95.22%
Bachelor of Physical Education - Semester - 3	50%
Bachelor of Physical Education - Semester - 4	93.15%
Bachelor of Science - Part I (10+2+3)	30.93%
Bachelor of Science - Part II (10+2+3)	55.44%
Bachelor of Science - Part III (10+2+3)	69.22%
Master of Arts In Economics - Previous	61.43%
Master of Arts In Economics - Final	95.34%
Master of Arts In English - Previous	20.09%
Master of Arts In English - Final	83.47%
Master of Arts In Geography - Final	83.33%
Master of Arts In Hindi - Previous	88.77%
Master of Arts In Hindi - Final	92.75%
Master of Arts In History - Previous	84.19%
Master of Arts In History - Final	85.78%
Master of Arts In Political Science - Previous	77.56%
Master of Arts In Political Science - Final	90.85%
Master of Arts In Public Admin - Previous	51.19%
Master of Arts In Public Admin - Final	96.83%
Master of Arts In Sanskrit - Final	03.27%
Master of Arts In Sociology - Previous	80.22%
Master of Arts In Sociology - Final	89.37%
Master of Commerce - Previous	57.06%
Master of Commerce - Final	70.89%
Master of Education – Semester - 1	66.67%
Master of Education – Semester - 2	92.31%
Master of Education – Semester - 3	100%
Master of Education – Semester - 4	81.76%
Master of Education - Annual	63.64%

2.12 How does IQAC Contribute/Monitor/Evaluate the Teaching & Learning processes:

- The most important contribution of IQAC concerned restructuring of the pattern of question paper and answer book. The changed pattern has been implemented in the PG programs. The question paper pattern reflects objectivity and the answer book is consisting of only 8 A4-sized sheets, i.e., to say only 16 pages.
- The IQAC also monitors annual performance of each UTD and teaching faculty. The University initiates adequate corrective measures upon coming across any lacunae in the Teaching & Learning Processes and Research.
- The IQAC also conducts workshop on awareness program for HoDs and teachers of UTDs on various aspects.

2.13 Initiatives undertaken towards faculty development:

<i>Faculty / Staff Development Programs</i>	<i>Number of faculty benefitted</i> Program Code [Number]-Number benefitted
Refresher courses	03 Nos. (119 Participants)
UGC – Faculty Improvement Program	Nil
HRD programs	Nil
Orientation programs	02 Nos. (72 Participants)
Faculty exchange program	Nil
Staff training conducted by the university	Tally Training programme for Non-Teaching employee (40 Participants)
Staff training conducted by other institutions	Nil
Summer / Winter schools, Workshops, etc.	1 Summer School (50 Participants) 3 Workshop (147 Participants)
Others	Nil

2.14 Details of Administrative and Technical staff:

Category	Number of Permanent Position	Number of Vacant Positions	Number of permanent positions filled during the Year	Number of positions filled temporarily
Administrative Staff – officers [Class I & II]	60	17	3	9
Employee [Class III]				
Technical Staff	68	45	5	14

Criterion – III**3. Research, Consultancy and Extension****3.1 Initiatives of the IQAC in Sensitizing/Promoting Research Climate in the institution:**

- The IQAC regularly organize workshop/seminar for teachers and research scholars with a view to make them abreast with the recent advances in the subject, both through the SoS and HRDC.
- The IQAC provides list of peer-reviewed and recognised journals to all faculty members with the advice that they should publish their research findings preferably in journals listed in the SCOPUS database.
- With the initiative of the IQAC, a Plagiarism Cell, located in the Library is working efficiently.

- With the initiative of the IQAC, a Project Promotion Cell (PPC) was established in the UGC Unassigned Grant Cell. This PPC encouraged teachers to submit research projects to funding agencies and posted them with all opportunities of obtaining grants.

3.2 Details regarding major projects:

	Completed	Ongoing	Sanctioned	Submitted
Number	9	14	1	3
Outlay in Rs. Lac	165.67	334.51	26.13	85.00

3.3 Details regarding minor projects:

	Completed	Ongoing	Sanctioned	Submitted
Number	7	22	3	7
Outlay in Rs. Lac	23.65	85.59	9.89	30.00

3.4 Details on research publications:

	International	National	Others
Peer Review Journals	232	107	1
Non-Peer Review Journals	10	40	0
e-Journals	8	11	0
Conference proceedings	6	12	0

3.5 Details on Impact factor of publications:

Range	0.001 – 7.441	Average	1.583	h-index	37 for Total Publications; 8 for 2015-16	Nos. in SCOPUS	232
-------	---------------	---------	-------	---------	---------------------------------------------	----------------	-----

3.6 Research funds sanctioned and received from various funding agencies, industry and other organisations:

Nature of the Project	Duration Year	Name of the funding Agency	Total grant Sanctioned [Lac]	Received [Lac]
Major projects	2 – 3 years	UGC, DST, DRDC CSIR, ICSSR, AICTE, DST-FIST	587.69	379.89
Minor Projects	1-3 years	UGC, CCOST, ICSSR, RGSM	94.37	67.17
Interdisciplinary Projects	-	-	0.0	0.0
Industry sponsored	-	-	0.0	0.0

Projects sponsored by the University/ College	-	-	0.0	0.0
Students research projects (other than compulsory by the University)	-	-	0.0	0.0
Any other (Specify)	[1 Year]	NBHM	4.0	4.0
Total			688.06	451.06

3.7 No. of books published:

i) With ISBN No.	<input type="text" value="23"/>	Chapters in Edited Books	<input type="text" value="20"/>
ii) Without ISBN No.	<input type="text" value="11"/>		

3.8 No. of University Departments receiving funds from:

UGC-SAP	<input type="text" value="1"/>	CAS	<input type="text" value="0"/>	DST-FIST	<input type="text" value="2"/>
DPE	<input type="text" value="0"/>	DBT Scheme/ funds	<input type="text" value="0"/>	Any Other [DST IRHPA, MODROB, DAE]	<input type="text" value="0"/>

3.9 For colleges: Not Applicable

Autonomy	<input type="text" value="NA"/>	CPE	<input type="text" value="NA"/>	DBT Star Scheme	<input type="text" value="NA"/>
INSPIRE	<input type="text" value="NA"/>	CE	<input type="text" value="NA"/>	Any Other (specify)	<input type="text" value="NA"/>

3.10 Revenue generated through consultancy [in Lac]: **3.11 No. of conferences organized by the Institution:**

Level	International	National	State	University	College
Number	<input type="text" value="0"/>	<input type="text" value="14"/>	<input type="text" value="2"/>	<input type="text" value="3"/>	<input type="text" value="0"/>
Sponsoring agencies	<input type="text" value="0"/>	<input type="text" value="5"/>	<input type="text" value="1"/>	<input type="text" value="0"/>	<input type="text" value="0"/>

3.12 No. of faculty served as experts, chairpersons or resource persons: 78**3.13 No. of collaborations:**

International National Any other

3.14 No. of linkages created during this year: MoUs

3.15 Total budget for research for current year in Lac:

From Funding agency From Management of University Total

3.16 No. of patents received this year: None

3.17 No. of research awards/ recognitions received by faculty and research fellows of the institute in the year:

Total	International	National	State	University	District	College
31	8	16	3	4	0	0

3.18 No. of faculty from the Institution who are Ph. D. Guides and students registered under them:

Category	Number (UTD and Colleges)
PhD Guides	89
Students registered	214

3.19 No. of Ph.D. awarded by faculty from the Institution:

3.20 No. of Research scholars receiving the Fellowships (Newly enrolled + existing ones):

JRF SRF
Project Fellows Any other

3.21 No. of students Participated in NSS events at various levels:

University State
National International

3.22 No. of students participated in NCC events at various levels:

University State
National International

3.23 No. of Awards won in NSS at various levels:

University State

National International

3.24 No. of Awards won in NCC at various levels:

University State
 National International

3.25 No. of Extension activities organized

University forum College forum
 NCC NSS
 Any other

3.26 Major Activities during the year in the sphere of extension activities and Institutional Social Responsibility**Activities are as follows:-**

- **Plantation-** More than 100 tree plantation with 100 percent survival rate this is different from other unit because the survival rate of most of the tree plantation are not more than 10 percent.
- **Blood Donation-** Successfully organized blood donation camp in 03 Nov. 2016- with the help of **Bilasa blood Bank Raipur**.
- **Village adoption and Social activity-** Social work and awareness camp in 05 wards of Raipur city and 05 villages of Raipur district.
- **Swakchhata Abhiyan- Mega event of “swakchha bharat abhiyan” is organized in every year on 2nd October 2016.**
- **Special Camp-** Organized 07 day's special camp in university campus every year in the month of 16 Jan.-22 Jan. 2017
- **Yoga Day-** Successfully Organized **International Yoga day** program in campus on 21st June every year
- **Personality development, social and civic responsibility** - Successfully organized more than 07 lectures for volunteers by the reputed academicians and subject experts from various filed. Lectures were related in the areas of skill development, counseling process, role of youth in modern India. Indian tradition of debate culture, human right issues, HIV AIDS and youth ,how to live healthy and happy, nationalism and youth, importance of yoga, care and protection of ageing, Legal aid and global warming.
- **Campus selection-** Apart from regular and routine activity this innovative initiative has taken by the UTD NSS for the placement of volunteers. UTD NSS has been organized 03 campus selection program in year 2016-17 with the help of **Kruti Group, One stop centre (women help line) Care foundation and Care foundation**. In this campus selection our 07 volunteer has been selected and they are working in the above centres and foundation.

POC Activity

S. No.	Date	Name of Speakers	Department Lecture	Title of The
1	11.08.2016	Prof. Ajit K Kembhavi	IUCAA Pune, Member, Space Commission, Govt. of India	A Perfect Combination of Science and Technology

2	1.10.2016	Dr. Radhavallabh Tripathi	Former Vice-Chancellor, National Institute of Sanskrit, New Delhi	Vad-Sanwad ki Bhartiya Paramparaye (Pt. R.S.U., Raipur)
3	25.10.2016	Prof. Sumita Jha	SOS in Life Sciences PRSU, Raipur	Healing Herbs : Production, Identification and Applications of Bioactive Molecules.
4	13.02.2017	Prof. Sudhir Kumar Sopory	Former Vice-Chancellor Jawahar Lal Nehru University, New Delhi	An Insight into Plant Life
5	22.02.2017	Dr. Vinay Kumar Srivastava	Professor of Anthropology, University of Delhi, Delhi	“Anthropology “
6	04.03.2017	Prof. A.K. Pati	SOS Life Sciences, PRSU, Raipur	Application of Clock’s Principal Can Make Visual Impaired on a par with the Sighted.
7	04.03.2017	Mrs. Simi Srivastava	Bal Ayog, Govt. of Chhattisgarh	Empowering differently adled through access.
8	04.03.2017	Dr. Suparna Sengupata	Pt. Sunder Lal Sharma Library	Technology and debility
9	17.03.2017	Shri S.K. Malhotra	Raja Ramanna Fellow, DAE Secretary, Atomic Energy Education Society Former Outstanding Scientist & Head Public Awareness Division, BARC, Mumbai	Public Perceptions about Atomic Energy Myths vs Realities.
10	6.04.2017	Shri Raghvesh Pandey	Director Doordarshan Kendra, Raipur	General information collected from out daily life activities or society education institute.
11	06.04.2017	Prof. Rajesh Pathak	Former Director NIT, Raipur	Use of Statistics in Engendering & Technology.
12	06.04.2017	Prof. Dalip Singh Mehta	Department of Physics Indian Institute of Technology Delhi	Bio-photonics: Advanced Microscopy and Laser based Techniques for the study of Red Blood Cells and Cancer Tissues
13	25.04.2017	Shri Atun Kumar Sharma	Archaeological Advisor, Culture & Archaeology, Govt. of C.G.	“Archaeology of Chhattisgarh”

Criterion – IV

4. Infrastructure and Learning Resources

4.1 Details of increase in infrastructure facilities:

Facilities	Existing	Newly created	Source of Fund	Total
Campus area [Acre]	300.17	0	-	300.17
Class rooms	89	13	UGC Plan Fund, CG Govt Fund; University Fund;	102
Laboratories	59	14		73
Seminar Halls	20	3		23

No. of important equipments purchased (\geq 1-0 lakh) during the current year.	131	26	National Funding Agencies; XII FYP; DST-FIST; University Own Resources	157
Value of the equipment purchased during the year (Rs. in Lac)	54.44	16.8	National Funding Agencies; XII FYP; DST-FIST; DST-IRHPA	16.8
Others	-	-	-	-

4.2 Computerization of administration and library:

4.3 Library services:

	Existing		Newly added		Total	
	No.	Value	No.	Value	No.	Value
Text Books/Reference Books	136628	2723359	1486	1596804	138114	4320163
e-Books	2881	5406806	-	-	2881	5406806
Journals	124	3681501	84	455342	208	4136843
e-Journals	7	8000	5	7763	12	15763
Digital Database	-	-	-	-	-	-
CD & Video	8	13898	-	-	8	13898
Others (specify)	-	-	-	-	-	-

4.4 Technology up gradation (overall):

	Total Computers	Computer Labs	Internet	Browsing Centres	Computer Centres	office	Departments	Others
Existing	497	147	289	5	12	20	68	4
Added	30	9	8	0	0	0	2	0
Total	527	156	297	5	12	20	70	4

4.5 Computer, Internet access, training to teachers and students and any other program for technology up-gradation (Networking, e-Governance etc.):

All class rooms, library and seminar halls have Wi-Fi facility.

4.6 Amount spent on maintenance in Lac:

S. No.	Category	Amount [in Lac]
i.	ICT	3.089
ii.	Campus Infrastructure and facilities	8.568
iii.	Equipments	51.374
iv.	Others	18.783
v.	Total:	81.815

Criterion – V**5. Student Support and Progression****5.1 Contribution of IQAC in enhancing awareness about Student Support Services:**

- The IQAC played key role in the establishment of Utility Center
- Instrumental in the establishment of Mentoring System from the current academic session
- Instrumental in the establishment of Grievance Redress Cell in each Department
- Internalization of tutorial system in the curriculum
- Activation of free health care system with the introduction of permanent health card in the health center of the University
- It played key role in the installation of elevators and construction of ramps
- The IQAC played a crucial role in ensuring Wi-Fi facility on the campus, especially in class rooms, labs, seminar halls and library
- The IQAC has made initiatives for feedback requisition through online.

5.2 Efforts made by the institution for tracking the progression:

The PRSU continuously tracks the progression of students of various levels, such as UG/PG, Research students and Passed out students through IQAC, Staff Council of each UTDs and Alumni Association.

The IQAC through annual academic and administrative audits gather information about students profile and examines enrolment statistics and highlights the demand ratio for each academic programs offered by the PRSU.

5.3 (a) Total number of students:

UG	PG	Ph. D.	Others	Total
690	1673	195	162	2720

	Number	Percentage		Number	Percentage
Men	980	36.03	Women	1740	63.97%

(b) No. of students outside the state: 100

(c) No. of international students: 0

(d)

Demand ratio:	1.47	Dropout %:	< 7.5
---------------	------	------------	-------

5.4 Details of student support mechanism for coaching for competitive examinations (If any):

Number of students beneficiaries: 1240

5.5 No. of students qualified in these examinations:

NET	46	SET/SLET	3	GATE	16	CAT	0
IAS/IPS etc.	DD	State PSC Pre/Main	10	UPSC	3	Others/GPAT	4

5.6 Details of student counselling and career guidance:

No. of students benefitted:

5.7 Details of campus placement:

On campus

off Campus

Number of Organizations Visited	Number of Students Participated	Number of Students Placed	Number of Students Placed
<input type="text" value="09"/>	<input type="text" value="132"/>	<input type="text" value="14"/>	<input type="text" value="103"/>

5.8 Details of gender sensitization programmes:

<ul style="list-style-type: none"> Shot Term Course “GENDER ISSUES” in collaboration of Human Resource Development Centre, pt. RSU, Raipur was organized 	18 to 24 October 2016
<ul style="list-style-type: none"> Workshop on “EFFECTIVENESS OF BREAST AND CERVICAL CANCER AWARENESS PROGRAM IN CHANGING THE KNOWLEDGE ATTITUDE AND PRACTICES OF WOMEN IN RAIPUR” in collaboration with AIIMS Raipur was organized 	28 th January 2017
<ul style="list-style-type: none"> Two day Long traing program “GENDER SENSITIZATION AND WOMEN EMPOWERMENT” collaboration with State Resource Centre Chhattisgarh and Oxfam India. 	17 th -18 th February 2017
<ul style="list-style-type: none"> “JUST GENDER YOUTH FAIR” Collaboration with with State Resource Centre Chhattisgarh and Oxfam India. 	25 th February 2017
<ul style="list-style-type: none"> One Day Workshop on “BE BOLD FOR CHANGE” to celebrate the International Women’s Day 	8 th March 2017

5.9 Students Activities:**5.9.1 No. of students participated in Sports, Games and other events:**

State/ University level National level International level

No. of students participated in cultural events:

State/ University level National level International level

5.9.2 No. of medals /awards won by students in Sports, Games and other events:*Sports/Games*

State/ University level National level International level

Cultural events

State/ University level National level International level

5.10 Scholarships and Financial Support:

	Number of students	Amount [INR in Lac]
Financial support from institution	71	23.57
Financial support from government	583	94.21
Financial support from other sources	18	7.41
Number of students who received International/ National recognitions	6	3.60

5.11 Student organised / initiatives:*Fairs*

State/ University level National level International level

Exhibition

State/ University level National level International level

5.12 No. of social initiatives undertaken by the students:

5.13 Major grievances of students (if any) redressed:

Criterion – VI

6. Governance, Leadership and Management

6.1 State the Vision and Mission of the institution:

VISION

- To make quality higher education accessible to all sections of society, including the tribal population of Chhattisgarh
- To provide quality education in the disciplines of arts, humanities, social sciences, natural sciences and other disciplines of learning
- To develop human resource with world class competence and skills in the respective disciplines

MISSION

- To develop the university as a centre of excellence for higher education and knowledge resource
- To promote understanding the value of self-learning, creativity and competence building:
 - By providing world-class education through university-teaching departments and schools
 - By promoting quality research in university schools and affiliated colleges
 - By creating environment conducive to nurture creativity and scientific temper

6.2 Does the Institution has a management Information System:

Yes; To certain extent, the full proposal under process.

6.3 Quality improvement strategies adopted by the institution for each of the following:

6.3.1 Curriculum Development: Please refer Para 1.4 also

- The PRSU revise and restructure curricula on regular basis as per the prescribed guidelines under the supervision of Statutory Bodies.
- Due cognizance was given to the feedback from stake holders and industry.
- The recommendations of UGC and other regulatory bodies are also considered during the process of curricula development and restructuring.
- Nominated peers and external subject experts also provide valuable inputs during the process of curricula development and restructuring.
- Efforts are made to make the curricula congruent with NET and other competitive examination.
- Efforts are made to incorporate new knowledge and development in the curriculum of each subject.

6.3.2 Teaching and Learning

- The University adheres to pre-published academic calendar.
- In regular meetings of the HoDs of various UTDS emphasis is given to make teaching and learning student centric, i.e., **learning paradigm**.
- All UTDS are provided with Internet connectivity [wired] and WiFi facility for the

promotion of ICT based teaching-learning methods.

- Most of the teachers adopt power point presentation and online resources while teaching.
- Promotion of ICT based teaching learning method.
- Many departments have interactive smart boards.
- Subject specific seminars, poster presentations have been internalized as the regular components of the curriculum.
- Symposia/Conferences/Workshops are regularly organized with student participation in each UTD to ensure exposure to new knowledge and also interactions with the peers.

6.3.3 Examination and Evaluation

- The PRSU made a drastic revision and restructuring in the pattern of question paper and answer book and this is being adopted for the 5-year Integrated PG course from this session and it will be adopted for other programs from the next academic session.
- The PRSU declares all examination results online and retrieval mark-sheet online.
- The enrolment, examination form/ document submission and examination fees payment have been made online.
- The performance of students is assessed continuously and comprehensively through internal tests in addition to end semester examinations.
- The PRSU has strengthened its Grievance Redress mechanism through following ways: (a) The revaluation procedure is transparent and student friendly, but only in the programs having annual examination system; (b) The re-totalling method is adopted for programs with CBCS; (c) The PRSU has provision to issue photocopy of the answer book.

6.3.4 Research and Development

- Establishment of Research Promotion Cell and Patent Cell. This year one patent has been filed at the national level.
- Workshop on IPR is organized.
- Plagiarism Cell is in place, working efficiently in the Library.
- The research centres have been well equipped.
- Entrance examinations are conducted for admission into PG Programs and research programs, such as MPhil and PhD.
- Rigorous course work is conducted for PhD students and the pass mark is 50% both at the entrance test and also at the course work examination.
- The PhD students write comprehensive reviews while carrying out their course work and at the end they present their review work before a panel of examiners.
- The research work is regularly monitored through the DRC established in each department subject wise.
- It has been mandatory to publish at least one paper in the peer review journal before the submission of the PhD thesis.
- The PRSU organizes national, international, state level symposium/ seminars/ workshops, conferences regularly to keep research scholars and teachers abreast with the latest development in their subject/field of research.
- The research scholars were provided with travel grants to attend international conferences from University's own resources. **This is one of the Best Practices that the University has been practicing since 2010-2011.**

- The PRSU motivates the faculty for research linkages at national and international level to carry out collaborative research.

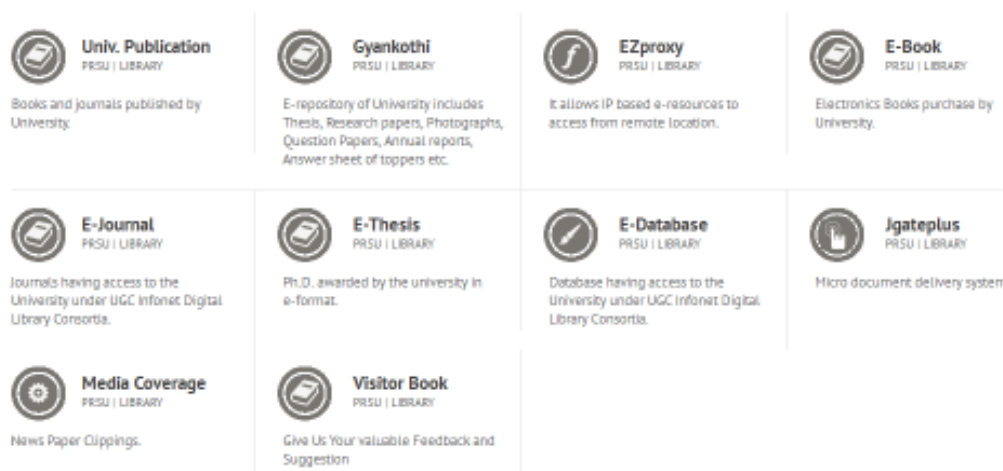
6.3.5 Library, ICT and physical infrastructure/ instrumentation

“Giyankothi” e-repository is been utilized by all the stakeholders and has been enriched.

It permits access to IP-based e-resources from remote locations [EZproxy].

Pt. Sundarlal Sharma Library of the PRSU is one of the largest university libraries of the State and one among the leading university libraries of the country.

- Last year the library developed an independent URL and has link with PRSU website.
- It has purchased 1486 books in 2016-17.
- The library is equipped with ICT and online resources [Please see screen shot below], such as e-journal, e-book, e-thesis, and e-database etc.



- Renovation of arts block has been completed.
- Construction of new hostels (one boy's and one girl's) is completed and is been inaugurated.
- Coffee house, Bank and other facilities have been started in Utility centre

6.3.6 Human Resource Management

- The VC of the PRSU chairs review meetings of each section and department of the University to ensure optimization of human resources. He monitors progress of various assigned and designated work assignment personally.
- Facilities and benefits, such as loan for purchase of vehicle/ computers/ grains etc. are extended to enhance cordial and happy-go-lucky work culture in the university.
- The best performing non-teaching and teaching staff are respectively honoured every year on the occasion of the auspicious foundation day of the university. Certificates of appreciation are awarded to the non-teaching and teaching staff.
- Workshop and hands on training programs are organized for the augmentation of the computer skills of the support staff.
- In exceptional conditions financial help is forwarded to the employees suffering from serious health problems even if they have opted for MA.
- The University practice Self-Appraisal Method (PBAS) to evaluate the performance of the faculty in teaching, research and extension programmes.

- The IQAC computes Academic Performance Indicator (API) as per the guidelines issued by the UGC. The API is regularly used the implementation of CAS.

6.3.7 Faculty and Staff recruitment

- Periodically the University fills in vacant teaching and non-teaching positions. The process of recruitment and promotion through CAS will be carried out in the next session.
- The IQAC played a key role in designing and finalization of online application form.
- The IQAC is involved in designing API calculators.
- Contract teachers and guest faculty have been appointed for the current session against the vacant posts.
- The University encourages appointment of visiting professors.
- The process of appointment of faculty is transparent and reliable.

6.3.8 Industry Interaction / Collaboration

The University has very active University Industry Partnership Council (UIPC) established in 6th July 2012. It regularly conducts interaction meetings with the local industrialists. On 2 February 2014, the Hon'ble VC of PRSU addressed the gathering of officials and entrepreneurs of Chhattisgarh during their Corporate Social Responsibility (CSR) Meet and apprised them about the need for carrying out CSR activities under the banner of the UIPC, PRSU. The results of such meetings often bear fruits. One hostel for boys is being constructed [2000 m² constructed area] with grant of INR 400.00 lac received from Power Grid Corporation of India Ltd.

In summary, the UIPC of the University is incessantly active to strengthen the bond between the PRSU and the local Industries.

Our target is to strengthen the bond between the University and Industry. We have planned to organize sensitization programs involving all stakeholders. Further, we have also planned to organize workshops and seminars at regular intervals with the idea that the concepts and objectives of the UIPC are not easily forgotten or dismissed as unimportant if it is not in the direct view of the Industrial Conglomerates.

In many UG and PG programs students visit local industry to have onsite experience of industrial setup, management, work culture and technical skills.

6.3.9 Admission of Students

- The PRSU publicizes admission advertisement widely in the print and electronic media, including the university website.
- The application is received online for all UG and PG courses of the UTDs.
- An entrance test is conducted for all PG programs.
- Many departments organize joint career counselling for students of related subjects for selecting the right academic programs.
- The prospectus provides detail accounts of the academic programs and specializations available in UTDs.
- The admission notice for MPhil and PhD program is also widely publicized in both print and electronic media, including the university website.
- Admission to all research programs are made on the basis of entrance test.
- For PhD program students are admitted only when they succeed in the Course Work examination.

- The names of successful candidates are published in the university website.
- Admission in the professional programs is made following the guidelines of the respective regulatory bodies.

6.4 Welfare schemes for:

The PRSU has number of welfare schemes for the teaching faculty, non-teaching staff and students. The details are outlined below:

Teaching Faculty	<ul style="list-style-type: none"> • Loan for purchasing vehicles • Loan facility from Teachers Benevolent Fund [TBF] • Disbursement of CPF advance • Disbursement of CPF part final • Soft loan for buying computers • Soft personal loan • Soft house loan • Medical reimbursement • Tuition fee refund • Pension and gratuity
Non teaching	<ul style="list-style-type: none"> • Lowest interest rate loan for purchasing vehicles • Disbursement of CPF advance • Disbursement of CPF part final • Festival advance • Grain advance • Soft loan for buying computers • Soft personal loan • Soft house loan • Medical reimbursement • Tuition fee refund • Pension and gratuity
Students	<ul style="list-style-type: none"> • Free NET/SET and Remedial Coaching classes for SC/ ST/OBC and Minority • Free health check up • Free medicine • Students welfare fund • Travel grant to research students for attending international conference organized in foreign countries and India • Scholarships to MPhil and PhD students

6.5 Total corpus fund generated:

6.6 Whether annual financial audit has been done:

Yes No

6.7 Whether Academic and Administrative Audit (AAA) have been done?

Audit Type	External		Internal	
	Yes/No	Agency	Yes/No	Authority
Academic	Yes	Mock NAAC	Yes	IQAC Team

Administrative	Yes	Peer Team consisting of real NAAC assessors	Yes	consisting of real NAAC assessors and IQAC members
----------------	-----	---------------------------------------------	-----	----------------------------------------------------

6.8 Does the University/Autonomous College declare results within 30 days?

For UG Programs

Yes No

For PG Programs

Yes No

6.9 What efforts are made by the University/ Autonomous College for Examination Reforms?

- The PRSU has undertaken number of examination reforms in the last five years.
- Introduction of grading and credit system in the UTDs and all affiliated colleges.
- Introduction of choice-based credit system in the UTDs.
- Drastic restructuring in the pattern of question paper and answer book.

6.10 What efforts are made by the University to promote autonomy in the affiliated/constituent colleges?

- The PRSU provides autonomy to its affiliated colleges within the prevailing statutory provisions.
- Currently the University has SIX autonomous colleges under its jurisdiction.
- The university promotes other affiliated colleges to apply for obtaining autonomous status.
- The university extends all out help and cooperation during the inspection, by regulatory bodies, of these autonomous colleges.
- The PRSU provides following academic and administrative autonomy to its affiliated colleges:
 - Promotion research and development activity.
 - Introduction of new academic programs, new courses and elective papers in existing programs for autonomous colleges.

6.11 Activities and support from the Alumni Association:

- The PRSU has a registered umbrella alumni association.
- The PRSU has registered [some are yet to register] alumni association in individual UTDs.
- The alumni association of individual departments are affiliated to the Umbrella Alumni Association.
- Regular meetings of the alumni associations are held.

- The alumni give feedback on academic and administrative aspects of the University.
- The alumni support their Alma matter by donating fund.
- The alumni association participate in academic activities, such as conference and symposia actively and often act as co-sponsors.
- The alumni fees/membership has been internalized in the admission procedure.

6.12 Activities and support from the Parent – Teacher Association:

- The formal/registered Parent-Teacher Association does not exist.
- However, regular meetings of the Parent-Teacher are held every year in the UTDs.
- The parents actively participate in the feedback system of the university.
- In few departments, parent teacher association exists.

6.13 Development programmes for support staff:

- The PRSU conducts training programs for the non-teaching support staff with the objective to enhance their professional competency and working skills.
- The technical personnel are trained for new sophisticated equipments.
- They are allowed and encouraged to attend training programs arranged elsewhere.
- They are encouraged to organize and participate in cultural and sports activities.

6.14 Initiatives taken by the institution to make the campus eco-friendly:

- The flagship program of the hon'ble PM, "Clean India Movement (स्वच्छ भारत अभियान)" was implemented on the campus.
- The university conducts regular Shramadan programs.
- The PRSU observes International Environmental Day on 5th June every year.
- The University has declared the university campus as "no horn please" zone.
- The University has declared the university campus tobacco free.
- The University has declared the university campus as plastic free zone.
- The University regularly carries out plantation drive in the campus.
- The PRSU has made appropriate arrangement for augmenting water recharging by digging ponds for the purpose.
- The PRSU is carrying out green audit for the campus.
- The PRSU carried out survey of the vegetation on the campus.
- The PRSU carried out survey on the exotic mollusc pests.
- The UTDs have nominated energy monitors from among the students in each class for optimization of power consumption.
- The PRSU has substituted halogen lamps on its campus by LED lamps.

Criterion – VII

7. Innovations and Best Practices

7.1 Innovations introduced during this academic year which have created a positive impact on the functioning of the institution. Give details.

- Training of gender champions.
- Research facilities are offered to scholars of outside of campus to generate funds and maximize the use of equipments and other infrastructure.

7.2 Provide the Action Taken Report (ATR) based on the plan of action decided upon at the beginning of the year:

- Gender champions were selected from different Schools and colleges of the University and were trained towards gender issues so that they will further sensitize other students, peers of this group and family members to these issues.
- Research Scholars and UG/PG students of Botany, Microbiology, Biochemistry, Bioscience, Biotechnology, etc., of the campus as well as out of the campus are providing facilities to carry out their research activities on payment basis. Similarly, facilities of sports are offered to various agencies/institutions to generate fund to help the institution.

7.3 Give two Best Practices of the institution (please see the format in the NAAC Self-study Manuals)

- Community based participatory research has been initiated in the University.
- Sensitization of students towards divyangjan.

7.4 Contribution to environmental awareness / protection

- Celebrated Swatchhata Pakhawada in each of the departments and various activities such as cleanliness drive, seminar, assay competition, poster competition, etc., were organized.
- Green cover with seven hundred odd trees.
- Solar powered lights in the campus and cooking systems in the hostels
- Effective waste management system.
- Rain water harvesting

7.5 Whether environmental audit was conducted?

Yes



No

7.6 Any other relevant information the institution wishes to add (for example SWOC Analysis).

S-O Strategy	W-O Strategy
<ul style="list-style-type: none"> • Introduction of new vocational UG/PG programs • Introduction of new modular UG/PG programs in new and existing departments • Promotion of research on medicinal plants and endemic diseases • Promotion of faculty to tap international funding for R&D activities 	<ul style="list-style-type: none"> • Need analysis of the local population in terms of program demand • Opening of new programs and remodeling of programs in the department with low PTR • Augment the activities of the IPR cell and spread awareness on IPR, Patent and Copyright. • Promotion and intensification of FDPs • Basic Infrastructure needed in all the departments • PTA ratio in all the departments have to be optimized
S-C Strategy	W-C Strategy
<ul style="list-style-type: none"> • Augmentation of outreach activities to enhance credibility of the University • Develop mechanisms and processes to attract students from foreign countries • Promotion and augmentation of patentable R&D activities 	<ul style="list-style-type: none"> • Establishment of finishing school • Activation of full MIS based governance • Commissioning both administrative and academic reforms

8. Plans of institution for the next year

- Strengthening of CBCS in department of the University
- Implementation of the matrix designed to compute performance index of non-teaching staff
- Programs to be designed to improve performance of research scholars
- Strengthening of IPR Cell
- The University envisages to open new programs in various departments
- The University has plans to build new infrastructure:
 - Facilities for Safe documentation
 - Facilities to be development for Alumni center
 - International sports infrastructure to be developed
 - International guest house

Signature of the Director, IQAC

Signature of the Chairperson, IQAC

1. ACADEMIC SCHEDULE

TIMELINE FOR ACADEMIC PROGRAMS

[A] GENERAL

Date of admission for the Session 2016-17	- From 16 th June 2016
Last date of Admission from permission of Vice Chancellor	- 14 th August 2016
Student forming the electoral process and swearing	- From 22 nd to 31 st August 2016
Convocation	- December 2016 to January 2017
Course work exam of Ph.D.	- April 2017

[B] ANNUAL

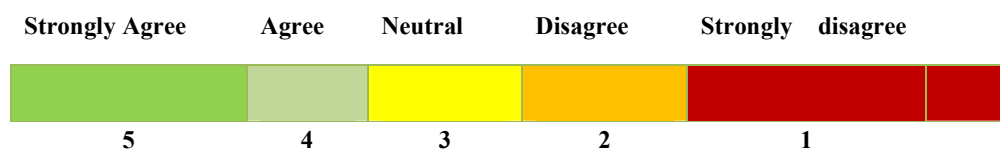
The annual Practical examination	- From 16 th Feb to 05 th March 2017
The annual examination	- From 12 th March to 12 th May 2017
M.Phil. annual examination	- April 2017

[C] ENTRANCE TEST

Entrance Test for PG admission	- Between 3 rd & 4 th week of June 2016
Entrance Test for M.Phil. admission	- June-July 2016
Entrance Test for Ph.D. admission	- June-July 2016

[D] SEMESTER

S. No.	Activity	Semester	Semester
		I/III/V/VII/IX Date	II/IV/VI/VIII/X Date
01	Admission Process	16 th to 30 th June	15 th August
02	Commencement of Teaching	01 st July	31 st December
03	Meeting of Statutory Committees	04-14 th August	16-31 st January
04	Duration for sending names of External Examiners (Practical) to the Examination Center	03-10 th September	21-28 th February
05	Last date of Semester teaching	08 th November	16 th April
06	Practical Examination P.G./ U.G.	15-22 nd November	18-30 th April
07	Preparation Leave	23-30 th November	01-8 th May
08	Theory Examination	01-24 th December	09-31 st May
09	Semester Break/Declaration of Results	25-31 st December	01-16 th June

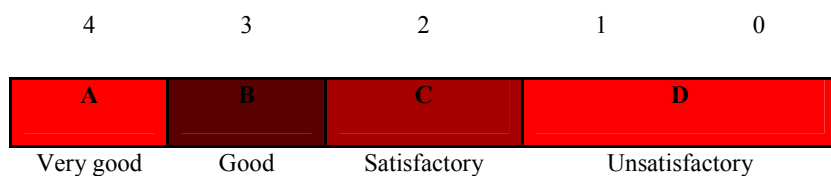
Enclosure-II**An Example****STUDENT FEEDBACK 2016-17****School of Studies in Biotechnology****Action Taken Report****&****Summary of Analysis****Feedback from Support Staff (2016-17)****Scale**

Parameters (%)				
Strongly Agree	Agree	Neutral	Disagree	Strongly disagree
23.21	62.5	5.35	7.14	1.78

Suggestions for further improvement:

ST	There should be promotion scheme for Research Associates
RRM	Promotion of employee should be done according to work and post regularly, on the basis of proper rules and regulation
RKV	Proper channel promotion should be taken place on the basis of post
MB	Quarter allotment for support staff
SM	No comment

Feedback Inventory for Students (Questionnaire -1)



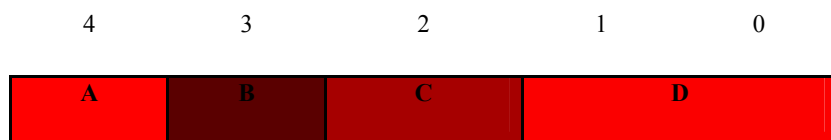
Overall rating by Students

Class	M.Sc.	
	I sem.	III Sem.
No. of Students	15	21
Total Score	3.002	3.169

Class	Strength of Students		Parameters (%)			
	Participant	Total	Very Good	Good	Satisfactory	Unsatisfactory
M.Sc. I	15	18	0.00	55.56	44.44	0.00
M.Sc. III	21	21	0.00	100.00	0.00	0.00

Feedback Inventory for Students

(Questionnaire -2)



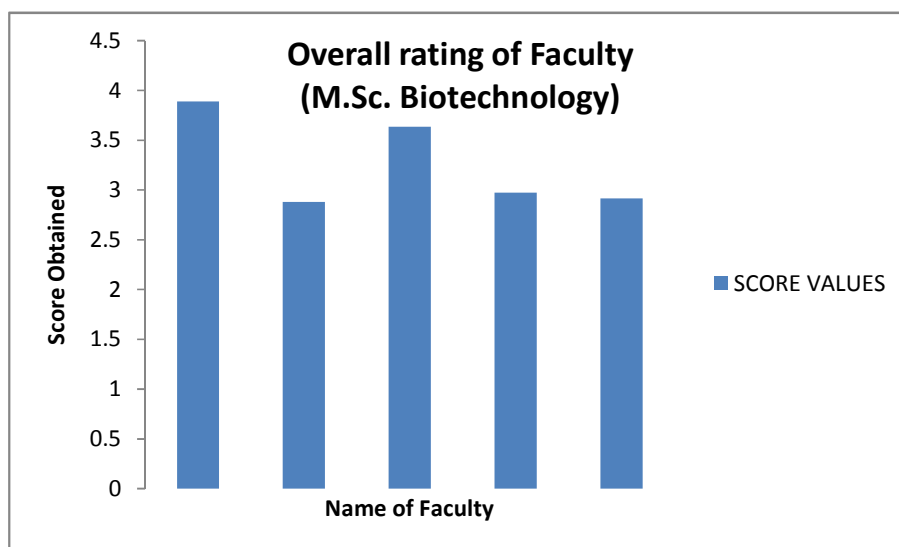
Very good Good Satisfactory Unsatisfactory

Overall rating of Faculty

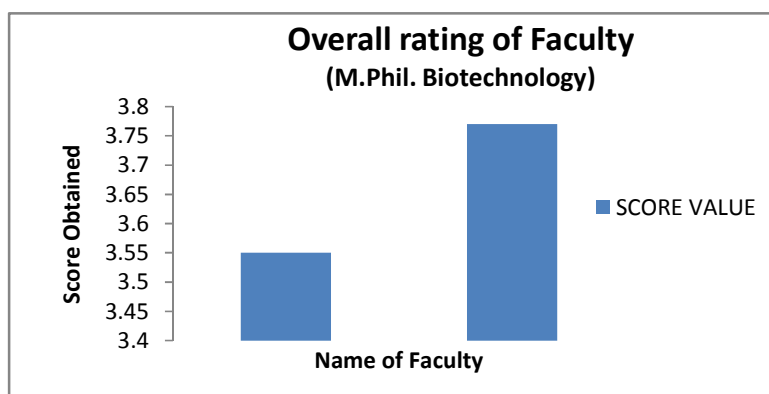
	M.Sc. II	M.Sc. IV
No. of Student	17	05
Total Score	3.002	3.169
Name of Faculty	-	-
A	-	3.550
B	3.889	3.77
C	2.880	-
D	3.636	-
E	2.975	-
F	2.917	-

Class	Faculty Name	Parameters (%)			
		Very Good	Good	Satisfactory	Unsatisfactory
M.Sc. II (Jan- May, 2016)	A	11.76	47.06	35.29	5.88
	B	11.76	58.82	29.41	0.00
	C	11.76	47.06	29.41	11.76
	D	64.71	29.41	5.88	0.00
	E	11.76	41.18	35.29	11.76
	F	11.76	23.53	52.94	11.76
M.Sc. IV (Jan- May, 2016)	G	0.00	60.00	40.00	0.00
	F	0.00	60.00	40.00	0.00
	C	20.00	40.00	40.00	0.00
	H	20.00	80.00	0.00	0.00

	A	0.00	80.00	20.00	0.00
	D	60.00	40.00	0.00	0.00
	I	0.00	100.00	0.00	0.00
Over all rating	J	66.67	33.33	0	0
	K	50	50	0	0

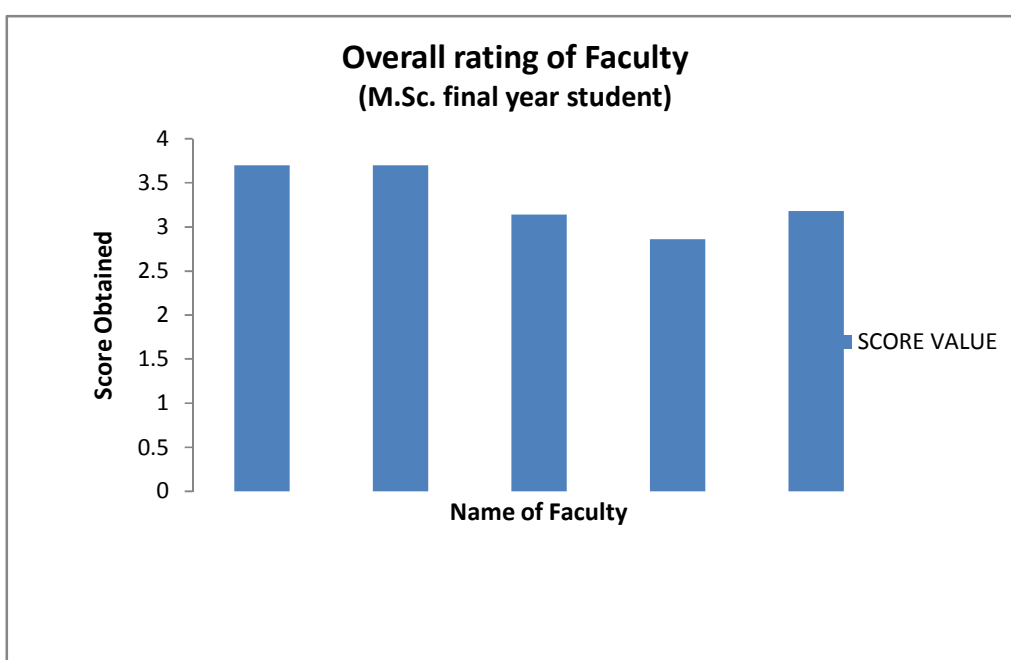
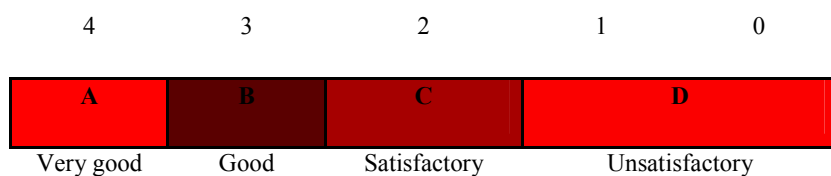


M.Phil. Biotechnology



Feedback Inventory for Students (For final year students only)

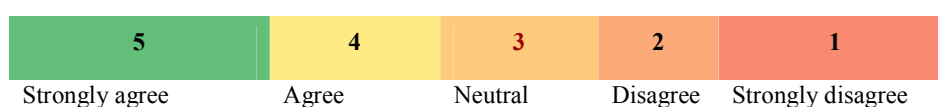
(Questionnaire -3)



Class	Participant	Total	Very Good	Good	Satisfactory	Unsatisfactory
M.Sc.	6	8	64.475	19.764	10.001	9.793
M.Phil.	3		60.00	30.00	0.00	10.00

Name of Faculty	MSc IV	
A		
B	13-KKS	60.475
C	14- VT74.999	74.999
D	15-NC	63.333
E	16-AQ KK	72.999
F		

Feedback from Parents

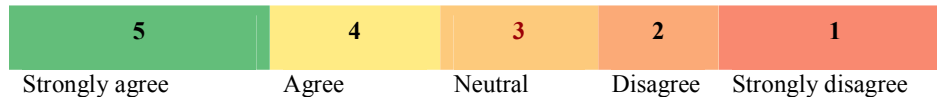


	Feedback from Parents			
	M.Sc. (I sem.)	M.Sc. (IV)	M.Phil.	PhD
No. of Student	04	04	06	03
Total Score	3.714	3.692	4.243	3.929

Comments

- MB1 No improvement
- MB2
1. Not proper checking of answer sheet and no improvement when the answer sheet is in re
 2. Renewal fees should be return back after no improvement.
 3. Exam fees deposition should be done in the particular department.
- MB3 No suggestion
- MB4
1. Career guidance should be available
 2. Transportation service should be available
 3. Teaching fees should be lowered
- BT6 No suggestion , satisfied
- BT7 Job oriented courses or workshop should be organized by University
- BT8 It should be placement after completion of courses.

Feedback from Alumni



Total Participant	Parameters (%)				
	Strongly Agree	Agree	Neutral	Disagree	Strongly Disagree
14	28.570	64.287	6.349	0.00	0.793

Suggestions

PhD/1, 2006 Member of the Alumni Association should be log in to the website and interact with other alumni - thus forging and reinforcing relationships probably formed in their student years at SOS in Biotechnology.

MSc/2 2012 No comments

MSc/3 2012 The association could have to go for some social activities in field of education as well as for aware the people to fight from social problems.

PhD/5 2013 Development to system for proper activity and promote to add new members in increasing way.

MSc/6 2012 In our next Alumni we will try to plan for plantation or we can do one more social activity like collecting old clothes, shoes and distribute to poor people.

MSc/7 2010 I want to suggest that to alumni, social and creative contribution is a need, so think about this direction.

Action Taken Report

1. Feedback from Students, Parents and Alumni, analyzed through software (Monkey survey),
2. Also discussed in Staff Council meeting, problem and suggestions has resolved, Through proper discussion and taken action for betterments.

Key to Abbreviations:

CAS	-	Career Advanced Scheme
CAT	-	Common Admission Test
CBCS	-	Choice Based Credit System
CE	-	Centre for Excellence
COP	-	Career Oriented Programme
CPE	-	College with Potential for Excellence
DPE	-	Department with Potential for Excellence
DD	-	Data deficient
GATE	-	Graduate Aptitude Test
NET	-	National Eligibility Test
PEI	-	Physical Education Institution
SAP	-	Special Assistance Programme
SF	-	Self Financing
SLET	-	State Level Eligibility Test
TEI	-	Teacher Education Institution
UPE	-	University with Potential Excellence
UPSC	-	Union Public Service Commission